

# Mainline & Benchmark Price List

LISTA DE PRECIOS 2023  
COD:B012023



**BOSCH**

Invented for life

**HOMEA**  
PREMIUM

**HOMEA**

**www.homea.mx**

**Email: [ventas@homea.mx](mailto:ventas@homea.mx)**

**Whatsapp: (442)258.0251**

**Tel: (442)216.3552**

**Lada sin Costo: 01(800)701.2121**



# REFRIGERATORS



# FRENCH DOOR REFRIGERATOR

This price list supersedes all previous price lists. Prices listed herein do not include applicable state or local taxes.

Model Number	Description	PRICE
--------------	-------------	-------

**All Bosch Freestanding French Door Refrigerators Include the Following Features:**

- Home Connect® Features
- ENERGY STAR® Certified
- SuperCool/SuperFreeze®
- Built-In Look
- Stainless Steel Back Wall
- MultiAirFlow® Circulation System
- Adjustable Tempered Glass Shelving
- Full-Width Chiller Drawer
- Hidden Hinges
- LED Lighting
- Door Alarm
- Ice Maker
- Gallon Door Storage Bins
- SoftClose® Freezer/Drawer Closing

**36" Freestanding Standard-Depth French Door Refrigerator, External Water and Ice – Stainless Steel**

**500 Series**

- QuickIce Pro System™ Makes up to 12 lbs. of Ice per Day\*
- 26.0 cu.ft.
- Standard Depth
- 69" Height
- Easy to Clean Stainless Steel
- Humidity Controlled Crisper Drawers
- Adjustable Garage Shelf
- Full-Width Chiller Drawer
- External Ice and Water Dispenser
- UltraClarityPro® Water Filter
- Freezer with Two-Tiered Shelving



B36FD50SNS



**B36FD50SNS**

**Stainless Steel, Bar Handle**

**\$5,179**



\*Based on single ice maker production rates during a 24-hour period, measured per IEC standards, when the ice bin was removed. Results may vary depending on operating conditions.

## BOTTOM FREEZER

*This price list supersedes all previous price lists. Prices listed herein do not include applicable state or local taxes.*

Model Number	Description	PRICE
--------------	-------------	-------

### 800 Series

#### **24" Freestanding Counter-Depth Two Door Bottom Freezer Refrigerator— Stainless Steel Door**

- |  |   |  |
|--|---|--|
| <ul style="list-style-type: none"> <li>11 cu.ft.</li> <li>24"x79" European Style</li> <li>Hidden Hinges</li> </ul> | <ul style="list-style-type: none"> <li>SuperCool/SuperFreeze®</li> <li>AirFresh Filter®</li> <li>Sidewall LED Lighting</li> </ul> | <ul style="list-style-type: none"> <li>HydroFresh Humidity-Controlled Crisper</li> <li>Telescopic Drawers</li> <li>Internal Ice Maker</li> </ul> |
|--|---|--|



**B11CB81SSS**

**Stainless Steel, with Internal Ice Maker**

**\$5,131**

B11CB81SSS



# DISHWASHERS



*This price list supersedes all previous price lists. Prices listed herein do not include applicable state or local taxes.*

Model Number	Description	PRICE
--------------	-------------	-------

**All Bosch 100 Series Dishwashers Include the Following Features:**

**Quality**

- Anti-Finger Print Stainless Steel
- Stainless Steel Tub with Polypropylene
- 24/7 Overflow Protection

**Efficiency**

- 269 kWh/year
- ENERGY STAR® Certified

**Performance**

- Up to Six Wash Cycles Including: Heavy, Auto, Normal, Speed 60 and Rinse & Hold
- Up to Five Performance-Enhancing Options

**Quietness**

- 50 dBA

**Design**

- Standard Button Controls

**Racks**

- 14-Place Setting Capacity
- Utility Rack
- Manual Adjusting Upper Rack
- 2 Lower Rack Flip Tines
- 2 Silverware Baskets

**Performance**

- Additional Wash Cycles: Delicate, Express
- Additional Options: Delay Start, Sanitize (NSF certified to remove up to 99.9% of bacteria)

**100 Series**



SHEM3AY55N

**SHEM3AY52N**

**Recessed Handle, White**

**\$941**

**SHEM3AY55N**

**Recessed Handle, Stainless Steel with Silver Fascia**

**\$1,103**



This price list supersedes all previous price lists. Prices listed herein do not include applicable state or local taxes.

Model Number	Description	PRICE
--------------	-------------	-------

**All NEW Bosch 300 Series Dishwashers Include the Following Features:**

**Quiet Operation**

- 46 dBA
- InfoLight®
- Multiple Layers of Sound-Absorbing Insulation
- EcoSilence™ Dual Brushless Motor System
- Solid Molded Base to Absorb Noise while Minimizing Vibration

**Design**

- Touch Controls
- Flush Installation with Full Size Tub
- Time Remaining Indicator

**Racks**

- 16 Place Setting Capacity
- Standard 3rd Rack
- 3 Step RackMatic®
- EasyGlide™ on All 3 Rack Levels
- FlexSpace™ Tines
- 1 Flip Tine Upper Rack
- 1 Flip Tine Lower Rack
- 1 Silverware Basket

**Quality**

- Deeper Full Stainless Steel Tub
- 24/7 AquaStop® Leak Protection System
- Easily Accessible 3-Stage Filtration System

**Efficiency**

- 269 kWh/yr

**Performance**

- **Wash System:** PrecisionWash®
- **Drying System:** PureDry™
- Wi-Fi Home Connect® features
  - Smart Cycle Guidance
  - Delay Start, Remote Start, and Cycle Monitoring
  - Access Additional Cycles, Manuals, and Tips & Tricks
- **Cycles:**
  - 5 on the Control Panel (Heavy, Auto, Normal, Speed60, Favorite)
  - 3 Additional in Home Connect® (Delicate, Rinse, Machine Care)
- **Options:**
  - 3 on the Control Panel (Sanitize, Remote Start, Extra Dry)
  - Up to 4 Additional in Home Connect® (Half Load, Eco)

**300 Series**

Launching July 2023

**NEW SHV53CM3N**

**Custom Panel**

**\$1,680**



SHV53CM3N



This price list supersedes all previous price lists. Prices listed herein do not include applicable state or local taxes.

Model Number	Description	PRICE
--------------	-------------	-------

**All NEW Bosch 800 Series Dishwashers Include the Following Features:**

**Featuring the New PowerControl™ Wash System plus CrystalDry™** – the industry's most advanced clean meets the ultimate dry.

**Quiet Operation**

- 42 dBA
- InfoLight®
- Multiple Layers of Sound-Absorbing Insulation
- EcoSilence™ Dual Brushless Motor System
- Solid Molded Base to Absorb Noise while Minimizing Vibration

**Design**

- Flush Installation with Full Size Tub
- Touch Controls
- Integrated Control System
- Time Remaining Display
- Self-Latching Door

**Racks**

- 16 Place Setting Capacity
- 3 Step RackMatic®
- EasyGlide™ on All 3 Rack Levels
- FlexSpace™ Tines
- 2 Flip Tine Upper Rack
- 1 Flip Tine Lower Rack
- 1 Silverware Basket

**Quality**

- Full Stainless Steel Tub
- 24/7 AquaStop® Leak Protection System
- Easily Accessible 3-Stage Filtration System
- Quick installation kit Included

**Efficiency**

- 269 kWh/yr
- ENERGY STAR® Certified

**Performance**

- **Wash System: PowerControl™** with PrecisionWash®
- **Drying System: CrystalDry™**
- Wi-Fi Home Connect® features
  - Smart Cycle Guidance
  - Delay Start, Remote Start, and Cycle Monitoring
  - Access Additional Cycles, Manuals, and Tips & Tricks
- **Cycles:**
  - 5 on the Control Panel (Heavy, Auto, Normal, Speed60, Favorite)
  - 3 Additional in Home Connect® (Delicate, Rinse, Machine Care)
- **Options:**
  - 4 on the Control Panel (**CrystalDry™**, Sanitize, Remote Start, **PowerControl™**)
  - 2 Additional in Home Connect® (Half Load, Eco)

**800 Series**

Launching July 2023

<b>NEW</b> <a href="#"><u>SHP78CM5N</u></a>	<b>Pocket Handle, Stainless Steel</b>
<b>NEW</b> <a href="#"><u>SHX78CM5N</u></a>	<b>Bar Handle, Stainless Steel</b>
<b>NEW</b> <a href="#"><u>SHV78CM3N</u></a>	<b>Custom Panel</b>

**\$1,977**

**\$2,049**

**\$2,049**



SHP78CM5N



SHX78CM5N



SHV78CM3N





*This price list supersedes all previous price lists. Prices listed herein do not include applicable state or local taxes.*

Model Number	Description	PRICE
--------------	-------------	-------

**All Bosch Benchmark Series Dishwashers Include the Following Features:**

**Quietness**

- **38 dBA**
- Multiple Layers of Sound-Absorbing Insulation
- EcoSilence™ Dual Brushless Motor System
- Solid Molded Base to Absorb Noise while Minimizing Vibration

**Design:**

- Touch Screen Display
- Time Remaining Display
- Integrated Control System
- Flush Installation with Full Size Tub
- Self Latching Door
- InfoLight®

**Racks**

- 3 Step RackMatic®
- DoubleFlex™ Silverware Basket
- 15 Place Setting Capacity
- Flexible Third Rack
- 6 Flip Tines Upper Rack
- 8 Flip Tines Lower Rack

**Quality:**

- 24/7 AquaStop® Leak Protection System
- Concealed Heating Element
- Full Stainless Steel Tub
- Interior Light
- 24/7 AquaStop® Plus
- Telescopic Glides on all 3 loading levels
- Stainless Steel toe-kick
- Water Softener
- Vase Holder and Small Item Clips
- Made in Germany

**Efficiency**

- 269 kWh/yr
- ENERGY STAR® Certified

**Performance**

- Seven Cycles: Heavy, Auto Wash, Glass, Normal Wash, Speed60, Express, Rinse & Hold
- Seven Options: 24H Delay Start, ExtraScrub, SpeedPerfect, Half Load, Delicate, Sanitize, ExtraDry,
- Corrugated Shaped Filter
- Quick Installation Kit Included

**Benchmark® Series**

**SHX89PW75N**

**Bar Handle TFT Display, Stainless Steel (currently not available)**

**\$3,590**



SHX89PW75N

**SHV89PW73N<sup>1</sup>**

**Fully Integrated TFT Display Requires Custom Panel (currently not available)**

**\$3,590**



SHV89PW73N



<sup>1</sup> 39 dBA

# ADA-HEIGHT DISHWASHERS

This price list supersedes all previous price lists. Prices listed herein do not include applicable state or local taxes.

Model Number	Description	PRICE
--------------	-------------	-------

## All Bosch ADA-Height Dishwashers Include the Following Features:

### Design

- Time Remaining Display
- ADA Compliant Height (32" Tall)

### Racks

- RackMatic®
- Flexible Silverware Basket

### Quality

- Full Stainless Steel Tub
- 24/7 AquaStop® Plus
- Easily Accessible 3-Stage Filtration System

### Efficiency

- 259 kWh/yr
- ENERGY STAR® Certified

### Performance

- Four Wash Cycles: Heavy, Auto, Normal, Rinse & Hold
- Four Options: Delicate, Extra Dry, Sanitize, 24H Delay Start

## 300 Series EuroTub/ADA-Height 24"

### Quietness

- 46 dBA

### Racks

- Place Setting Capacity 14
- Made in Germany
- **Water Softener**

### Performance

- Additional Cycle: Favorite
- Additional Options: Machine Care, Remote Start
- Home Connect™ Allows You to Remotely Monitor and Control with Wi-Fi Connectivity



SGE53B55UC



SGE53B52UC



SGE53B56UC

[SGE53B55UC](#)

**24" Recessed Handle, Stainless Steel**

**\$1,632**

[SGE53B52UC](#)

**24" Recessed Handle, White**

**\$1,672**

[SGE53B56UC](#)



**24" Recessed Handle, Black**




**\$1,672**



## ADA-HEIGHT DISHWASHERS

This price list supersedes all previous price lists. Prices listed herein do not include applicable state or local taxes.

Model Number	Description	PRICE
<b>800 Series EuroTub/ADA-Height 18" and 24"</b>		
<p><b>Quietness</b></p> <ul style="list-style-type: none"> <li>• <b>44 dBA</b></li> <li>• InfoLight®</li> </ul>	<p><b>Racks</b></p> <ul style="list-style-type: none"> <li>• Place Setting Capacity 10</li> <li>• Standard 3rd Rack</li> </ul> <p><b>Quality</b></p> <ul style="list-style-type: none"> <li>• Made in Poland</li> <li>• Vase Holder and Small Item Clips</li> </ul>	<p><b>Performance</b></p> <ul style="list-style-type: none"> <li>• Additional Wash Cycles: <b>Delicate, Express</b>, favorite</li> <li>• Additional Options: Machine Care, Remote Start</li> <li>• Home Connect™ Allows You to Remotely Monitor and Control with Wi-Fi Connectivity</li> </ul>
		 SPV68B53UC
<a href="#"><u>SPV68B53UC</u></a>	<b>18" Fully Integrated – Requires Custom Panel</b>	<b>\$1,996</b> 

<p><b>Quietness</b></p> <ul style="list-style-type: none"> <li>• <b>42 dBA</b></li> <li>• InfoLight®</li> </ul>	<p><b>Racks</b></p> <ul style="list-style-type: none"> <li>• Place Setting Capacity 15</li> </ul> <p><b>Quality</b></p> <ul style="list-style-type: none"> <li>• Made in Germany</li> <li>• Water Softener</li> <li>• Vase Holder and Small Item Clips</li> </ul>	<p><b>Performance</b></p> <ul style="list-style-type: none"> <li>• Additional Wash Cycles: <b>CrystalDry™</b>, Favorite</li> <li>• Additional Options: Machine Care, Remote Start</li> <li>• Home Connect™ Allows You to Remotely Monitor and Control with Wi-Fi Connectivity</li> </ul>	 SGX78B55UC   SGV78B53UC
<a href="#"><u>SGX78B55UC</u></a>	<b>24" Bar Handle, Stainless Steel</b>	<b>\$2,238</b>	
<a href="#"><u>SGV78B53UC</u></a>	<b>24" Fully Integrated – Requires Custom Panel</b>	<b>\$2,238</b>	



# WASHERS-DRYERS



*This price list supersedes all previous price lists. Prices listed herein do not include applicable state or local taxes.*

Model Number	Description	PRICE
--------------	-------------	-------

**All Bosch Washers Include the Following Features:**

- SpeedPerfect™ Provides up to 40% Faster Washing
- EcoSilence™ BLDC Motor for Quieter Operation
- ActiveClean® System
- Wave Profiled Stainless Steel Drum
- Anti-Vibration Circular Side Walls
- Spin Speed up to 1400 RPM
- ENERGY STAR® Certified
- Improved Energy Efficiency and Performance
- Energy Consumption 84 kWh/year
- Exceeds the February 2018 ENERGY STAR® Water Consumption Standards
- Child Lock
- Signal
- Internal Water Heater
- **Installation** : Stackable, Side-by-Side, Under Counter Or Pedestal Option
- 208–240 V
- Plug type 240V; NEMA 6-15 (3 prong)

**300 Series**

**24" Compact Washer**

*Design:*

- White Exterior with White Dial and White Door Ring
- Touch Control Display
- Large 2.2 cu.ft. Capacity, Wash up to 15.4 lbs or 16 Bath Towels
- Clear See-Through Window
- Matching Dryer WTG86403UC

*Silence Level:*

- Washing/Spinning 54/73 dBA

*15 Individually-Tailored Washing Programs*

- Cotton Normal, Cotton Light Soil, Permanent Press, Permanent Press Heavy Soil, Permanent Press Light Soil, Jeans, Quick Wash 30 min., Heavy Duty, Delicates, Hand wash/Wool, Allergen,

Towels, Drum Clean, Drain, Rinse/Spin

*6 Options*

- SpeedPerfect™, Temperature, Finish In, Extra Rinse, Prewash, Spin Speed, Start/Pause
- Plugs into Wall Receptacle or Dryer Adapter (provided with each dryer)
- Hose Length: 48"



WAT28400UC



**WAT28400UC**

**24" White Cabinet with White Dial and White Door Ring**

**\$1,994**

**500 Series**

**24" Compact Washer**

*Home Connect™ Features*

- App Allows You to Operate Washer From Anywhere In the Home
- Easy Start Option for Your Wash Cycle
- Energy Management Information

*Design:*

- White Exterior with Silver/White Dial and Silver Door Ring
- Touch Control Display
- Large 2.2 cu.ft. Capacity, Wash up to 17.6 lbs or 18 Bath Towels

- Clear Glass Window with Bosch Magneto
- Matching Dryer WTW87NH1UC

*Quality:*

- ENERGY STAR® Most Efficient Certified
- AquaShield® Hose Leak Protection System

- *Silence Level:* Washing/Spinning 52/72 dBA

*14 Individually-Tailored Washing Programs*

- Cotton, Mix, Permanent Press, Whitest Whites, Sanitize, Outdoor/Sport, Jeans, Quick 30, Bulky/

Large Items, Delicates, HandWash/Wool, Drum Clean, Spin/Drain, Rinse

*10 Options*

- SpeedPerfect™, Temperature, Finish In, Prewash, Spin Speed, Start/Pause, EcoPerfect™, Rinse Plus, Remote Start, Stains (Stains Program Treats Blood, Food Based, Red Wine and Grass Based Stains)
- Plugs into Wall Receptacle or Dryer Adapter (provided with each dryer)
- Hose Length: 59"



WAW285H1UC



**WAW285H1UC**

**24" White Cabinet with Silver/White Dial and Silver Door Ring**

**\$2,501**



*This price list supersedes all previous price lists. Prices listed herein do not include applicable state or local taxes.*

Model Number	Description	PRICE
--------------	-------------	-------

**800 Series**

**24" Compact Washer**

**Home Connect™ Features**

- App Allows You to Operate Washer from Anywhere in the Home
- Easy Start Option for Your Wash Cycle
- Energy Management Information

**Design:**

- White Exterior with Chrome Illuminated Selection Dial and Chrome Door Ring
- Premium Large Touch Control Display
- Large 2.2 cu.ft. Capacity, Wash up to 17.6 lbs or 18 Bath Towels
- Interior LED Drum Light

- Clear Glass Window with Bosch Magneto
- Matching Dryer WTG865H4UC

**Quality:**

- AquaStop® Plus Leak Protection System in the Hoses and the Base

**Silence Level:**

- Washing/Spinning 50/71 dBA

**14 Individually-Tailored Washing Programs**

- Cotton, Permanent Press, Permanent Press Heavy Soil, Whitest Whites, Sanitize, Super Quick 15 min., Quick Wash 30 min., Bulky/Large Items,

- Delicates, Hand Wash/Wool, Towels, Drum Clean, Spin/Drain, Rinse

**10 Additional Options**

- SpeedPerfect™, Temperature, Finish In, Prewash, Spin Speed, Start/Pause, EcoPerfect™, Rinse Plus, Remote Start, Stains (Stains Program Treats Blood, Food Based, Red Wine and Grass Based Stains)
- Plugs into Wall Receptacle or Dryer Adapter (provided with each dryer)
- Hose Length: 59"



WAW285H2UC



**WAW285H2UC**

**24" White Cabinet with Chrome Illuminated Selection Dial and Chrome Door Ring**

**\$2,840**



*This price list supersedes all previous price lists. Prices listed herein do not include applicable state or local taxes.*

Model Number	Description	PRICE
--------------	-------------	-------

**All Bosch Dryers Include the Following Features:**

- Large 4.0 cu.ft. Capacity
  - Anti-Vibration Circular Side Walls
  - Sensitive Drying System
  - Start/Pause to Add an Item
  - Child Lock
  - Extra-Fine Lint Filter
  - ActiveDry® System
- Installation:**
    - Stackable, Side-by-Side, Under Counter or Pedestal Option
    - No Ducting Required
    - Drain Pump and Hose Included
- Power Cord Included with Plug Type: 240V; NEMA 6-15 (3 Prong). Dryer Is Also Supplied with a Power Adapter to Fit a Standard 4-Prong 30A Dryer Receptacle (NEMA 14-30R) and Powers Both Bosch Washer and Dryer

**300 Series**

**24" Compact Condensation Dryer**

**Design:**

- White Exterior with White Dial and White Door Ring Touch Control Display
- Galvalume Drum
- Dry up to 15.4 lbs or 16 Bath Towels
- Clear See-Through Window
- Matching Washer WAT28400UC

**Quality:**

- ENERGY STAR® Certified
- Energy Consumption 315 kWh/year

**Silence Level:**

- 67 dBA

**15 Individually-Tailored Drying Programs**

- Cotton Extra Dry, Cotton Dry (Regular), Permanent Press Extra Dry, Permanent Press Dry,

Permanent Press Damp, Jeans, Quick Dry Auto, Air Fluff/No Heat, Time Dry Variable, Quick 40, Delicates, Heavy Duty, Sanitize, Hand Wash/Wool, Towels

**6 Options**

- Dry Level, Time Dry, Finish In, Wrinkle Block, Low Heat, Signal



WTG86403UC



**WTG86403UC**

**24" Ventless Condensation Drying System  
White with White Dial and White Door Ring**

**\$1,994**

**500 Series**

**24" Compact Heat Pump Dryer with Self-Cleaning Condenser**

**Home Connect™ Features**

- App Allows You to Operate Dryer from Anywhere in the Home
- Easy Start Option for Your Dry Cycle

**Design:**

- White Exterior with Silver/White Dial and Silver Door Ring
- Touch Control Display
- Reversible Door (No Additional Parts Required)
- Stainless Steel Structured Drum

- Dry up to 17.6 lbs or 18 Bath Towels
- Clear Glass Window with Bosch Magneto
- Matching Washer WAW285H1UC

**Quality:**

- ENERGY STAR® Most Efficient

- Energy Consumption 123 kWh/year

- Maintenance-Free Self-Cleaning Condenser

- Dual-layer Lint Filtration System

**Silence Level:**

- 65 dBA

**14 Individually-Tailored Drying Programs**

- Cotton, Permanent Press, Mix, Jeans, Quick Dry Auto, Air Fluff, Time Dry, Quick 40, Anti Shrink, Outdoor/Sport, Delicates, Sanitize, HandWash/Wool, Bulky/Large Items

**9 Options**

- Dryness Level, Time Dry, Finish in, Wrinkle Block, Low Heat, Remote Start, Start/Pause, Level Adjust, End Signal



WTW87NH1UC



**WTW87NH1UC**

**24" Ventless Heat Pump Dryer with Self-Cleaning Condenser  
White with Silver/White Dial and Silver Door Ring**

**\$2,501**



This price list supersedes all previous price lists. Prices listed herein do not include applicable state or local taxes.

Model Number	Description	PRICE
--------------	-------------	-------

800 Series

**24" Compact Condensation Dryer**

*Home Connect™ Features*

- App Allows You to Operate Dryer from Anywhere in the Home
- Easy Start Option for Your Dry Cycle

*Design:*

- White Exterior with Chrome Illuminated Selection Dial and Chrome Door Ring
- Premium Large Touch Control Display
- Interior LED Drum Light
- Reversible Door (No Additional Parts Required)

- Stainless Steel Structured Drum
- Dry up to 17.6 lbs or 18 Bath Towels
- Clear Glass Window with Bosch Magneto
- Matching Washer WAW285H2UC

*Quality:*

- ENERGY STAR® Certified
- Energy Consumption 315 kWh/year

*Silence Level:*

- 63 dBA

*14 Individually-Tailored Drying Programs*

- SuperQuick 15, Cotton, Permanent Press, Jeans, Quick Dry Auto, Air Fluff, Time Dry, Quick 40, Anti Shrink, Delicates, Sanitize, Hand Wash/Wool, Towels, Bulky Large Items

*9 Options*

- Dryness Level, Time Dry, Finish in, Wrinkle Block, Low Heat, Remote Start, Start/Pause, Level Adjust, End Signal



WTG865H4UC



**WTG865H4UC**







**24" Ventless Condensation Drying System  
White with Chrome Illuminated Selection Dial  
and Chrome Door Ring**

**\$2,840**





*This price list supersedes all previous price lists. Prices listed herein do not include applicable state or local taxes.*

Model Number	Description	PRICE	Washers			Dryers		
			WAT28400UC	WAW285H1UC	WAW285H2UC	WTG86403UC	WTG865H4UC	WTW87NH1UC
	<b><u>WMZ20600</u></b> Drying Rack for Wool items, Shoes, etc. for Bosch 24" Dryers	<b>\$118</b>				•	•	•
	<b><u>WMZPW20W</u></b> Pedestal with Drawer for 24" Washer	<b>\$444</b>	•	•	•			
	<b><u>WTZPW20D</u></b> Pedestal with Drawer for 24" Dryer	<b>\$444</b>				•	•	•
	<b><u>WTZ11400UC</u></b> Stacking Kit with Pull Out Tray	<b>\$221</b>	•	•	•	•	•	•
	<b><u>WTZ20410UC</u></b> Stacking Kit without Pull Out Tray	<b>\$73</b>	•	•	•	•	•	•
	<b><u>WTZPA20UC</u></b> Dryer Power Adapter - 4 Prong 240V; NEMA 14-30R to 6-15R	<b>\$103</b>				• <sup>1</sup>	• <sup>1</sup>	• <sup>1</sup>



<sup>1</sup> Adapter only works with dryers listed in this guide.



# BUILT-IN COFFEE MACHINE



*This price list supersedes all previous price lists. Prices listed herein do not include applicable state or local taxes.*

Model Number	Description	PRICE
--------------	-------------	-------

**800 Series**

**24" Built-In Coffee Machine**

- Home Connect™ App Allows You to Prepare Coffee from Anywhere in the Home
- Within Minutes Prepare Espressos, Cappuccinos, Lattes, Macchiato and More
- MyFavorites Stores up to 8 of Your Favorite Coffee Preferences
- Large TFT Color Touch Screen Interface
- Automatic System for Cleaning, Milk Steam Rinsing and Descaling
- AromaPro Provides Constant Pressure for an Enhanced Coffee Experience
- Grinding Settings for Dark or Light Coffee
- CoffeeSensor Measures the Ground Coffee after Each Grinding Cycle
- OneTouch DoubleCup Dispenses Two Beverages at the Same Time
- Integrated Built-In Sensors Will Alert You When Coffee, Water Level Is Low
- AromaDouble Shot Prepares Extra-Strong Coffee with Less Bitterness
- Individual Cup Volume Allows You to Adjust Your Coffee Cup Size
- 1 lb. Bean Container
- 10-Cup Water Reservoir
- Stainless Steel 17 oz. Milk Container
- Drip Tray Removable for Cleaning
- 120 V



BCM8450UC



**BCM8450UC      Bosch Built-In Coffee Machine      \$5,530**

Accessories for Coffee Machine			BCM8450UC
	<b><u>HEZCMT3050</u>      30" SS Trim Kit</b>	<b>\$638</b>	•

**For coffee accessories, please see the Cleaners & Accessories Price List.**



# MICROWAVES



## OVER-THE-RANGE MICROWAVE OVENS

*This price list supersedes all previous price lists. Prices listed herein do not include applicable state or local taxes.*

Model Number	Description	PRICE
--------------	-------------	-------

### All Bosch Over-the-Range Microwaves Include the Following Features:

- Design-Matched for Use in Combination with Bosch Range or Cooktop
- Exclusive Stainless Steel Handle
- Easy to Read White LCD Display
- Easy to Use Touch Control
- Side-Hinged Door Allows Full Access to Microwave Cavity
- Installation for Recirculation or Outside Venting
- Reheat Setting
- Potato Program
- Automatic Defrost
- Popcorn Program
- Timer with Cook Time and Automatic Shut Off Function
- Convenient Kitchen Timer
- Easily Adds 30 Seconds to Cooking Time
- 10 Microwave Power Levels
- Plugs into Standard 110 V, 3-Prong Outlet

### 300 Series

#### 30" Over-the-Range Microwave

- Stainless Steel Colored Vent Grid
- 1.6 cu.ft. Large Oven Capacity
- Large 13 ½" Glass Turntable
- Three-Speed Vent with up to 300 CFM Power
- Two Surface Lights for Bright Cooktop Illumination



HMV3053U

[HMV3053U](#)

**Stainless Steel**

**\$820**



## OVER-THE-RANGE MICROWAVE/BUILT-IN MICROWAVE

*This price list supersedes all previous price lists. Prices listed herein do not include applicable state or local taxes.*

Model Number	Description	PRICE
--------------	-------------	-------

### Benchmark Series

#### 30" Over-the-Range Convection Microwave

- |   |  |   |
|---|--|---|
| <ul style="list-style-type: none"> <li>• Easy-Clean Stainless Steel Vent Cover</li> <li>• 1.8 cu.ft. Large Oven Capacity</li> <li>• Large 14 3/16" Glass Turntable</li> </ul> | <ul style="list-style-type: none"> <li>• 8 Sensor Programs</li> <li>• Four-Speed Vent with up to 385 CFM Power</li> <li>• Two 30 W LED Lights for Bright Cooktop Illumination</li> </ul> | <ul style="list-style-type: none"> <li>• Convection Cooking</li> <li>• Full Stainless Steel Cavity</li> <li>• Heavy-Duty Mesh Ventilation Filter</li> <li>• Triple Distribution System</li> </ul> |
|---|--|---|



HMVP053U

<b><u>HMVP053U</u></b>	<b>Stainless Steel</b>	<b>\$1,370</b>
------------------------	------------------------	----------------

### 800 Series

#### 27" and 30" Built-In Microwave Touch Control with Drop Down Door

- |   |   |  |
|---|---|--|
| <ul style="list-style-type: none"> <li>• LCD Display and LED Light</li> <li>• 1.6 cu.ft. Overall Capacity</li> <li>• 14 1/8" Glass Turntable</li> </ul> | <ul style="list-style-type: none"> <li>• Microwave Power: 950 W</li> <li>• 10 Power Levels</li> <li>• Sensor Cooking</li> </ul> | <ul style="list-style-type: none"> <li>• Sensor Reheat</li> <li>• No Trim Kit Required</li> <li>• Plugs into a Standard 120 V, 3-Prong Outlet</li> </ul> |
|---|---|--|



HMB57152UC

<b><u>HMB57152UC</u></b>	<b>27" Microwave, Stainless Steel</b>	<b>\$2,181</b>
--------------------------	---------------------------------------	----------------



HMB50152UC

<b><u>HMB50152UC</u></b>	<b>30" Microwave, Stainless Steel</b>	<b>\$2,181</b>
--------------------------	---------------------------------------	----------------



# OVENS



*This price list supersedes all previous price lists. Prices listed herein do not include applicable state or local taxes.*

Model Number	Description	PRICE
--------------	-------------	-------

**All Bosch 800 Series Built-In Ovens Include the Following Features:**

- QuietClose® Door
- A Full-Extension Telescopic Rack
- Designed to Be Installed Flush with Your Cabinetry
- Compatible with Most Existing Cut-Outs
- 11 Oven Modes
- Custom Cooking Modes: Pizza, Pie, Warm and Proof
- Genuine European Convection
- Temperature Conversion for Convection Cooking
- Touch Control with SteelTouch™ Buttons Makes Operating the Oven Easier
- Temperature Probe Takes Guesswork Out of Cooking
- Fast Preheat™ Reduces Preheat Time
- 2, 3, and 4-Hour Self-Clean Cycles
- Two Oven Lights
- Timer with Cook Time and Delay Start Function
- Extra Large Door Window for Easy Monitoring of Cooking Process
- Star-K Certified 100°–450°F
- Large Capacity at 4.6 cu.ft.
- Recessed 12-Pass Broil Element for Increases Capacity and Performance

**800 Series**

**30" Single Wall Ovens**

- Home Connect™ Features. Remotely Monitor and Control the Wall Oven with Wi-Fi Connectivity



HBL8453UC



HBL8443UC



<a href="#"><u>HBL8453UC</u></a>	<b>30" Single Wall Oven, Stainless Steel</b>	<b>\$4,623</b>
<a href="#"><u>HBL8443UC</u></a>	<b>30" Single Wall Oven, Black Stainless Steel</b>	<b>\$4,919</b>

**30" Single Wall Oven**

- The Bosch Wall Oven Combines Your Favorite Tools into One Appliance. It's an Air Fryer, Convection Oven, Roaster, Dough Proofer and More
- Air Fry Mode Quickly Cooks Foods to Crisp Perfection without Added Oil
- Home Connect® Features. Remotely Monitor and Control the Wall Oven with Wi-Fi Connectivity



HBL8454UC



<a href="#"><u>HBL8454UC</u></a>	<b>30" Single Wall Oven, Stainless Steel with Air Fry</b>	<b>\$4,698</b>
----------------------------------	---	----------------





*This price list supersedes all previous price lists. Prices listed herein do not include applicable state or local taxes.*

Model Number	Description	PRICE
--------------	-------------	-------

**All Bosch Benchmark Series Built-In Ovens Include the Following Features:**

- QuietClose® Door Dampened Hinges Softly and Quietly Guide the QuietClose® Door Shut
- The Color TFT Control Panel with SteelTouch™ Buttons Is Easy to Use
- A Full-Extension Telescopic Rack Offers Safe Access to the Oven Cavity
- Designed to Be Installed Flush with Your Cabinetry
- Compatible with Most Existing Cut-Outs
- 13 Specialized Cooking Modes – Gourmet Cooking Made Easy
- Custom Cooking Programs: No-Preheat Frozen Food Mode, Pizza, Pie, Warm and Proof
- Genuine European Convection
- Temperature Conversion for Convection Cooking
- Fast Preheat™ Reduces Preheat Time
- 2, 3, and 4-Hour Self-Clean Cycles
- EcoChef Mode – Remaining Heat in Cavity Finishes Cooking Process
- AutoProbe Takes the Guesswork Out of Cooking
- Two Halogen Lights Provide Superior Cavity Illumination
- Timer with Cook Time and Delay Start Function
- Extra Large Door Window for Easy Monitoring of Cooking Process
- Star-K Certified 100°–450°F
- Two Separate Time Intervals Can Be Programmed
- Large Capacity at 4.6 cu.ft.

**Benchmark Series**

**30" Single Wall Oven SideOpening Door**

- SideOpening Door Offers Better Ergonomic Access to the Oven Cavity
- Recessed 12-Pass Broil Element for Increased Capacity and Performance



HBLP451RUC



HBLP451LUC



HBLP451UC

<a href="#"><u>HBLP451RUC</u></a>	<b>30" Stainless Steel, Right SideOpening Door</b>	<b>\$5,168</b>
<a href="#"><u>HBLP451LUC</u></a>	<b>30" Stainless Steel, Left SideOpening Door</b>	<b>\$5,168</b>
<a href="#"><u>HBLP451UC</u></a>	<b>30" Stainless Steel</b>	<b>\$4,746</b>

**30" Single Wall Oven**

- The Bosch Wall Oven Combines Your Favorite Tools into One Appliance. It's an Air Fryer, Convection Oven, Roaster, Dough Proofer and More
- Air Fry Mode Quickly Cooks Foods to Crisp Perfection without Added Oil



HBLP454UC

<a href="#"><u>HBLP454UC</u></a>	<b>30" Single Wall Oven, Stainless Steel with Air Fry</b>	<b>\$4,886</b>
----------------------------------	---	----------------

## WARMING DRAWERS/ACCESSORIES

*This price list supersedes all previous price lists. Prices listed herein do not include applicable state or local taxes.*

Model Number	Description	PRICE
--------------	-------------	-------

### 500 Series

#### 30" Warming Drawers

- |   |  |   |
|---|--|---|
| <ul style="list-style-type: none"> <li>• Keeps Meals Hot and Is Designed to Match the Perfectly Flush Fit of a Bosch Wall, Speed or Steam Oven</li> <li>• 3 Settings to Keep Meals Hot and Ready to Serve</li> <li>• Installs Vertically under Bosch Speed, Steam or Wall Oven</li> </ul> | <ul style="list-style-type: none"> <li>• Matches Bosch Built-In Products</li> <li>• Install Either Flush or Proud</li> <li>• 450 W Heating Element Concealed Below Drawer</li> <li>• Special Dough Proofing Mode</li> <li>• Sturdy Ball Bearing Telescopic Rails for Smooth Opening</li> </ul> | <ul style="list-style-type: none"> <li>• Star-K Certified</li> <li>• 1 Hour Automatic Shut Off Function with Adjustable Timer</li> <li>• 2.2 cu.ft. Large Cavity (1.9 cu.ft. for 27")</li> <li>• Lower Side Walls Allow Easy Loading and Unloading of Drawer</li> </ul> |
|---|--|---|



HWD5051UC

**HWD5051UC**

**30" Stainless Steel**

**\$2,264**



# COOKTOPS



*This price list supersedes all previous price lists. Prices listed herein do not include applicable state or local taxes.*

Model Number	Description	PRICE
--------------	-------------	-------

**All Bosch Electric Cooktops Include the Following Features:**

- Simple and Sleek, Modern European Design
- Ceramic Glass Top Is Easy to Clean
- Dual Ring Heating Element for Multiple Pan Sizes
- Heat Indicator for Each Element

**800 Series**

**30" Cooktop with or without Stainless Steel Frame**

- PreciseSelect®
- Front and Back Stainless Steel Frame
- Bridge Element
- Dual Element
- SpeedBoost®
- Clean Lock
- 2-Level Heat Indicator
- ChildLock
- Built-In Timers for Each Element: Doubles as General-Purpose Kitchen Timer
- Power/Amps: 240, 60 Hz/ 40 A



NET8069SUC

LR: 7" @ 1,800 W (400 W Bridge)	C: 9"/6" @ 3,600 W/1,400 W (SpeedBoost®)	
LF: 7" @ 1,800 W		RF: 6" @ 1,200 W

**NET8069SUC**

**30" Electric, Black, Stainless Steel Frame**

**\$2,558**



*This price list supersedes all previous price lists. Prices listed herein do not include applicable state or local taxes.*

Model Number	Description	PRICE
--------------	-------------	-------

**All Bosch Gas Cooktops Include the Following Features:**

- Front-Center Controls
- High Efficiency Gas Burners
- Continuous Cast Iron Grates
- Thermocouple Flame Monitor Control
- LP Kit Included

**500 Series**

**24" Gas Cooktop**

- 4 Burners
- 10.3K BTU Max
- Stainless-Look Metal Knobs
- One-Piece Stainless Steel Maintop Design
- Ideal for Kitchens with a Smaller Footprint
- Durable Laser Etched Graphics




NGM5458UC

LR: 6,000 BTU	RR: 10,300 BTU
LF: 6,000 BTU	RF: 3,4000 BTU

**NGM5458UC      24" Gas Cooktop, 4 Burners, Stainless Steel      \$1,482**

**30" Gas Cooktop**

- 5 Burners
- 16K BTU Max
- OptiSim® Burner
- Stainless-Look Metal Knobs
- One-Piece Stainless Steel Maintop Design
- LED "On" Indicator Light
- New Low Profile Cooking Surface
- Durable Laser Etched Graphics
- Sealed Burners for Easier Cleanup




NGM5058UC

LR: 6,000 BTU	C: 16,000 BTU	RR:10,300 BTU
LF: 3,400 BTU		RF: 6,000 BTU

**NGM5058UC      30" Gas Cooktop, 5 Burners, Stainless Steel      \$1,630**

**36" Gas Cooktop**

- 5 Burners
- 16K BTU Max
- OptiSim® Burner
- Stainless-Look Metal Knobs
- One-Piece Stainless Steel Maintop Design
- LED "On" Indicator Light
- New Low Profile Cooking Surface
- Durable Laser Etched Graphics
- Sealed Burners for Easier Cleanup



NGM5658UC

LR: 6,000 BTU	C: 16,000 BTU	RR:10,300 BTU
LF: 3,400 BTU		RF: 6,000 BTU

**NEW NGM5658UC      36" Gas Cooktop, 5 Burners, Stainless Steel      \$1,854**

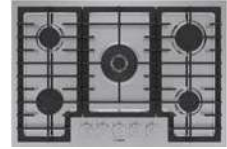
*This price list supersedes all previous price lists. Prices listed herein do not include applicable state or local taxes.*

Model Number	Description	PRICE
--------------	-------------	-------

**800 Series**

**30" Gas Cooktop**

- 5 Burners
- FlameSelect® (9 Power Levels)
- 17K BTU Max
- Dual Ring Power Burner
- OptiSim® Burner
- LED Light Line Knob Illumination
- Dishwasher-Safe Grates
- Residual Heat Indication



NGM8058UC



LR: 6,000 BTU	C: 17,000 BTU	RR: 10,300 BTU
LF: 3,400 BTU		RF: 6,000 BTU

**NGM8058UC 30" Gas Cooktop, 5 Burners, Stainless Steel \$2,298**

**36" Gas Cooktop**

- 5 Burners
- FlameSelect® (9 Power Levels)
- 17K BTU Max
- Dual Ring Power Burner
- OptiSim® Burner
- LED Light Line Knob Illumination
- Dishwasher-Safe Grates
- Residual Heat Indication



NGM8658UC



LR: 6,000 BTU	C: 17,000 BTU	RR: 10,300 BTU
LF: 3,400 BTU		RF: 6,000 BTU

**NEW NGM8658UC 36" Gas Cooktop, 5 Burners, Stainless Steel \$2,519**

**NEW NGM8648UC 36" Gas Cooktop, 5 Burners, Black Stainless Knobs \$2,371**



NGM8648UC



*This price list supersedes all previous price lists. Prices listed herein do not include applicable state or local taxes.*

Model Number	Description	PRICE
--------------	-------------	-------

**All Bosch Benchmark Series Gas Cooktops Include the Following Features:**


- 5 Burners
- Stainless Steel Appearance Knobs
- LP Kit Included
- FlameSelect® (9 Power Levels)
- Up-Front Centralized Controls
- See All Pan Accessories on Page 8-10.–8-11
- OptiSim® Burner
- Continuous Cast Iron Grates
- Bosch Exclusive Dual Ring Power Burner
- Dishwasher-safe Grates

**Benchmark Series**

**30" Gas Cooktop**

- 18K BTU Max
- LED Power Level/Residual Heat Indication Display
- Black Glass Control Panel

LR: 6,000 BTU	C: 18,050 BTU	RR: 10,300 BTU
LF: 3,400 BTU		RF: 12,000 BTU



NGMP058UC



**NGMP058UC**

**30" Gas Cooktop, 5 Burners, Stainless Steel**

**\$2,677**

**36" Gas Cooktop**

- 18K BTU Max
- LED Power Level/Residual Heat Indication Display
- Black Glass Control Panel

LR: 6,000 BTU	C: 18,050 BTU	RR: 10,300 BTU
LF: 3,400 BTU		RF: 12,000 BTU



NGMP658UC



**NEW NGMP658UC**

**36" Gas Cooktop, 5 Burners, Stainless Steel**

**\$2,818**



# BOSCH LISTA DE PRECIOS 2023

## TÉRMINOS Y CONDICIONES

- Por ser nuestra línea de productos de importación, las listas de precios se manejan en dólares americanos y los artículos se liquidan en dólares americanos o pesos mexicanos al tipo de cambio que HOMEA éste manejando el día de pago esto para evitar que paguen al tipo de cambio que maneje el banco o diario oficial. Los precios no incluyen IVA.
  - El flete en todos los casos es por cobrar, con excepción de las ciudades de Monterrey, México, Guadalajara y sus zonas metropolitanas; siempre y cuando la orden de compra sea de un mínimo de **\$500.00 USD + IVA**.
  - No nos hacemos responsables por los riesgos del transporte, por lo que es necesario inspeccionar perfectamente la mercancía recibida, y en caso de ser necesaria, efectuar la reclamación con anotación en la guía y fotografías del daño. Solo en caso de que la mercancía recibida sea mayor a 10 piezas se otorgará un plazo de 48 horas para su reclamación.
- 
- Una vez que se haya recibido la confirmación de sus pedidos por escrito, no se aceptan cambios o cancelaciones.
  - Para órdenes de producto especiales o material SKU será necesario un anticipo del 50%.

## DEVOLUCIONES

- Toda la devolución debe tener una autorización previa por escrito por parte de HOMEA
- Únicamente se aceptan devoluciones de productos que manejamos para entrega inmediata.
- Es necesario que el producto a devolver se encuentre en perfecto estado así como su empaque, es decir, en condiciones de venderse como producto nuevo.
- Toda devolución causará un 20% de cargo.
- Toda devolución debe ser hecha con flete pagado por quien lo envía y asumir el riesgo de envío; si el producto presenta algún daño, no se aceptará y por consiguiente no se emitirá ninguna nota de crédito.
- Nos reservamos el derecho de aceptar o no una devolución.
- No se aceptan devoluciones después de 30 días de haber recibido el material.
- No se aceptan devoluciones de productos que no son SKU.



**H**OMEA  
PREMIUM

**H O M E A**

**[www.homea.mx](http://www.homea.mx)**

**Email: [ventas@homea.mx](mailto:ventas@homea.mx)**

**Whatsapp: (442)258.0251**

**Tel: (442)216.3552**

**Lada sin Costo: 01(800)701.2121**