

THE PUREST AIR EXPERIENCE.

 **FABER**
FRANKE'S AIR EXPERT

COLLECTION 2023

HOMEA
PREMIUM

HOMEA
www.homea.mx
Email: ventas@homea.mx
Whatsapp: (442)258.0251
Tel: (442)216.3552
Lada sin Costo: 01(800)701.2121





FRANKE'S AIR EXPERT.

At Faber, we are proud of our significant heritage.

We invented the first hood in 1955.

Since 1958, we have been offering hoods and air treatment solutions that meet consumer's needs and respect the environment.

Since 2005, we have been the **Air Expert of the Franke Group**, which for over 100 years stands for high quality, innovative engineering and exceptional design. Its recipe for success: building on traditions while creating new things. Together, we have grown successfully over all these years.

In 2021, Franke and Faber brands both became part of **Franke Home Solutions division**, a logical step to expand the Group's presence in the kitchen and conquer new territories together. By joining forces, we are making even better use of our know-how, experience and complementary skills.

We are now taking the opportunity to proudly announce our competence in air treatment and our expert position within the Franke Group.

It's the right moment to take this step forward, as this new endorsement, **Franke's Air Expert**, will enrich Faber and Franke with additional values. That's why, thanks to our leading expertise in air treatment, we are **Franke's Air Expert**.

IMPROVING AIR QUALITY SINCE 1955.

At Faber, we are proud of our significant heritage.

Air is part of our origin and we have a unique expertise in our sector. Over the years we've molded air into a thousand forms, using steel, plexiglass, glass and wood. We've turned the kitchen hood into an object of design. We've given it smart functions: light fittings, air conditioner and filters. In brief, we have connected it to the future.

We understand how the world is changing and we keep innovating to make tomorrow's air even purer.

We are proud to be part of the **Franke Group as its Air Expert.**

1955

Faber Plast is founded.



1958

The first Plexiglass hood.



1986

NOVA
The first chimney hood.



1995

AXIA
The first T Shape hood.



1999

M@STER
The first smart hood.



2004

MATRIX
The first hood that hangs like a picture.



2008

KLIMA
The first air conditioning hood.



2010

F-LIGHT GENERATION
The first chandelier hood.



2016

TALIKA
The first totally vertical hood.



2018

GLOW
With Airplane Technology.



2019

GALILEO
The first hob extractor in A+++



2020

K-AIR
The first touch screen connected hood with air quality sensor.



2021

AIR HUB
Faber enters the world of purification.



2022

AIR HUB PORTABLE
The first Faber hygieniser with exclusive 4x4 technology.

TABLE OF CONTENTS

PRO & UNDER CABINET

NEW BREVA PRO	34
NEW TIVANO	42
CAMINO PRO	48
LEVANTE II	52
LEVANTE G	56
LEVANTE E	57

ISLAND & CEILING

STRATUS ISOLA	88
HIGH-LIGHT	92
DAMA ISOLA	96

WALL

NEW STILO GLASS	60
STILO	66
DIAMANTE	68
NEW DAMA	70
NOVA PRO	74
NEW CLASSICA PLUS	78
TENDER	82
TRATTO	83

INSERT

INCA SD	100
INCA HC	103
INCA PRO PLUS	104
NEW INCA PRO 18	108
INCA IN-LIGHT	114
NEW INCA LUX PLUS	118
NEW INCA LUX	123
INCA SMART SS	124
INCA SMART GR	125

INTEGRATED

FLEXA	128
CRISTAL	131

DOWN DRAFT


SCIROCCO LUX	134
SCIROCCO PLUS	135

ICONIC


ZOOM	138
CHLOE	142
CYLINDRA	144
CYLINDRA ISOLA	145



ADVANCED TECHNOLOGY FOR REAL LIFE BENEFITS.



FABER CLOUD
The exclusive Faber Cloud app can be used to monitor the air quality in your kitchen by adjusting the settings of your hood at any time, even from any mobile device.



ENERGY MOTOR
The energy-efficient Energy Motor allows for longer duct runs, improving performance, reducing noise and giving you greater installation options.



VARI-DUCT
For increased installation options and better energy efficiency, Vari-Duct allows air to be vented via the top or back of a hood.



SELF-START
A special sensor switches the hood on as soon as air temperature reaches 130°F. A smart sensor activates your hood automatically whenever needed.



SOUND PRO
Reducing turbulence and swirls in the internal airflow, the new blowers technology succeeds in both limiting noise and improving the sound quality of the hood.




TUNABLE WHITE
Choose and vary the color temperature of the light, from warmer (tending to yellow) to colder (tending to white).



24 HOUR
Keeping kitchens fresh and odor free around the clock, the 24 Hour feature automatically turns the hood on for 10 minutes every hour.



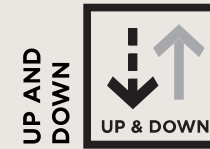
PERIMETER ASPIRATION
By drawing air through a narrowed channel, Perimeter Aspiration increases suction and reduces noise without increasing energy consumption.



REMOTE BLOWER
Allows for higher performance levels, improves efficiency and reduces air noise.



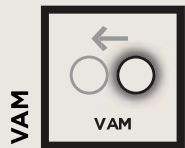
DELAY
Automatic shutdown delay: postpones the motor shutdown to eliminate residual odors completely.




UP AND DOWN
Combining the function of a hood with a light fitting. The hood descends towards the cooktop to optimize suction and then rises back to the ceiling once cooking odors have been extracted.



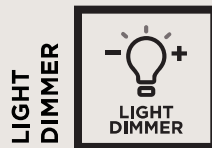
EASY CUBE
For faster, hassle-free fitting, Easy Cube makes installing and levelling hoods so much simpler.




VAM
VAM (Variable Air Management System) features enable you to permanently set extraction speeds in line with local building codes.



LED LIGHT
More durable, brighter and energy-efficient, cool to touch LED Lights offer exceptional performance compared to standard bulbs.



LIGHT DIMMER
Dimmable light: at the touch of a button the light is dimmed down and can be left on for extended time with minimal energy consumption.



PRO MOTOR
Helping increase airflow through the hood, our Pro Motor delivers more powerful extraction to take care of even the strongest cooking odors.



EASY SNAP
The exclusive Easy Snap clip system is designed for an effortless installation of cabinet mounted hoods.



SEAMLESS CHIMNEY
The single-piece Seamless Chimney is easier to install, easier to clean and offers a more refined look.



TAKE CARE OF THE AIR YOU BREATHE

At Faber, we use air technology to improve people's well-being and quality of life. Living with a Faber hood means feeling protected in your home and natural environment through improved air quality.

SELF START

A special sensor switches the hood on as soon as the air temperature reaches 130°F. Faber loves to make cooking easier and more enjoyable!

24-HOUR

Keeping kitchens fresh and odor free around the clock, the 24-hour feature automatically turns the hood on for 10 minutes every hour.

FILTER ALARM

The filter saturation alarm takes out the guesswork and will warn you when it is time to clean the grease filters or replace charcoal filters.



SELF-START



HOUR 24



FILTER
ALARM



HIGH FILTERING
 Faber range hoods are capable of removing up to 95% of cooking odors.

AIR QUALITY UNDER CONTROL

AND THE HOOD STARTS ITSELF AUTOMATICALLY

Wellness starts with us and the choices we make to live our best lives. Breathing pure air inside our home is essential to living well. Faber range hoods eliminate cooking pollutants for safe, clean air in your kitchen.

Models with SELF START technology



NEW BREVA PRO



CAMINO PRO

Models with 24 HOUR technology



NEW BREVA PRO



NEW INCA LUX PLUS



NEW STILO GLASS



ZOOM

Models with ALARM FILTER technology



NEW BREVA PRO



NEW INCA LUX PLUS



NEW STILO GLASS



CYLINDRA



STRATUS ISOLA



HIGH-LIGHT



CHLOE



THE FIRST COMFORT IS SILENCE



As kitchens become places for meeting and sharing moments at home, hoods increasingly need to combine high performances with silent motors. Following in-depth studies and extensive research, Faber was able to develop a solution: Sound Pro.

SOUND PRO

Faber's new Sound Pro blowers reduce turbulence and swirls in the internal airflow, the new blower technology succeeds in both limiting noise and improving the sound quality of the hood.



- Fluid Dynamic Optimization
- Noise Reduction
- Limits Noise Threshold



HUSH, IT'S COOKING TIME!



FLUID DYNAMIC OPTIMIZATION

Thanks to an innovative design, the new blower significantly reduces turbulence and vortex of the internal airflow.

NOISE REDUCTION AND SOUND QUALITY OPTIMIZATION

At maximum power, the new technology limits the noise threshold of the hood up to -6db*, but it doesn't stop there. It also optimizes the sound produced, reducing the disturbance caused by high frequencies.

Now available in these Faber models.



NEW STILO GLASS



NEW DAMA



NEW INCA LUX PLUS



NEW INCA LUX

*Data varies depending on the model in which the blower is installed.



FREE HANDS IN THE KITCHEN




The beauty of cooking is also that you can express yourself freely, without distractions. When you have a Faber range hood with Faber Cloud technology, you can manage the hood remotely with simple and intuitive functions.

ALWAYS CONNECTED

Faber has created an intelligent connection between a smart device and a Faber range hood, through an integrated system that works with WiFi. A simple gesture is all it takes to control the hood from anywhere in the home. At the same time, the perfect operation of the hood can be controlled to extract cooking vapors and odors.



Faber Cloud seamlessly connects the Wi-Fi enabled Faber range hoods to any Android or iOS smart device so you can control your kitchen's environment from anywhere.



- Adjust light setting
- Change fan speed
- Activate boost mode
- Set 24-hour mode
- Check filter life status
- Operate auto-off timer

Pair Brevia Pro with Amazon Alexa, Google Home, or Siri to use voice commands to turn the hood on and off, adjust blower speed and set the auto-timer.

Now available in these Faber models.



NEW STILO GLASS



NEW INCA LUX PLUS



NEW BREVIA PRO

THE IDEAL SOLUTION FOR YOUR **HOME**



**PERIMETER ASPIRATION:
EXCLUSIVE TO FABER
TECHNOLOGY, CREATING
PURER AIR WITH MORE
EFFICIENT EXTRACTION.**



**FABER HOODS HAVE A LOWER
ENVIRONMENTAL IMPACT
WITH LED LIGHTING AND
ENERGY-EFFICIENT
CONSUMPTION OF THE MOTOR.**



**THANKS TO THE FABER
CLOUD, YOU CAN MANAGE
YOUR HOOD ON ANY
MOBILE DEVICE.
(AVAILABLE ON STILO GLASS, INCA
LUX PLUS, BREVA 11, BREVA 18)**




**HOODS EQUIPPED WITH THE
SMARTEST FEATURES, TIMERS,
REMOTE CONTROLS AND
CONNECTION TO THE HOME.**




THE MOST EFFECTIVE **EXTRACTION** TECHNOLOGY

SUPERIOR EXTRACTION

The PRO blower technology makes as little noise as possible even at maximum power. With 10% more extraction even the most persistent cooking vapors and smells are eliminated in just a few minutes.



VARIABLE AIR **MANAGEMENT SYSTEM**



Adjusting CFMs to meet local building codes is easy with the Variable Air Management (VAM) feature on certain Faber models.

Our exclusive VAM technology allows you to adjust your hood to the most common CFM levels: 295, 395 or 600 class performance. VAM aids in helping the installer set the speed permanently to a lower CFM based on local make up air codes.





PRO & UNDER CABINET HOODS

NEW	BREVA PRO	34
NEW	TIVANO	42
	CAMINO PRO	48
	LEVANTE II	52
	LEVANTE G	56
	LEVANTE E	57





SUPERIOR EXTRACTION
The PRO blower technology makes as little noise as possible even at maximum power. With 10% more extraction it makes your kitchen a more comfortable environment.

MORE POWER LESS NOISE

NEW
PRO & UNDER CABINET

The Brevia Pro's attention to detail makes it both aesthetically pleasing and capable of top-level performance in filtering out cooking particles, for improved air quality in your kitchen.



STAINLESS STEEL PRO BAFFLES
The Pro Baffle filter system traps grease while the exhaust fans eliminate odors, smoke and cooking pollutants.



INTENSIVE SPEED

Activates maximum extraction power for six minutes to eliminate even the strongest cooking aromas and harmful by-products.



DELAY OFF

Automatically delays the shutdown of the blower to eliminate any residual odors completely.



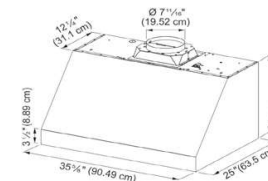
LIGHT DIMMER - 2 LEVELS

At the touch of a button, the light is dimmed down and can be left on for extended time with minimal energy for consumption.

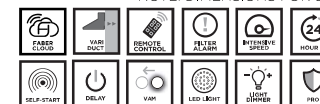


FRIENDLY USER INTERFACE
Control your hood's five speeds, lights with two dimmers, shut off timer and filter wash reminder.

The Breva Pro innovative design marries function and form to beautify and benefit every home by improving the environment in ways that can be both seen and felt.



NOTE: DIMENSIONS FOR 36"



NEW BREVA PRO 18

MODEL	FUN	SIZE/MATERIAL	MOTOR CLASS
BREV308SS600	335.0668.703	30" Stainless Steel	PRO 295/395/600 Metal Impellers
BREV368SS600	335.0668.704	36" Stainless Steel	PRO 295/395/600 Metal Impellers
BREV488SS1200	335.0668.702	48" Stainless Steel	PRO 1200 Metal Impellers

FEATURES	PERFORMANCE	ACCESSORIES
----------	-------------	-------------

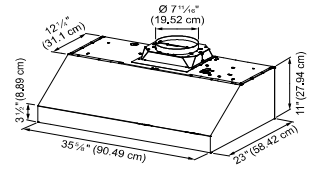
<p>Dimensions</p> <p>Ceiling Height See page 148</p> <p>Canopy Depth-Height 25" D x 18" H</p> <p>Ducting</p> <p>Type Ducted / Ductless with DUCTGR kit</p> <p>Duct Size Vari-Duct - 8" Round Top or Rear Vent. With 2nd blower, 10" Top or Rear Vent</p> <p>Lighting</p> <p>Type Energy-Efficient LED</p> <p># of Bulbs 2 Lights - 1 Watt - 3 Level on 30" 3 Lights - 1 Watt - 3 Level on 36" 4 Lights - 1 Watt - 3 Level on 48"</p> <p>Grease Filters</p> <p>Filter Type Pro Stainless Steel Baffle</p> <p>Filter Wash Reminder Yes</p> <p>Dishwasher Safe Yes</p> <p>Dishwasher Safe Grease Rail Yes</p>	<p>Motor</p> <p>No. of Fan Speeds 5</p> <p>Motor Class PRO 295 / 395 / 600 Metal Impellers PRO 1200 Metal Impellers for 48"</p> <p>Variable Air Management 295, 395, 600 CFM</p> <p>Display</p> <p>Controls Digital LED</p> <p>Heat Sensor Yes</p> <p>Delay Shut-off 30 Minutes</p> <p>Intensive Speed 2 Levels x 6 Minutes</p> <p>Other</p> <p>ADA Compliant With Remote Control</p> <p>APP or Voice Controlled Faber Cloud App, Apple Siri, Google Home or Amazon Alexa compatible voice control</p> <p>Remote Control Purchase Separately</p> <p>Power Cord Included Yes</p> <p>24 Hour Anti Pollution Mode Yes</p>	<p>TELEPRO30 Telescopic Chimney Kit 30"</p> <p>TELEPRO36 Telescopic Chimney Kit 36"</p> <p>TELEPRO48 Telescopic Chimney Kit 48"</p> <p>FILTER6 Charcoal Filter</p> <p>BACK30 Backsplash 30"</p> <p>BACK36 Backsplash 36"</p> <p>BACK48 Backsplash 48"</p> <p>WIREBOX2 Fixed Wire Box</p> <p>DUCTGRT304 Ductless Vent Grate Recirc. Kit 30" (Adds 4" Height)</p> <p>DUCTGRT364 Ductless Vent Grate Recirc. Kit 36" (Adds 4" Height)</p> <p>IB600PR 1200 CFM Pro Motor (For BREV368SS600 - Adds a Second Blower)</p> <p>REMORIG Remote Control</p> <p>MUDAMPER8 8" Make-up Air Kit</p> <p>MUDAMPER10 10" Make-up Air Kit (Use with IB600PR)</p>
--	---	---



VARIABLE AIR MANAGEMENT

For increased installation options and energy efficiency, Vari-Duct allows air to be vented to the top or back of the hood.

The Brevia Pro innovative design marries function and form to beautify and benefit every home by improving the environment in ways that can be both seen and felt.



NOTE: DIMENSIONS FOR 36"



NEW BREVA PRO 11

MODEL	FUN	SIZE/MATERIAL	MOTOR CLASS
BREV30ISS600	300.0668.705	30" Stainless Steel	PRO 295/395/600 Metal Impellers
BREV36ISS600	300.0668.707	36" Stainless Steel	PRO 295/395/600 Metal Impellers

FEATURES PERFORMANCE ACCESSORIES

<p>Dimensions</p> <p>Ceiling Height See page 148</p> <p>Canopy Depth-Height 23" D x 11" H</p> <p>Ducting</p> <p>Type Ducted / Ductless with DUCTGR Kit</p> <p>Duct Size Vari-Duct - 8" Round Top or Rear Vent</p> <p>Lighting</p> <p>Type Energy-Efficient LED</p> <p># of Bulbs 2 Lights - 1 Watt - 3 Level on 30" 3 Lights - 1 Watt - 3 Level on 36"</p> <p>Grease Filters</p> <p>Filter Type Pro Stainless Steel Baffle</p> <p>Filter Wash Reminder Yes</p> <p>Dishwasher Safe Yes</p> <p>Dishwasher Safe Grease Rail Yes</p>	<p>Motor</p> <p>No. of Fan Speeds 5</p> <p>Motor Class PRO 295 / 395 / 600 Metal Impellers</p> <p>Variable Air Management 295, 395, 600 CFM</p> <p>Display</p> <p>Controls Digital LED</p> <p>Heat Sensor Yes</p> <p>Delay Shut-off 30 Minutes</p> <p>Intensive Speed 2 Levels x 6 Minutes</p> <p>Other</p> <p>ADA Compliant With Remote Control, Voice activated smart speaker or Faber Cloud App</p> <p>APP or Voice Controlled Faber Cloud App, Apple Siri, Google Home or Amazon Alexa compatible voice control</p> <p>Remote Control Purchase Separately</p> <p>Power Cord Included Yes</p> <p>24 Hour Anti-Pollution Mode Yes</p>	<p>TELEPRO30 Telescopic Chimney Kit 30"</p> <p>TELEPRO36 Telescopic Chimney Kit 36"</p> <p>FILTER6 Charcoal Filter</p> <p>BACK30 Backsplash 30"</p> <p>BACK36 Backsplash 36"</p> <p>WIREBOX2 Fixed Wire Box</p> <p>DUCTGRT304 Ductless Vent Grate Recirc. Kit 30" (Adds 4" Height)</p> <p>DUCTGRT364 Ductless Vent Grate Recirc. Kit 36" (Adds 4" Height)</p> <p>REMORIG Remote Control</p> <p>MUDAMPER8 8" Make-up Air Kit</p>
--	--	---



TIVANO



LED LIGHT



STEEL MESH
FILTERS



REMOTE
CONTROL

LESS CONSUMPTION MORE EFFICIENCY

Tivano's powerful energy-efficient 395 CFM interior motor delivers quiet yet powerful smoke and odor removal. The multi-speed control allows precise adjustments to desired fan speed for optimal clean air performance.

LED LIGHTS

Adequate lighting is essential while cooking. The Tivano LED task lighting provides excellent visibility over the entire cooking area, with a considerable energy saving.

STAINLESS STEEL MESH FILTERS

The effective filter system in Tivano provides a large surface to capture both large and small cooking particles. Dishwasher safe.

REMOTE CONTROL

The optional wireless remote conveniently controls blower speed, lights and more. Controlling your hood is easier than ever. ADA compliant.



NEW

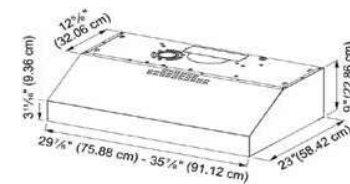


ENERGY
MOTOR

Efficient energy motor allows for longer duct runs, improved performance, reduced noise, and increased installation options.



Tivano hoods' minimalist design and high extraction capacity is complemented by their extraordinary usability and functionality.



NEW TIVANO



MODEL	FUN	SIZE/MATERIAL	MOTOR CLASS
TVNO30SS395	300.0668.709	30" Stainless Steel	395 CFM
TVNO36SS395	300.0668.708	36" Stainless Steel	395 CFM

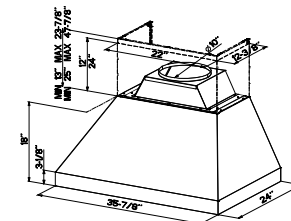
FEATURES	PERFORMANCE	ACCESSORIES
<p>Dimensions</p> <p>Canopy Depth-Height 23" D x 9" H</p> <p>Ducting</p> <p>Type Ducted/Ductless</p> <p>Duct Size Vari-Duct 7" round (top), 3 1/4" x 10" Rectangle (top/back)</p> <p>Lighting</p> <p>Type Energy-Efficient LED</p> <p># of Bulbs Two - 5 Watt - 1 Level</p> <p>Grease Filters</p> <p>Filter Type Stainless Steel Mesh</p> <p>Dishwasher Safe Yes</p>	<p>Motor</p> <p>No. of Fan Speeds 4</p> <p>Motor Class 395 CFM</p> <p>Energy-Efficient Motor Yes</p> <p>Display</p> <p>Controls Electronic with White LED</p> <p>Intensive Speed 10 Minutes</p> <p>Delay Shut-off 15 Minutes</p> <p>Other</p> <p>ADA Compliant With Remote Control</p> <p>Remote Control Purchase Separately</p> <p>Fixed Wiring Box Yes</p>	<p>FILTERS</p> <p>Charcoal Filter Kit</p> <p>REMORIG</p> <p>Wireless Remote Control</p>

BUILT-IN DUCTLESS RECIRCULATING VENTING
 Cooking pollutants from the air are being pushed through the hood and charcoal filter to trap particles before returning back to the kitchen.





Camino Pro is a range hood that looks beyond your kitchen walls, opening up new horizons in design and redefining life in the home. This industrial-designed hood packs the performance needed. The PRO motor and stainless baffle filters deliver a powerful extraction system to make the air cleaner.



NOTE: DIMENSIONS FOR 36"

CAMINO PRO



MODEL	FUN	SIZE/MATERIAL	MOTOR CLASS
CAPR36SS600	335.0564.582	36" Stainless Steel	600 CFM PRO
CAPR36SS1200	335.0564.581	36" Stainless Steel	1200 CFM PRO
CAPR48SS1200	335.0564.570	48" Stainless Steel	1200 CFM PRO

CHOOSE YOUR DUCT COVER

CHIM2224	36" Camino Chimney 8' - 9' Ceiling
CHIM2248	36" Camino Chimney 9' - 11' Ceiling
CHIM3424	48" Camino Chimney 8' - 9' Ceiling
CHIM3448	48" Camino Chimney 9' - 11' Ceiling

FEATURES	PERFORMANCE	ACCESSORIES
<p>Dimensions</p> <p>Canopy Depth-Height 24" D x 18" H</p> <p>Ducting</p> <p>Type Ducted/Recirculating with FILTER/FILTERILL2</p> <p>Duct Size 600 CFM Vari-Duct - 6" Round Top or Rear Vent</p> <p>Duct Size 1200 CFM Top Two - 6" Round or One - 10" Round</p> <p>Lighting</p> <p>Type Energy-Efficient LED</p> <p># of Bulbs - 36" Two - 5 Watt - 2 Level</p> <p># of Bulbs - 48" Four - 5 Watt - 2 Level</p> <p>Light Dimmer Yes</p> <p>Grease Filters</p> <p>Filter Type Pro Stainless Steel Baffle</p> <p>Dishwasher Safe Yes</p>	<p>Motor</p> <p>No. of Fan Speeds 4</p> <p>Motor Class PRO 600/1200 Metal Impellers</p> <p>Self Start Heat Sensor Yes</p> <p>Display</p> <p>Controls Electronic Rainbow Knob</p> <p>Intensive Speed 10 Minutes</p> <p>Delay Shut-off 10 Minutes</p> <p>Other</p> <p>ADA Compliant No</p> <p>Fixed Wiring Box Yes</p>	<p>CFMRED</p> <p>CFM Reducer Kit 300 CFM</p> <p>CFMRED2</p> <p>CFM Reducer Kit 400 CFM</p> <p>MUDAMPER6</p> <p>6" Make-up Air Kit</p> <p>MUDAMPER8</p> <p>8" Make-up Air Kit</p> <p>MUDAMPER10</p> <p>10" Make-up Air Kit</p> <p>FILTER1</p> <p>Replacement Charcoal Filter Kit (2 x 1200 CFM)</p> <p>FILTERILL2</p> <p>Long Lasting Charcoal Filter Kit (2 x 1200 CFM)</p>



SELF-START
The intelligent sensor activates your hood automatically when the air temperature reaches 130°F.

LEVANTE



LEVANTE
TIMELESS,
COMFORTABLE,
VERSATILE

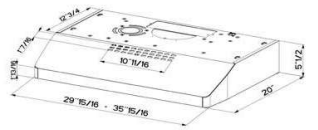
The simplicity that makes you love it and the ease of use that improves everyday life, with the certainty of constant and enduring reliability.



MULTI-SPEED MOTOR:
Levante's interior motor delivers quiet, powerful smoke and odor removal. Multi-speed control allows precise fan speed adjustment.



Levante II range hood satisfies all practical requirements while being remarkably effective in neutralizing fumes, vapors, and odors in the kitchen, making the environment even more comfortable.



LEVANTE II

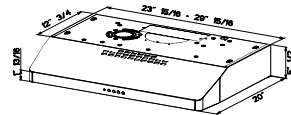


MODEL	FUN	SIZE/MATERIAL	MOTOR CLASS
LEVT30SS395	300.0669.604	30" Stainless Steel	395 CFM PRO
LEVT36SS395	300.0669.602	36" Stainless Steel	395 CFM PRO



GREEN INNOVATION
The energy efficient LED lights consume next to nothing and produce a pleasantly natural light that ensures pleasant visibility without altering colors.

FEATURES	PERFORMANCE	ACCESSORIES
<p>Dimensions</p> <p>Canopy Depth- 21" D x 5 1/2" H</p> <p>Ducting</p> <p>Type Ducted/Ductless</p> <p>Top Vent Vari-Duct - 7" Round, 3 1/4" x 10" Rectangle</p> <p>Rear Vent Vari-Duct 3 1/4" x 10" Rectangle</p> <p>Lighting</p> <p>Type Energy-Efficient LED</p> <p># of Bulbs Two - 5 Watt - 1 Level</p> <p>Grease Filters</p> <p>Filter Type Stainless Steel Mesh</p> <p>Dishwasher Safe Yes</p>	<p>Motor</p> <p>No. of Fan Speed 4</p> <p>Motor Class 395 CFM</p> <p>Energy-Efficient Motor Yes</p> <p>Display</p> <p>Controls Electronic with White LED</p> <p>Intensive Speed 10 Minutes</p> <p>Delay Shut-off 15 Minutes</p> <p>Other</p> <p>ADA Compliant With Remote Control</p> <p>Remote Control Purchase Separately</p> <p>Fixed Wiring Box Yes</p>	<p>FILTERS</p> <p>Charcoal Filter Kit</p> <p>REMORIG</p> <p>Wireless Remote Control</p>

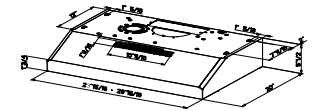


LEVANTE G



MODEL	FUN	SIZE/MATERIAL	MOTOR CLASS
LEVG24SS300	300.0622.854	24" Stainless Steel	300 CFM
LEVG30SS300	300.0622.855	30" Stainless Steel	300 CFM

FEATURES	PERFORMANCE	ACCESSORIES
Dimensions Canopy Depth-Height 21" D x 5 1/2" H Ducting Type Ducted/Ductless Top Vent Vari-Duct - 7" Round, 3 1/4" x 10" Rectangle Rear Vent Vari-Duct 3 1/4" x 10" Rectangle Lighting Type Halogen # of Bulbs Two - 35 Watt 1 Level Grease Filters Filter Type Mesh Dishwasher Safe Yes	Motor No. of Fan Speeds 4 Motor Class 300 Energy-Efficient Motor Yes Display Controls Electronic Push Button Intensive Speed 10 Minutes Other ADA Compliant No Fixed Wiring Box Yes	FILTER5 Charcoal Filter Kit



LEVANTE E



MODEL	FUN	SIZE/MATERIAL	MOTOR CLASS
LEVE24SS200	300.0669.597	24" Stainless Steel	200 CFM
LEVE24WH200	300.0669.600	24" White	200 CFM
LEVE30SS200	300.0669.599	30" Stainless Steel	200 CFM
LEVE30WH200	300.0669.598	30" White	200 CFM

FEATURES	PERFORMANCE	ACCESSORIES
Dimensions Canopy Depth-Height 21" D x 5 1/2" H Ducting Type Ducted/Ductless Top Vent Vari-Duct - 7" Round, 3 1/4" x 10" Rectangle Rear Vent Vari-Duct 3 1/4" x 10" Rectangle Lighting Type Incandescent # of Bulbs One - 40 Watt -1 Level Grease Filters Filter Type Mesh Charcoal Filter One Included Dishwasher Safe Yes	Motor No. of Fan Speeds 2 Motor Class 200 Energy-Efficient Motor Yes Display Controls Rocker Switch Other ADA Compliant With Separate Wall Switch Fixed Wiring Box Yes	FILTER8 Charcoal Filter Kit



WALL HOODS

NEW	STILO GLASS	60
	STILO	66
	DIAMANTE	68
NEW	DAMA	70
	NOVA PRO	74
NEW	CLASSICA PLUS	78
	TENDER	82
	TRATTO	83



STILO GLASS



NEW



The Stilo Glass has a backlit LED touch control for seamless operation of the range hood.

The Stilo Glass makes an impression with its modern black glass and stainless design, discreet touch control, and strong performance. Its 24 hour pollution control effectively captures cooking vapors, and to ensure all odors are eliminated, simply activate the delay shutdown function.



FABER CLOUD

Faber Cloud seamlessly connects the Wi-Fi enabled Stilo Glass to any Android or iOS smart device so you can control your kitchen's environment from anywhere.

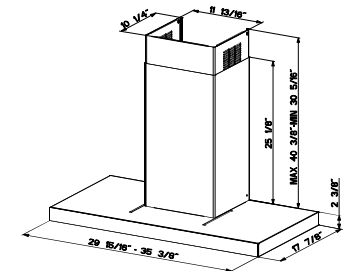


SOUND PRO

Reducing turbulence and swirls in the internal airflow, the new Sound Pro blowers technology succeeds in both limiting noise and improving the sound quality of the hood



SOUND PRO
Reducing turbulence and swirls in the internal airflow, the new Sound Pro blower technology succeeds in both limiting noise and improving the sound quality of the hood.



NEW STILO GLASS



MODEL	FUN	SIZE/MATERIAL	MOTOR CLASS
STGL30SSV	325.0678.082	30" Stainless Steel / glass front	295 / 395 / 600 CFM
STGL36SSV	325.0678.081	36" Stainless Steel / glass front	295 / 395 / 600 CFM

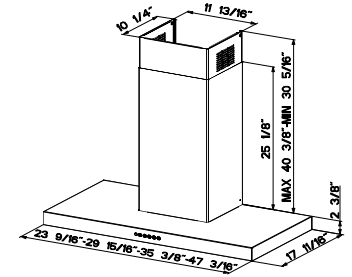
FEATURES	PERFORMANCE	ACCESSORIES (sold separately)
----------	-------------	-------------------------------

<p>Dimensions</p> <p>Ceiling Height See page 148</p> <p>Canopy Depth-Height 17 7/8" D x 2 3/4" H</p> <p>Ducting</p> <p>Type Ducted/ Ductless with DUCT4 Kit</p> <p>Duct Size Top 6" Round</p> <p>Lighting</p> <p>Type Energy-Efficient LED</p> <p># of Bulbs Two - 1 Watt - 1 Level</p> <p>Grease Filters</p> <p>Filter Type Stainless Mesh</p> <p>Dishwasher Safe Yes</p> <p>Filter Wash Alarm Yes</p>	<p>Motor</p> <p>No. of Fan Speeds 4 Speed</p> <p>Motor Class 295/395/600</p> <p>Variable Air Management Ability to set to 295, 395, 600 CFM</p> <p>Energy Efficient Motor Yes</p> <p>Sound Pro Yes</p> <p>Display</p> <p>Controls Digital LED behind glass</p> <p>Intensive Speed 6 Minutes</p> <p>Delay Shut-off 15 Minutes</p> <p>Anti-Pollution Mode 24 Hours</p> <p>Other</p> <p>ADA Complaint With Remote Control, Voice activated smart speaker or Faber Cloud App</p> <p>APP or Voice Controlled Faber Cloud App, Apple Siri, Google Home or Amazon Alexa compatible voice control</p> <p>Remote Control Purchase Separately</p> <p>Power Cord Included</p>	<p>HIGH3 High Ceiling Chimney Kit (up to 11')</p> <p>DUCT4 Ductless Conversion Kit</p> <p>FILTER2 Replacement Charcoal Filter</p> <p>MUDAMPER6 6" Make-up Air Kit</p> <p>MUDAMPER8 8" Make-up Air Kit</p> <p>REMORIG Wireless Remote Control</p> <p>WIREBOX Fixed Wiring Box</p>
---	---	---



VARIABLE AIR MANAGEMENT
Easily set extraction speeds in line with building codes through the soft touch control panel.

A classic T-Shape wall hood with a host of features. The quiet and efficient Stilo is so smart that it will even tackle lingering food odors after the hood is switched off with the delayed shut-off feature.



STILO

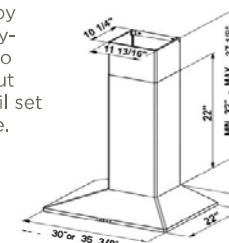


MODEL	FUN	SIZE/MATERIAL	MOTOR CLASS
STIL24SSV2	325.0653.733	24" Stainless Steel	295/395/600 CFM
STIL30SSV2	325.0653.732	30" Stainless Steel	295/395/600 CFM
STIL36SSV2	325.0653.680	36" Stainless Steel	295/395/600 CFM
STIL48SSV2	325.0653.731	48" Stainless Steel	295/395/600 CFM

FEATURES	PERFORMANCE	ACCESSORIES (sold separately)
<p>Dimensions</p> <p>Ceiling Height See page 148</p> <p>Canopy Depth-Height 18 1/2" D x 2 3/4" H</p> <p>Ducting</p> <p>Type Ducted/ Ductless with DUCT4</p> <p>Duct Size Top 6" Round</p> <p>Lighting</p> <p>Type Energy-Efficient LED</p> <p># of Bulbs Two - 1 Watt - 1 Level</p> <p>Grease Filters</p> <p>Filter Type Mesh</p> <p>Dishwasher Safe Yes</p>	<p>Motor</p> <p>No. of Fan Speeds 4 Speed</p> <p>Motor Class 295/395/600</p> <p>Variable Air Management Ability to set to 295, 395, 600 CFM</p> <p>Display</p> <p>Controls Electronic with White LED</p> <p>Intensive Speed 10 Minutes</p> <p>Delay Shut-off 15 Minutes</p> <p>Other</p> <p>ADA Complaint With Remote Control</p> <p>Remote Control Purchase Separately</p> <p>Power Cord Included</p>	<p>HIGH3 High Ceiling Kit Stainless (up to 11')</p> <p>DUCT4 Ductless Conversion Kit</p> <p>FILTER2 Replacement Charcoal Filter</p> <p>MUDAMPER6 6" Make-up Air Kit</p> <p>MUDAMPER8 8" Make-up Air Kit</p> <p>REMORIG Wireless Remote Control</p> <p>WIREBOX Fixed Wiring Box</p>



The streamlined Diamante hood offers an attractive alternative to other canopy hoods. This powerful, easy-to-install hood was built to perform, with diamond-cut corners - a stunning detail set to make any kitchen shine.



DIAMANTE



MODEL	FUN	SIZE/MATERIAL	MOTOR CLASS
DIAM30SS	110.0180.104	30" Stainless Steel	600 CFM PRO
DIAM36SS	110.0180.105	36" Stainless Steel	600 CFM PRO

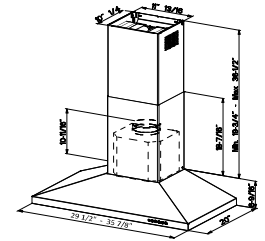
FEATURES	PERFORMANCE	ACCESSORIES (sold separately)
<p>Dimensions</p> <p>Ceiling Height See page 148</p> <p>Canopy Depth-Height 22" D x 3 3/8" H</p> <p>Ducting</p> <p>Type Ducted/ Ductless with DUCTDIAM</p> <p>Duct Size Top 6" Round</p> <p>Lighting</p> <p>Type Halogen</p> <p># of Bulbs Two -20 Watt (30") Three - 20 Watt (36") 2 Level</p> <p>Grease Filters</p> <p>Filter Type Stainless Steel Baffle</p> <p>Dishwasher Safe Yes</p> <p>Easy Cube Mounting Yes</p>	<p>Motor</p> <p>No. of Fan Speeds 4</p> <p>Motor Class PRO 600 Metal Impellers</p> <p>Display</p> <p>Controls Digital LED</p> <p>Intensive Speed 10 Minutes</p> <p>Delay Shut-off 30 Minutes</p> <p>Other</p> <p>ADA Compliant No</p> <p>Fixed Wiring Box Included</p>	<p>HIGHDIAM High Ceiling Kit to 10' 8"</p> <p>DUCTDIAM Ductless Conversion Kit</p> <p>FILTER2 Replacement Charcoal Filter</p> <p>CFMRED CFM Reducer Kit 300 CFM</p> <p>CFMRED2 CFM Reducer Kit 400 CFM</p> <p>MUDAMPER6 6" Make-up Air Kit</p> <p>MUDAMPER8 8" Make-up Air Kit</p>

DAMA






The New Dama is the pinnacle of aesthetic perfection with the integration of Sound Pro for an outstanding quiet performance.



NEW DAMA



MODEL	FUN	SIZE/MATERIAL	MOTOR CLASS
DAMA30SSV2	320.0679.087	30" Stainless Steel	295/395/600 CFM
DAMA36SSV2	320.0679.088	36" Stainless Steel	295/395/600 CFM



LED LIGHTS
Brighter and energy-efficient, cool to touch LED Lights offer exceptional lighting to the cooktop.

FEATURES	PERFORMANCE	ACCESSORIES
<p>Dimensions</p> <p>Ceiling Height See page 148</p> <p>Canopy Depth-Height 20" D x 6 3/4" H</p> <p>Ducting</p> <p>Type Ducted / Ductless with DUCT4 kit</p> <p>Duct Size Top 6" Round</p> <p>Lighting</p> <p>Type Energy-Efficient LED</p> <p># of Bulbs Two - 1 Watt - 1 level</p> <p>Grease Filters</p> <p>Filter Type Stainless Steel Baffle</p> <p>Dishwasher Safe Yes</p>	<p>Motor</p> <p>No. of Fan Speeds 4 Speed</p> <p>Motor Class 295/395/600</p> <p>Variable Air Management Ability to set to 295, 395, 600 CFM</p> <p>Energy Efficient Motor Yes</p> <p>Sound Pro Yes</p> <p>Display</p> <p>Controls Electronic with White LED</p> <p>Intensive Speed 10 Minutes</p> <p>Delay Shut-off 15 Minutes</p> <p>Other</p> <p>ADA Compliant With Remote Control</p> <p>Remote Control Purchase Separately</p> <p>Power Cord Included</p>	<p>HIGH3 High Ceiling Kit to 11"</p> <p>DUCT4 Ductless Conversion Kit</p> <p>FILTER2 Replacement Charcoal Filter</p> <p>MUDAMPER6 6" Make-up Air Kit</p> <p>MUDAMPER8 8" Make-up Air Kit</p> <p>REMORIG Wireless Remote Control</p> <p>WIREBOX Fixed Wiring Box</p>

NOVA PRO



CLASSICA PLUS



The Classica Plus will not only spare you the long hours of cleaning but will also amaze with its modern design and functionality. Equipped with energy-efficient LED lights which will illuminate your kitchen in a soft, shiny glow. Enjoy an easier, more relaxed cooking experience with clean air and more quality time with family and friends.



LESS CONSUMPTION MORE EFFICIENCY

Faber energy-efficient motors are designed for maximum suction power and the best energy efficiency.

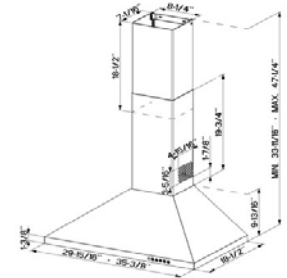


VARIABLE AIR MANAGEMENT

Our exclusive VAM technology allows you to adjust your hood to the most common CFM levels: 295, 395, or 600 class performance right from the control panel

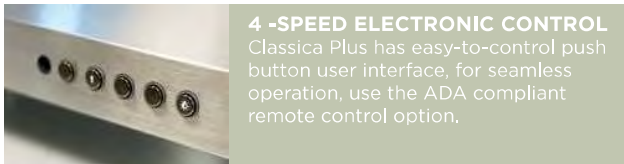


A classic seamless design meets premium features in the endearing Classica Plus, an excellent addition to any kitchen. Easy to use, quiet to run, energy-efficient, and powerful enough to keep the air fresh whatever's on the menu.



NEW CLASSICA PLUS

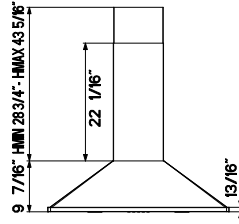
MODEL	FUN	SIZE/MATERIAL	MOTOR CLASS
CLPL30SSV2	320.0679.756	30" Stainless Steel	295/395/600 CFM
CLPL36SSV2	320.0679.757	36" Stainless Steel	295/395/600 CFM



4 -SPEED ELECTRONIC CONTROL
Classica Plus has easy-to-control push button user interface, for seamless operation, use the ADA compliant remote control option.

FEATURES	PERFORMANCE	ACCESSORIES
<p>Dimensions</p> <p>Ceiling Height See page 148</p> <p>Canopy Depth-Height 18 1/2" D x 9 1/4" H</p> <p>Ducting</p> <p>Type Ducted/Ductless with DUCTCLPL Kit</p> <p>Duct Size Top 6" Round</p> <p>Lighting</p> <p>Type Energy Efficient LED</p> <p># of Bulbs Two - 1 Watt - 1 level</p> <p>Grease Filters</p> <p>Filter Type Mesh</p> <p>Dishwasher Safe Yes</p>	<p>Motor</p> <p>No. of Fan Speeds 4</p> <p>Motor Class 295/395/600</p> <p>Variable Air Management Ability to set to 295, 395, 600 CFM</p> <p>Energy-Efficient Motor Yes</p> <p>Display</p> <p>Controls Electronic with White LED</p> <p>Intensive Speed 10 Minutes</p> <p>Delay Shut-off 15 Minutes</p> <p>Other</p> <p>ADA Compliant With Remote Control</p> <p>Remote Control Purchase Separately</p> <p>Power Cord Included</p>	<p>HIGHCLPL High Ceiling Kit to 11' 8"</p> <p>DUCTCLPL Ductless Conversion Kit</p> <p>FILTER1 Replacement Charcoal Filter</p> <p>FILTERILL2 Long Lasting Charcoal Filter</p> <p>MUDAMPER6 6" Make-up Air Kit</p> <p>MUDAMPER8 8" Make-up Air Kit</p> <p>REMORIG Wireless Remote Control</p> <p>WIREBOX Fixed Wiring Box</p>

Tender is the perfect alternative to a standard canopy with its seamless and stunning design. Not only is it easier to keep clean, but the distinctively different Tender is easy to operate with the electronic push-button display panel.

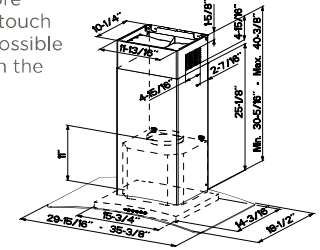


TENDER

MODEL	FUN	SIZE/MATERIAL	MOTOR CLASS
TEND30SSV	320.0554.858	30" Stainless Steel	295/395/600 CFM
TEND36SSV	320.0554.859	36" Stainless Steel	295/395/600 CFM

FEATURES	PERFORMANCE	ACCESSORIES
Dimensions Ceiling Height See page 148 Canopy Depth-Height 19 9/16" D x 9 7/16" H Ducting Type Ducted/Ductless with DUCTCLPL Top 6" Round Duct Size Top 6" Round Lighting Type Energy-Efficient LED # of Bulbs Two - 1 Watt - 1 level Grease Filters Filter Type Mesh Dishwasher Safe Yes	Motor No. of Fan Speeds 4 Motor Class 295/395/600 Variable Air Management Ability to set to 295, 395, 600 CFM Energy-Efficient Motor Yes Display Controls Electronic with White LED Intensive Speed 10 Minutes Delay Shut-off 15 Minutes Other ADA Compliant With Remote Control Remote Control Purchase Separately Power Cord Included	HIGHTNDR High Ceiling Kit Stainless to 11' 3" DUCTCLPL Ductless Conversion Kit FILTER1 Replacement Charcoal Filter FILTER1LL2 Long Lasting Charcoal Filter MUDAMPER6 6" Make-up Air Kit MUDAMPER8 8" Make-up Air Kit REMORIG Wireless Remote Control WIREBOX Fixed Wiring Box

The sophisticated yet minimalist look range hood is embellished with curved glass, making it even more stylish. The easy-to-use touch control panel makes it possible to operate the hood with the touch of a finger.



TRATTO

MODEL	FUN	SIZE/MATERIAL	MOTOR CLASS
TRAT30SSV	325.0556.128	30" Glass & SS	295/395/600 CFM
TRAT36SSV	325.0556.129	36" Glass & SS	295/395/600 CFM

FEATURES	PERFORMANCE	ACCESSORIES
Dimensions Ceiling Height See page 148 Canopy Depth-Height 18 1/2" D x 1 1/8" H Ducting Type Ducted/Ductless with DUCT4 Duct Size Top 6" Round Lighting Type Energy-Efficient LED # of Bulbs Two - 1 Watt - 1 level Grease Filters Filter Type Mesh Dishwasher Safe Yes	Motor No. of Fan Speeds 4 Motor Class 295/395/600 Variable Air Management Ability to set to 295, 395, 600 CFM Energy-Efficient Motor Yes Display Controls Electronic with White LED Intensive Speed 10 Minutes Delay Shut-off 15 Minutes Other ADA Compliant With Remote Control Remote Control Purchase Separately Power Cord Included	HIGH3 High Ceiling Kit to 11' DUCT4 Ductless Conversion Kit FILTER2 Replacement Charcoal Filter MUDAMPER6 6" Make-up Air Kit MUDAMPER8 8" Make-up Air Kit REMORIG Wireless Remote Control WIREBOX Fixed Wiring Box



ISLAND & CEILING HOODS

STRATUS ISOLA	88
HIGH-LIGHT	92
DAMA ISOLA	96



**PERIMETER ASPIRATION**
THE PERIMETER ASPIRATION FUNCTION ACTIVATES CONTINUAL AIR FLOW TO EXTRACT COOKING FUMES.

HIGHER EFFICIENCY, QUIETER OPERATION

PERIMETER ASPIRATION

Faber's exclusive Perimeter Aspiration was naturally inspired for superlative comfort and outstanding performance.

REAL POWER MAKES NO NOISE

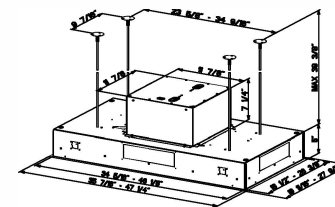
Based on the study of aerodynamic flows inside the hood and targeted sound insulation, this Faber technology reduces noise at full power by 3dB(A). The Perimeter Aspiration accelerates the airflow through a narrow gap, and the air slows down once inside the hood to eliminate cooking odors—no bad smells.








The Stratus ceiling hood is a versatile built-in design that blends seamlessly into the kitchen ceiling to provide powerful extraction as well as style.



STRATUS ISOLA



MODEL	FUN	SIZE/MATERIAL	MOTOR CLASS - <i>INCLUIDO POR PROMOCIÓN</i>
STRTIS36WHNB	350.0525.381	36" White Glass	IB600
STRTIS48WHNB	350.0525.379	48" White Glass	IB600
STRTIS36SSNB	350.0525.380	36" Stainless Steel	IB600
STRTIS48SSNB	350.0525.378	48" Stainless Steel	IB00

SELECT A BLOWER

IB300	Internal Blower 300 CFM
IB400	Internal Blower 400 CFM
IB600	Internal Blower 600 CFM PRO
RB900	Remote Blower 900 CFM
RB1200	Remote Blower 1200 CFM
AXP250	In-Line Blower 735 CFM (FLANGE10 REQUIRED)

Note: If desired you may use your own external blower, purchased separately, rated 2.8 amp maximum suitable for use with solid state variable speed control. FLANGE10 would be required with this installation.

FEATURES	PERFORMANCE	ACCESSORIES
Dimensions	Motor	FILTER1
Ceiling Height	No. of Fan Speeds	Charcoal Filter Kit
See page 148	4	
Ducting	Display	FILTER1LL2
Type	Perimeter Aspiration	Long Lasting Charcoal Filter
Ducted/Ductless with FILTER1/FILTER1LL2	Yes	
Duct Size	Remote Blower	FLANGE10
6" Round	Optional	10" Blower Flange (Required with AXP250)
10" 4-Way Venting		FLANGE3
Lighting		10" round to 3 1/4" x 10" Flange
Type	Controls	MUDAMPER6
Energy-Efficient LED	Digital LED	6" Make-up Air Kit
# of Bulbs	Intensive Speed	MUDAMPER8
Four - 1 Watt - 2 level	10 Minutes	8" Make-up Air Kit
Stainless	Delay Shut-off	MUDAMPER10
Two - 3 Watt - 2 level	30 Minutes	10" Make-up Air Kit
White Glass	Other	
Light Dimmer	ADA Compliant	
Yes	With Remote Control	
Grease Filter	Remote Control	
Filter Type	Included	
Mesh	Fixed Wiring Box	
Dishwasher Safe	Yes	
Filter Alarm	Yes	



FILTER ALARM
Filter saturation alarm alerts you when it is time to clean the anti-grease filter.

HIGH-LIGHT





Stainless Steel



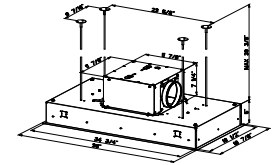
White Matte



EASY-TO-USE

Equipped with an easy-to-use remote control, the High-Light has numerous functions. These include Perimeter Aspiration that accelerates air flow and reduces noise. Additionally, the ceiling hood has a timer setting to clear unwanted odors after cooking.

The High-Light is an innovative addition to Faber's collection of ceiling-mounted hoods. It features smart energy-saving LED lighting and Perimeter Aspiration technology, increasing airflow while reducing noise levels.



HIGH-LIGHT



MODEL	FUN	SIZE/MATERIAL	MOTOR CLASS
HILTI36SSNB	350.0590.460	36" Stainless Steel	No Blower
HILTI36WHNB	350.0590.459	36" White Matte	No Blower

PICK A BLOWER

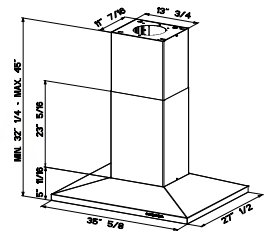

IB300	Internal Blower 300 CFM
IB400	Internal Blower 400 CFM
IB600	Internal Blower 600 CFM PRO
RB900	Remote Blower 900 CFM
RB1200	Remote Blower 1200 CFM
AXP250	In-Line Blower 735 CFM (FLANGE10 REQUIRED)

Note: If desired you may use your own external blower, purchased separately, rated 2.7 amp maximum suitable for use with solid state variable speed control. FLANGE10 would be required with this installation.


FEATURES	PERFORMANCE	ACCESSORIES
Dimensions	Motor	FILTER1
Ceiling Height	No. of Fan Speeds	Charcoal Filter Kit
See page 148	4	
Ducting	Perimeter Aspiration	FILTERILL2
Type	Yes	Long Lasting Charcoal Filter
Ducted/Ductless with FILTER/FILTERILL2	Remote Blower	FLANGE10
Duct Size	Optional	10" Blower Flange (Required with AXP250)
6" Round	Display	FLANGE3
10" 4-Way Venting	Controls	10" round to 3 1/4" x 10" Flange
Lighting	Intensive Speed	MUDAMPER6
Type	10 Minutes	6" Make-up Air Kit
Energy-Efficient LED Panel	Delay Shut-off	MUDAMPER8
# of Bulbs	30 Minutes	8" Make-up Air Kit
3 Watt - 2 level	Other	MUDAMPER10
Light Dimmer	ADA Compliant	10" Make-up Air Kit
Yes	With Remote Control	
Grease Filter	Remote Control	
Filter Type	Included	
Mesh	Fixed Wiring Box	
Dishwasher Safe	Included	
Yes		
Filter Alarm		
Yes		



The seamless feature packed Dama Isola offers the functionality needed to satisfy everyday cooking.



DAMA ISOLA




MODEL	FUN	SIZE/MATERIAL	MOTOR CLASS
DAMAI36SSV	320.0556.466	36" Stainless Steel	295/395/600 CFM

FEATURES	PERFORMANCE	ACCESSORIES
<p>Dimensions</p> <p>Ceiling Height See page 148</p> <p>Canopy Depth-Height 27 1/2" D x 5 1/4" H</p> <p>Ducting</p> <p>Type Ducted/Ductless with DUCT2</p> <p>Duct Size Top 6" Round</p> <p>Lighting</p> <p>Type Energy-Efficient LED</p> <p># of Bulbs Four - 5 Watt - 1 level</p> <p>Grease Filters</p> <p>Filter Type Stainless Steel Baffle</p> <p>Dishwasher Safe Yes</p> <p>Seamless Welded Chimney Yes</p>	<p>Motor</p> <p>No. of Fan Speeds 4</p> <p>Motor Class 295/395/600</p> <p>Variable Air Management Ability to set to 295, 395, 600 CFM</p> <p>Energy-Efficient Motor Yes</p> <p>Display</p> <p>Controls Electronic with White LED</p> <p>Intensive Speed 10 Minutes</p> <p>Delay Shut-off 15 Minutes</p> <p>Other</p> <p>ADA Compliant With Remote Control</p> <p>Remote Control Purchase Separately</p> <p>Power Cord Included</p> <p>Fixed Wiring Box Yes</p>	<p>HIGH2 High Ceiling Kit to 10' 10"</p> <p>DUCT2 Ductless Conversion Kit</p> <p>FILTER2 Replacement Charcoal Filter</p> <p>MUDAMPER6 6" Make-up Air Kit</p> <p>MUDAMPER8 8" Make-up Air Kit</p> <p>REMORIG Wireless Remote Control</p>



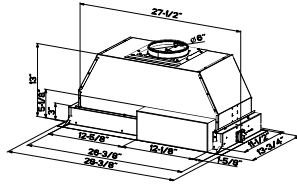
INSERT HOODS

	INCA SD	100
	INCA HC	103
	INCA PRO PLUS	104
NEW	INCA PRO 18	108
	INCA IN-LIGHT	114
NEW	INCA LUX PLUS	118
NEW	INCA LUX	123
	INCA SMART SS	124
	INCA SMART GR	125



BEAUTIFUL AND POWERFUL
This timeless discreet insert hood is made of stainless steel with two modern LED lights to sufficiently light up the cooking surface below.

The Inca SD features intensive speed and a powerful PRO motor with restaurant-style baffle filters that eliminate any cooking aroma. With the Easy Snap clip system, this insert hood installs effortlessly.

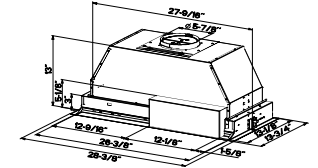


NOTE: 29" MODEL SHOWN



INCA SD

MODEL	FUN	SIZE/MATERIAL	MOTOR CLASS
INSD29SSV	305.0565.079	29" Stainless Steel	295/395/600 CFM
INSD35SSV	305.0565.078	35" Stainless Steel	295/395/600 CFM



NOTE: 29" MODEL SHOWN



INCA HC

MODEL	FUN	SIZE/MATERIAL	MOTOR CLASS
INHC29SSV	305.0556.070	29" Stainless Steel	295/395/600 CFM
INHC35SSV	305.0556.209	35" Stainless Steel	295/395/600 CFM

The Inca HC has a stylish stainless steel finish and stainless steel filters, powerful to clear any odors from the cooking area below. For added versatility, add a charcoal filter for recirculating mode.

FEATURES		PERFORMANCE		ACCESSORIES	
Dimensions		Motor		LINE30ST	
Cabinet Cut Out 29"	27 7/8" W x 13 3/8" D	No. of Fan Speeds	4	30" SS Liner (16 - 17 7/8" D) - Use with INSD29	
Cabinet Cut Out 35"	33 3/8" W x 13 3/8" D	Motor Class	PRO 295/395/600 Metal Impellers	LINE36ST	
Height Inside Cabinet	12 1/8"	Variable Air Management	Ability to set to 295, 395, 600 CFM	36" SS Liner (16 - 17 7/8" D) - Use with INSD29	
Ducting		Display		LINE36PT	
Type	Ducted/ Recirculating with FILTER1/FILTERILL2	Controls	Electronic W/ White LED	36" SS Liner (16 - 17 7/8" D) - Use with INSD35	
Duct Size	Vari-Duct - 6" Round Top or Rear Vent	Intensive Speed	10 Minutes	FILTER1	
Lighting		Delay Shut-off	15 Minute	Charcoal Filter Kit	
Type	Energy-Efficient LED	Other		FILTERILL2	
# of Bulbs	Two - 5 Watt - 1 level	ADA Compliant	With Remote Control	Long Lasting Charcoal Filter Kit	
Grease Filters		Remote Control	Purchase Separately	REMORIG	
Filter Type	Pro stainless steel baffle	Power Cord	Included	Wireless Remote Control	
Dishwasher Safe	Yes	WIREBOX			
Easy Snap Clip Installation	Clips Included	Fixed Wiring Box			
		MUDAMPER6			
		6" Make-up Air Kit			
		MUDAMPER8			
		8" Make-up Air Kit			

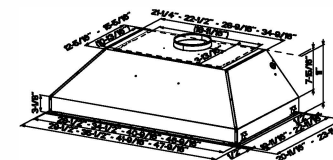
FEATURES		PERFORMANCE		ACCESSORIES	
Dimensions		Motor		LINE30ST	
Cabinet Cut Out 29"	27 9/16" W x 13 3/8" D	No. of Fan Speeds	4	30" SS Liner (16 - 17 7/8" D) - Use with INHC29	
Cabinet Cut Out 35"	33 3/8" W x 13 3/8" D	Motor Class	295/395/600	LINE36ST	
Height Inside Cabinet	12 1/8"	Variable Air Management	Ability to set to 295, 395, 600 CFM	36" SS Liner (16 - 17 7/8" D) - Use with INHC29	
Ducting		Energy-Efficient Motor	Yes	LINE36PT	
Type	Ducted/ Recirculating with FILTER1/FILTERILL2	Display		36" SS Liner (16 - 17 7/8" D) - Use with INHC35	
Duct Size	Vari-Duct - 6" Round Top or Rear Vent	Controls	Electronic W/ White LED	FILTER1	
Lighting		Intensive Speed	10 Minutes	Charcoal Filter Kit	
Type	Energy-Efficient LED	Delay Shut-off	15 Minutes	FILTERILL2	
# of Bulbs	Two - 5 Watt - 1 level	Other		Long Lasting Charcoal Filter Kit	
Grease Filters		ADA Compliant	With Remote Control	REMORIG	
Filter Type	SS Mesh	Remote Control	Purchase Separately	Wireless Remote Control	
Dishwasher Safe	Yes	WIREBOX			
Easy Snap Clip Installation	Clips Included	Fixed Wiring Box			
		MUDAMPER6			
		6" Make-up Air Kit			
		MUDAMPER8			
		8" Make-up Air Kit			





REMOTE BLOWER
 With the remote blower kit, the motor can be moved to the outside of the home. Minimal noise and maximum comfort are ensured not only in the kitchen but also in the living area.

Available in a choice of sizes, the Inca Pro Plus is an all-in-one pro range hood liner. Designed for custom cabinets, it delivers the perfect mix of powerful performance, unique design and exceptional functionality.



INCA PRO PLUS



MODEL	FUN	SIZE/MATERIAL	MOTOR CLASS - <i>INCLUIDO POR PROMOCIÓN</i>
INPL3019SSNB-B	110.0454.254	30"Wx19" Stainless Steel	IB600
INPL3619SSNB-B	110.0454.255	36"Wx19" Stainless Steel	IB600
INPL4219SSNB-B	110.0454.257	42"Wx19" Stainless Steel	IB600
INPL4819SSNB-B	110.0454.259	48"Wx19" Stainless Steel	IB600
INPL3622SSNB-B	110.0454.256	36"Wx22" Stainless Steel	IB600
INPL4822SSNB-B	110.0454.260	48"Wx22" Stainless Steel	IB600

PICK A BLOWER

IB300	Internal Blower 300 CFM
IB400	Internal Blower 400 CFM
IB600	Internal Blower 600 CFM PRO
IB1200	Internal Blower 1200 CFM PRO
RB900	Remote Blower 900 CFM
RB1200	Remote Blower 1200 CFM
AXP250	In-Line Blower 735 CFM (INLBKIT REQUIRED)

FEATURES	PERFORMANCE	ACCESSORIES
<p>Dimensions</p> <p>Cabinet Cut Out Width 28 3/4", 34 3/4", 40 3/4", 46 3/4"</p> <p>Depth 19 3/4" or 22 3/4"</p> <p>Height Inside Cabinet 11"</p> <p>Ducting</p> <p>Type Ducted/ Recirculating with FILTER1/FILTERILL2</p> <p>Duct Size 6" Round or 10" Round - Top</p> <p>Lighting</p> <p>Type Energy-Efficient LED</p> <p># of Bulbs Two - 5 Watt - 1 level</p> <p>Grease Filters</p> <p>Filter Type Pro Stainless Steel Baffle</p> <p>Dishwasher Safe Yes</p> <p>Easy Snap Clip Installation Clips Included</p>	<p>Motor</p> <p>No. of Fan Speeds Variable</p> <p>Motor Class 300/400/900/1200</p> <p>Pro Motor 600/1200</p> <p>Display</p> <p>Controls Variable Speed</p> <p>Other</p> <p>ADA Compliant Separate Wall Switch Required</p> <p>Fixed Wiring Box Yes</p> <p><small>*Use your own external blower, purchased separately, rated 4.2 amps maximum, suitable for use with solid state variable speed control. If you are using your own external blower with this hood, you need to order the INLBKIT to connect to the hood.</small></p>	<p>FILTER1 Charcoal Filter Kit</p> <p>FILTERILL2 Long Lasting Charcoal Filter</p> <p>INLBKIT In-Line Blower Connector (Required with AXP250)</p> <p>MUDAMPER6 6" Make-up Air Kit</p> <p>MUDAMPER8 8" Make-up Air Kit</p> <p>MUDAMPER10 10" Make-up Air Kit (900/1200 CFM)</p>



INCA PRO 18



COMMERCIAL GRADE EXTRACTION

The built-in Inca Pro 18 is so well hidden and discrete that you don't need to tell anybody about it. Four power levels and elegant LED lighting underline the discrete appearance. Available in two sizes 32" and 44" to cover the cooktop discreetly yet efficiently.

EASY SNAP

The exclusive Easy Snap clip system is designed for an effortless installation of cabinet mounted hoods. The spring loaded clips secure the hood in place with no additional hardware required.

DELAY

Automatic shutdown delay: you can postpone the motor shutdown at any speed to eliminate residual odors completely.

REMOTE CONTROL

The optional wireless remote conveniently controls blower speed, lights, and more. Controlling your hood is easier than ever. ADA compliant.

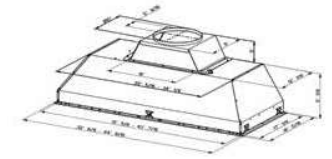


NEW



Equipped with two PRO metal blowers for 1200 CFM to deliver commercial grade extraction to prevent smoke and cooking contaminants from settling in the home.

Inca Pro 18 offers maximum user experience with an intuitive, responsive touch control panel for easy operation. The commercial-grade motor and stainless steel baffles effectively vent the grease and odors making the home's air cleaner.



NEW INCA PRO 18



MODEL	FUN	SIZE/MATERIAL	MOTOR CLASS
INPL32SS1200	305.0679.085	32" Stainless Steel	PRO 1200 CFM
INPL44SS1200	305.0679.086	44" Stainless Steel	PRO 1200 CFM

FEATURES	PERFORMANCE	ACCESSORIES
<p>Dimensions</p> <p>Cabinet Cut Out Width 31 7/8" W x 17 3/4" D 43 1/8" W x 17 3/8" D</p> <p>Height Inside Cabinet 11 1/4" (5" more for transition)</p> <p>Ducting</p> <p>Type Ducted / Recirculating with FILTER1 / FILTERILL2 (2 x required)</p> <p>Duct Size 10" Round - Top</p> <p>Lighting</p> <p>Type Energy-Efficient LED</p> <p># of Bulbs Two - 1 Watt - 1 level Four - 1 Watt - 1 level</p> <p>Grease Filters</p> <p>Filter Type Pro Stainless Steel Baffle</p> <p>Dishwasher Safe Yes</p> <p>Dishwasher Safe Grease Rail Yes</p> <p>Easy Snap Clip Installation Clips Included</p>	<p>Motor</p> <p>No. of Fan Speeds 4</p> <p>Motor Class PRO 1200 CFM</p> <p>Display</p> <p>Controls Electronic W/ White LED 10 Minutes</p> <p>Intensive Speed</p> <p>Delay Shut-Off 15 Minutes</p> <p>Other</p> <p>ADA Compliant With Remote Control</p> <p>Remote Control Purchase Separately</p> <p>Power Cord Included</p>	<p>FILTER1 Charcoal Filter Kit (2 Kits Required)</p> <p>FILTERILL2 Long Lasting Charcoal Filter (2 Kits Required)</p> <p>MUDAMPER10 10" Make-up Air Kit (900/1200 CFM)</p> <p>REMORIG Wireless Remote Control</p> <p>WIREBOX Fixed Wiring Box</p>

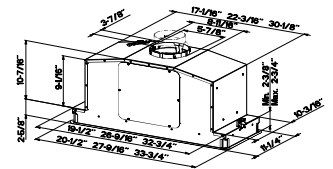


INTEGRATED LED LIGHTING
For lower energy consumption as well as a virtually unlimited lifespan.

INCA IN-LIGHT
SLEEK AND INNOVATIVE

Inca In-Light range hoods are a minimal contemporary style that radiate elegance in every detail. Its clean, essential lines integrate perfectly with the cabinetry. They conceal a powerful motor and refined extraction system to provide clean air.

Perimeter Aspiration is the technology that makes the kitchen quiet, efficient, and has a lower impact on the environment. An exclusive Faber technology forces air to speed up through a narrow gap around the panel's perimeter, purifying the air, reducing noise, and improving efficiency.



INCA IN-LIGHT



MODEL	FUN	SIZE/MATERIAL	MOTOR CLASS
INLT21SSV	305.0624.299	21" Stainless Steel	295/395/600 CFM
INLT28SSV	305.0553.524	28" Stainless Steel	295/395/600 CFM
INLT35SSV	305.0624.300	35" Stainless Steel	295/395/600 CFM

FEATURES	PERFORMANCE	ACCESSORIES
----------	-------------	-------------

Dimensions	
Cabinet Cut Out 21"/ 28"	19 1/2" / 26 3/8" W x 10 1/4" D
Cabinet Cut Out 35"	32 3/4" W x 10 1/4" D
Height Inside Cabinet	13 1/8"
Ducting	
Type	Ducted/ Recirculating with FILTER1/FILTERILL2
Duct Size	Top 6" Round
Lighting	
Type	LED Bar
# of Bulbs	One - 3 Watt - 1 Level
Grease Filters	
Filter Type	Mesh
Dishwasher Safe	Yes
Easy Snap Clip Installation	Clips Included

Motor	
No. of Fan Speeds	4
Motor Class	295/395/600
Variable Air Management	Ability to set to 295, 395, 600 CFM
Perimeter Aspiration	Yes
Energy-Efficient Motor	Yes
Display	
Controls	Electronic With White LED
Intensive Speed	10 Minutes
Delay Shut-off	15 Minutes
Other	
ADA Compliant	With Remote Control
Remote Control	Included
Power Cord	Included

LINE30ST	
30" SS Liner (16 - 17 7/8" D)	Use with INLT28
LINE36ST	
36" SS Liner (16 - 17 7/8" D)	Use with INLT28
LINE36PT	
36" SS Liner (16 - 17 7/8" D)	Use with INLT35
FILTER1	
Charcoal Filter Kit	
FILTERILL2	
Long Lasting Charcoal Filter	
WIREBOX	
Fixed Wiring Box	
MUDAMPER6	
6" Make-up Air Kit	
MUDAMPER8	
8" Make-up Air Kit	
LINSPT301228	
30" Self Supporting Liner (17 1/2" - 20 1/2" D)	
LINSPT361228	
36" Self Supporting Liner (17 1/2" - 20 1/2" D)	
LINSPT301228 & LINSPT361228	For Use with INLT28
LINSPT301228 & LINSPT361228	For Use with INLT35

INCA LUX PLUS





SMART SOLUTION
Control the Inca Lux Plus with the touch of a finger, ADA compliance is a breeze when paired with Amazon Alexa or Google Home to activate voice commands.

IMPROVE YOUR DAILY LIVING



The clean, simplified design will improve the way you cook, feel and simply enjoy the kitchen environment in more ways than one.



TUNABLE WHITE LED LIGHT
Control the color temperature from a bright daylight white to a soft warm white, to get the perfect ambiance in your kitchen space.

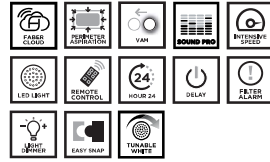
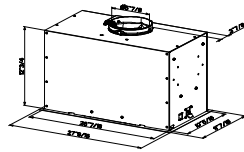
INSERT



INTENSIVE SPEED
Activates maximum extraction power for six minutes to eliminate even the strongest cooking aromas and harmful by-products.



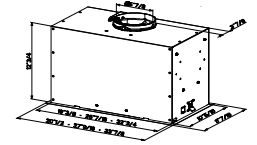
SOUND PRO
Reducing turbulence and swirls in the internal airflow, the new PRO blowers technology succeeds in both limiting noise and improving the sound quality of the range hood.



NEW INCA LUX PLUS

MODEL	FUN	SIZE/MATERIAL	MOTOR CLASS
INLP28SSV	305.0679.265	28" Stainless Steel	295/395/600 CFM

FEATURES	PERFORMANCE	ACCESSORIES
Dimensions	Motor	LINE30ST
Cabinet Cut Out 28"	No. of Fan Speeds 4	30" SS Liner (16 - 17 7/8" D) - Use with INLX28
Height Inside Cabinet 12 3/4"	Motor Class 295/395/600	LINE36ST
Ducting	Sound Pro Yes	36" SS Liner (16 - 17 7/8" D) - Use with INLX28
Type Ducted/ Recirculating with FILTER/FILTERILL2	Variable Air Management Ability to set to 295, 395, 600 CFM	LINSPT301228
Duct Size Top 6" Round	Perimeter Aspiration Yes	30" Self Supporting Liner (17 1/2" - 20 1/2" D)
Lighting	Energy-Efficient Motor Yes	LINSPT361228
Type LED Bar	Display	36" Self Supporting Liner (17 1/2" - 20 1/2" D)
# of Bulbs One - 4 Watt - 2 Level	Controls Electronic With White LED	FILTER1
Tunable Lights Change light temperature from warm - cool	Intensive Speed 6 Minutes	Charcoal Filter Kit
Light Dimmer Yes	Delay Shut-off 15 Minutes	FILTERILL2
Grease Filters	Anti-Pollution Mode Yes	Long Lasting Charcoal Filter
Filter Type Mesh	Other	REMORIG
Dishwasher Safe Yes	ADA Compliant With Remote Control, Voice activated smart speaker or Faber Cloud App	Wireless Remote Control
Filter Wash Alarm Yes	Remote Control Purchase Separately	WIREBOX3
Easy Snap Clip Installation Clips Included	App or Voice Controlled Faber Cloud App, Apple Siri, Google Home or Amazon Alexa compatible voice control	Fixed Wiring Box
	Power Cord Included	MUDAMPER6
		6" Make-up Air Kit
		MUDAMPER8
		8" Make-up Air Kit



NEW INCA LUX

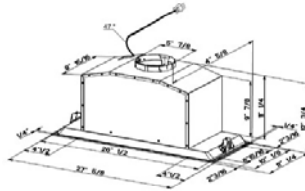
MODEL	FUN	SIZE/MATERIAL	MOTOR CLASS
INLX21SSV2	305.0679.264	21" Stainless Steel	295/395/600 CFM
INLX28SSV2	305.0679.263	28" Stainless Steel	295/395/600 CFM
INLX35SSV2	305.0679.262	35" Stainless Steel	295/395/600 CFM

FEATURES	PERFORMANCE	ACCESSORIES
Dimensions	Motor	LINE30ST
Cabinet Cut Out 21"/ 28"	No. of Fan Speeds 4	30" SS Liner (16 - 17 7/8" D) - Use with INLX28
Cabinet Cut Out 35"	Motor Class 295/395/600	LINE36ST
Height Inside Cabinet 12 3/4"	Sound Pro Yes	36" SS Liner (16 - 17 7/8" D) - Use with INLX28
Ducting	Variable Air Management Ability to set to 295, 395, 600 CFM	LINE36PT
Type Ducted/ Recirculating with FILTER1/FILTERILL2	Perimeter Aspiration Yes	36" SS Liner (16 - 17 7/8" D) - Use with INLX35
Duct Size Top 6" Round	Energy-Efficient Motor Yes	LINSPT301228
Lighting	Display	30" Self Supporting Liner (17 1/2" - 20 1/2" D) Use with INLX28
Type LED Bar	Controls Electronic With White LED	LINSPT361228
# of Bulbs One - 4 Watt - 1 Level	Intensive Speed 10 Minutes	36" Self Supporting Liner (17 1/2" - 20 1/2" D) Use with INLX28
Grease Filters	Delay Shut-off 15 Minutes	FILTER1
Filter Type Mesh	Other	Charcoal Filter Kit
Dishwasher Safe Yes	ADA Compliant With Remote Control	FILTERILL2
Easy Snap Clip Installation Clips Included	Remote Control Purchase Separately	Long Lasting Charcoal Filter
	Power Cord Included	REMORIG
		Wireless Remote Control
		WIREBOX3
		Fixed Wiring Box
		MUDAMPER6
		6" Make-up Air Kit
		MUDAMPER8
		8" Make-up Air Kit

The new Inca Lux is equipped with a LED light bar and Faber's exclusive Sound Pro technology, making it more discreet than before.



Built-in to the cabinetry, this range hood gives you plenty of unobstructed cooking space. The Inca Smart has both a range hood and a stunning light feature to illuminate the area below with modern LED lights.



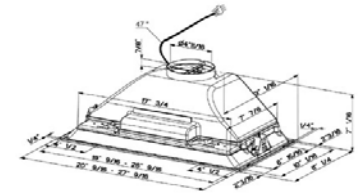
NOTE: DIMENSIONS FOR 400/600CFM



INCA SMART SS

MODEL	FUN	SIZE/MATERIAL	MOTOR CLASS
INSP28SS240	305.0598.089	28" Stainless Steel	240 CFM
INSP28SS400	305.0598.086	28" Stainless Steel	400 CFM
INSP28SS600	305.0598.087	28" Stainless Steel	600 CFM

FEATURES		PERFORMANCE	ACCESSORIES
Dimensions		Motor	LINE30ST
Cabinet Cut Out	26 3/4" W x 10 1/2" D	No. of Fan Speeds	4
Body Width/Depth	25 3/4" W x 10 1/4" D	Motor Class	240/400/600
Height Inside Cabinet	7 3/8" -28SS240 12 3/4" -28SS400/600	Energy-Efficient Motor	Yes
Ducting		Display	
Type	Ducted/ Recirculating with FILTER1/FILTERILL2 (SS400/600) FILTER4 (SS240)	Controls	Electronic With LED
Duct Size	Top 6" Round - SS400/600 Top 5" Round -SS240	Intensive Speed	10 Minutes
Lighting		Other	
Type	Energy-Efficient LED	ADA Compliant	No
# of Bulbs	Two- 4 Watt - 1 level	Power Cord Included	Yes
Grease Filters			
Filter Type	Mesh		
Dishwasher Safe	Yes		
Easy Snap Clip Installation	Clips Included		
			LINE36ST
			36" SS Liner (16 - 17 3/4" D)
			LINSPT301228
			30" Self Supporting Liner (17 1/2" - 20 1/2" D)
			LINSPT361228
			36" Self Supporting Liner (17 1/2" - 20 1/2" D)
			FILTER4
			Charcoal Filter Kit (240 CFM Only)
			FILTER1
			Charcoal Filter Kit (400/600 CFM Only)
			FILTERILL2
			Long Lasting Charcoal Filter Kit (400/600 CFM Only)
			WIREBOX
			Fixed Wiring Box (400/600 CFM Only)



INCA SMART GR

MODEL	FUN	SIZE/MATERIAL	MOTOR CLASS
INSM21GR240	305.0598.090	21" Painted Gray	240 CFM
INSM28GR240	305.0598.088	28" Painted Gray	240 CFM

FEATURES		PERFORMANCE	ACCESSORIES
Dimensions		Speed	LINE30ST
Cabinet Cut Out 21"	19 3/4" W x 10 1/2" D	No. of Fan Speeds	3
Cabinet Cut Out 28"	26 3/8" W x 10 1/2" D	Motor Class	240
Body Width/Depth	20 3/8" or 27 3/8" W x 10 1/4" D	Energy-Efficient Motor	Yes
Height Inside Cabinet	7 3/8"	Display	
Ducting		Controls	Slider
Type	Ducted/ Recirculating with FILTER4	Other	
Duct Size	Top 5" Round	ADA Compliant	Separate Wall Switch Required
Lighting		Power Cord Included	Yes
Type	Energy-Efficient LED		
# of Bulbs	Two - 4 Watt - 1 level		
Grease Filters			
Filter Type	Mesh		
Dishwasher Safe	Yes		
Easy Snap Clip Installation	Clips Included		
			LINE36ST
			36" SS Liner (16 - 17 3/4" D)
			LINSPT301228
			30" Self Supporting Liner (17 1/2" - 20 1/2" D)
			LINSPT361228
			36" Self Supporting Liner (17 1/2" - 20 1/2" D)
			FILTER4
			Charcoal Filter Kit
			LINSPT301228 & LINSPT361228 for use with INSM28GR240



INTEGRATED HOODS

FLEXA	128
CRISTAL	131

FLEXA



128 / FABER



FLEXA STREAMLINED LOOK, SEAMLESS OPERATION

The integrated Flexa slide out hood is ideal for bringing a streamlined, minimalistic look to your kitchen. Its sleek stainless steel pull-out visor slides easily into place when in use, then neatly tucks away when not in use. For a customized look, the front strip can be replaced with material that matches the kitchen cabinetry.

The Easy Snap system with internal self-latching clips will have this range hood installed in no time at all.



INTEGRATED

FABER / 129



NOTE: 24" MODEL SHOWN



FLEXA

MODEL	FUN	SIZE/MATERIAL	MOTOR CLASS
FLEX24SS300	315.0651.890	24" Stainless Steel	300 CFM
FLEX30SS300	315.0651.931	30" Stainless Steel	300 CFM

FEATURES	PERFORMANCE	ACCESSORIES
<p>Dimensions</p> <p>Cabinet Cut Out 24" 19 3/4" W x 10 3/4" D 30" 23 1/8" W x 10 3/4" D</p> <p>Ducting</p> <p>Type Ducted/Ductless With FILTER7</p> <p>Duct Size 5" Round Top Vent</p> <p>Lighting</p> <p>Type Energy-Efficient LED</p> <p># of Bulbs Two - 4 Watt - 1 Level</p> <p>Grease Filters</p> <p>Filter Type Mesh</p> <p>Dishwasher Safe Yes</p> <p>Easy Snap Clip Installation Clips Included</p>	<p>Motor</p> <p>No. of Fan Speeds 3</p> <p>Motor Class 300</p> <p>Auto-On/Off Fan and Lights Activate When Pulled-out and Pushed-In</p> <p>Display</p> <p>Controls Slider</p> <p>Other</p> <p>ADA Compliant With Separate Wall Switch</p> <p>Power Cord Included Yes</p>	<p>FILTER7 Charcoal Filter Kit</p>

A seamless integrated range hood. Easy to install, powerful and energy-efficient.



CRISTAL

MODEL	FUN	SIZE/MATERIAL	MOTOR CLASS
CRIS30SS300	315.0525.366	30" Stainless Steel	300 CFM
CRIS36SS300	315.0525.362	36" Stainless Steel	300 CFM
CRIS30SS400	315.0525.367	30" Stainless Steel	400 CFM
CRIS36SS400	315.0525.363	36" Stainless Steel	400 CFM
CRIS30SS600	315.0525.365	30" Stainless Steel	600 CFM
CRIS36SS600	315.0525.364	36" Stainless Steel	600 CFM

FEATURES	PERFORMANCE	ACCESSORIES
<p>Dimensions</p> <p>Cabinet Cut Out 30" 25 1/4" W x 10" D 36" 31 1/4" W x 10" D</p> <p>Ducting</p> <p>Type Ducted/Ductless With FILTER1/ FILTERILL2</p> <p>Duct Size Vari-Duct - 6" Round Top or Rear Vent</p> <p>Lighting</p> <p>Type Energy-Efficient LED</p> <p># of Bulbs Two - 5 Watt - 1 Level</p> <p>Grease Filters</p> <p>Filter Type Mesh</p> <p>Dishwasher Safe Yes</p> <p>Easy Snap Clip Installation Clips Included</p>	<p>Motor</p> <p>No. of Fan Speeds 3</p> <p>Motor Class 300/400/600</p> <p>Auto-On/Off Fan and Lights Activate When Pulled-out and Pushed-In</p> <p>Energy-Efficient Motor Yes</p> <p>Display</p> <p>Controls Slider</p> <p>Other</p> <p>ADA Compliant With Separate Wall Switch</p> <p>Power Cord Included Yes</p>	<p>FILTER1 Charcoal Filter Kit</p> <p>FILTERILL2 Long Lasting Charcoal Filter Kit</p> <p>MUDAMPER6 6" Make-up Air Kit</p> <p>MUDAMPER8 8" Make-up Air Kit</p> <p>WIREBOX Fixed Wiring Box</p>

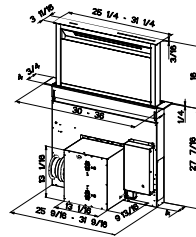


DOWN DRAFT HOODS

SCIROCCO LUX 134

SCIROCCO PLUS 135

Positioned next to the cooktop this downdraft hood is in the ideal place for efficient extraction. Additionally, the LED light bar illuminates the cooking area in front of the Scirocco Lux when in use.



SCIROCCO LUX

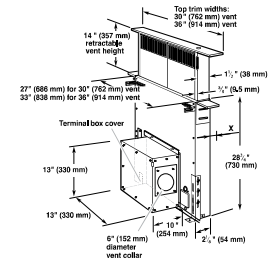
MODEL	FUN	SIZE/MATERIAL	MOTOR CLASS
SCLX3015BKNB-B	340,0481,313	30" Blk Glass w/SS	No Blower
SCLX3615BKNB-B	110,0476,866	36" Blk Glass w/SS	No Blower

BLOWERS	
IBDD600-B	Internal Blower 600 CFM PRO
RB900	Remote Blower 900 CFM - Requires WIREBOXSCLX
RB1200	Remote Blower 1200 CFM - Requires WIREBOXSCLX
AXP250	In-Line Blower 735 CFM - Requires WIREBOXSCLX & FLANGE10

FEATURES	PERFORMANCE	ACCESSORIES
Ducting		
Type	Ducted/Ductless with DUCTSCIR	
Duct Size	Vari-Duct - 6" Round Internal 10" Round Remote	
Multiple Ducting	Yes	
Lighting		
Type	Energy-Efficient LED	
# of Bulbs	Light Bar - 2 Level	
Grease Filters		
Filter Type	Mesh	
Dishwasher Safe	Yes	
Anti-Pollution Mode	24 Hour	
Motor		
No. of Fan Speeds	4	
Motor Class	PRO - 3 Options	
Perimeter Aspiration	Yes	
Reversible Motor	Yes	
Display		
Controls	Electronic Soft Touch Controls	
Intensive Speed	10 Minutes	
Delay Shut-off	30 Minutes	
Other		
ADA Compliant	With Remote Control	
Remote Control	Purchase Separately	
Power Cord Included	Yes	
MUDAMPER6 6" Make-up Air Kit		
MUDAMPER8 8" Make-up Air Kit		
MUDAMPER10 10" Make-up Air Kit		
DUCTSCIR Ductless Conversion Kit		
REMORIG Wireless Remote Control		
WIREBOXSCLX Wire Box for Remote & In-Line Blowers		
CFMRED CFM Reducer Kit 300 CFM		
CFMRED2 CFM Reducer Kit 400 CFM		
FLANGE10 Required for AXP250		
FLANGE3 10" Round to 3 1/4" x 10" Flange MUDAMPER10 for use with 900/1200 CFM motors. WIREBOXSCLX Required for SCLX with external blowers		

The Scirocco Plus downdraft hood boasts an elegant and discreet design as well as excellent extraction technology.

Designed to be built into the counter top, this downdraft hood is completely hidden.



SCIROCCO PLUS

MODEL	FUN	SIZE/MATERIAL	MOTOR CLASS
SCIR3014SSNB-B	110,0433,527	30" Stainless Steel	No Blower
SCIR3614SSNB-B	110,0433,528	36" Stainless Steel	No Blower



BLOWERS	
IBDD600-B	Internal Blower 600 CFM PRO
RB900	Remote Blower 900 CFM
RB1200	Remote Blower 1200 CFM
AXP250	In-Line Blower 735 CFM (Requires FLANGE10)

FEATURES	PERFORMANCE	ACCESSORIES
Ducting		
Type	Ducted/Ductless with DUCTSCIR	
Duct Size	Vari-Duct - 6" Round Internal 10" Round Remote	
Multiple Ducting	Yes	
Lighting		
Type	N/A	
Grease Filters		
Filter Type	Stainless Steel Mesh	
Dishwasher Safe	Yes	
Speed		
No. of Fan Speeds	Variable	
Motor Class	PRO - 3 Options	
Reversible Motor	Yes	
Display		
Controls	Variable Speed Slider with On/Off Button	
Auto-Off	Yes	
Other		
Fixed Wiring Box	Yes	
MUDAMPER6 6" Make-up Air Kit		
MUDAMPER8 8" Make-up Air Kit		
MUDAMPER10 10" Make-up Air Kit		
DUCTSCIR Ductless Conversion Kit		
CFMRED CFM Reducer Kit 300 CFM		
CFMRED2 CFM Reducer Kit 400 CFM		
FLANGE10 Required for AXP250		
FLANGE3 10" Round to 3 1/4" x 10" Flange MUDAMPER10 for use with 900 / 1200 CFM motors		



ICONIC HOODS

ZOOM	138
CHLOE	142
CYLINDRA	144
CYLINDRA ISOLA	145

ZOOM



UP & DOWN TECHNOLOGY



In open-concept kitchen and living room combos and in those where space is restricted, there is often the need to choose a suspended hood with a design matching the interior décor. Faber solves these needs by combining the function of a hood with that of a light fitting.

THERE'S A HOOD: IT'S IN THE LIGHT FITTING.

With the Up & Down technology, Faber perfectly integrates hood and light fitting, combining the needs of aspiration with those of design and lighting.

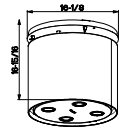
AN AMAZING SPACE-SAVING SOLUTION.

These hoods are excellent space-saving solutions capable of illuminating and enhancing any type of environment, from the most linear to the most sophisticated.





The Zoom island hoods were created to represent the perfect integration of design and well-being. The design is absolutely extraordinary and astounds the observer due to its ability to revolutionize the concept of cooktop hood lighting, transforming it into a real point of light for the kitchen area. The products are technologically advanced and perfectly shaped, offering freedom of movement within the cooking zone. In a simple movement, elegance becomes functionality.



ZOOM

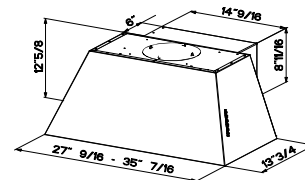


MODEL	FUN	SIZE/MATERIAL	MOTOR CLASS
ZOOMIS16SS400-B	345.0525.622	16" Stainless Steel	400 CFM


FEATURES	PERFORMANCE	ACCESSORIES
<p>Dimensions</p> <p>Ceiling Height ZOOMIS 7" Min. - 9" Min.</p> <p>Ducting</p> <p>Type Recirculating</p> <p>Duct Size Ductless Charcoal filters included</p> <p>Lighting</p> <p>Type Energy-Efficient LED</p> <p># of Bulbs Four - 1 Watt - 1 Level</p> <p>Grease Filters</p> <p>Filter Type Mesh</p> <p>Dishwasher Safe Yes</p> <p>Anti-Pollution Mode 24 Hour</p>	<p>Motor</p> <p>No. of Fan Speeds 5</p> <p>Motor Class 400</p> <p>Perimeter Aspiration Yes</p> <p>Up/Down Technology Yes</p> <p>Display</p> <p>Controls LED Digital</p> <p>Intensive Speed 10 Minutes</p> <p>Delay Shut-off 30 Minutes</p> <p>Other</p> <p>ADA Compliant With Remote Control</p> <p>Remote Control Included</p> <p>Fixed Wiring Box Yes</p>	<p>FILTER1 Replacement Charcoal Filter Kit</p> <p>FILTERILL2 Long Lasting Charcoal Filter Kit</p>



The Chloe combines innovative technology with a rustic style. The Faber extraction technology, Perimeter Aspiration, means that Chloe is a reliable addition to the kitchen. With the ability to be ducted or used in recirculating mode, the Chloe would make a stunning addition to any kitchen design.



CHLOE



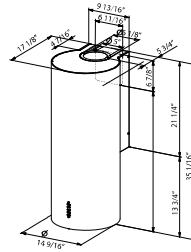
MODEL	FUN	SIZE/MATERIAL	MOTOR CLASS
CHLO28BK600	321.0516.385	28" Painted Black	600 CFM
CHLO36BK600	321.0556.734	36" Painted Black	600 CFM

FEATURES	PERFORMANCE	ACCESSORIES
<p>Dimensions</p> <p>Ceiling Height See page 148</p> <p>Canopy Depth-Height 13 3/4" D x 12 3/4" H</p> <p>Ducting</p> <p>Type Ducted/Ductless With FILTER1/FILTERILL2</p> <p>Duct Size Vari-Duct 6" Top or Rear Vent</p> <p>Lighting</p> <p>Type LED Light Bar</p> <p># of Bulbs One - 3 Watt - 2 level</p> <p>Light Dimmer Yes</p> <p>Grease Filters</p> <p>Filter Type Mesh</p> <p>Dishwasher Safe Yes</p> <p>Filter Wash Alarm Yes</p>	<p>Motor</p> <p>No. of Fan Speeds 4</p> <p>Motor Class 600</p> <p>Perimeter Aspiration Yes</p> <p>Energy-Efficient Motor Yes</p> <p>Display</p> <p>Controls LED Digital</p> <p>Intensive Speed 10 Minutes</p> <p>Other</p> <p>ADA Compliant With Remote Control</p> <p>Remote Control Purchase Separately</p> <p>Fixed Wiring Box Yes</p>	<p>FILTER1 Charcoal Filter Kit</p> <p>FILTERILL2 Long Lasting Charcoal Filter Kit</p> <p>CHIMCHBK Black Chimney Kit (14 1/8" x 29 3/8"H)</p> <p>CFMRED CFM Reducer Kit 300 CFM</p> <p>CFMRED2 CFM Reducer Kit 400 CFM</p> <p>REMORIG Wireless Remote Control</p> <p>MUDAMPER6 6" Make-up Air Kit</p> <p>MUDAMPER8 8" Make-up Air Kit</p> <p>MUDAMPER10 10" Make-up Air Kit</p>



This beautiful stainless steel Cyindra wall hood features energy-saving LED lighting to illuminate the cooktop below.

Alongside four extraction settings, the Cyindra also includes an intensive speed function to boost extraction power. The Perimeter Aspiration technology helps to reduce the hood's noise and increase extraction efficiency.



CYLINDRA




MODEL	FUN	SIZE/MATERIAL	MOTOR CLASS
CYLN15SS600	335.0598.084	15" Stainless Steel	600 CFM PRO

FEATURES	PERFORMANCE	ACCESSORIES
Dimensions	Motor	FILTER2
Ceiling Height See page 148	No. of Fan Speeds 4	Charcoal Filter Kit
Ducting	Motor Class PRO 600 Metal Impellers	CFMRED
Type Ducted/Ductless with FILTER2	Perimeter Aspiration Yes	CFM Reducer Kit 300 CFM
Duct Size Vari-Duct 6" Round Top	Display	CFMRED2
Lighting	Controls LED Digital	CFM Reducer Kit 400 CFM
Type Energy-Efficient LED	Intensive Speed 10 Minutes	REMORIG
# of Bulbs Two - 1 Watt - 2 level	Other	Wireless Remote Control
Grease Filters	ADA Compliant With Remote Control	MUDAMPER6
Filter Type Mesh	Remote Control Purchase Separately	6" Make-up Air Kit
Dishwasher Safe Yes	Fixed Wiring Box Yes	MUDAMPER8
Anti-Pollution Mode 24 Hour		8" Make-up Air Kit
Filter Wash Alarm Yes		



With a cylindrical body which is mounted directly to the ceiling, the Cyindra Isola is a slim line, modern design cooker hood that is perfect for island kitchen designs.

Two LED lights are fitted to the hood to light up the cooktop perfectly and a remote control is available as an accessory to provide maximum ease of use.



CYLINDRA ISOLA



MODEL	FUN	SIZE/MATERIAL	MOTOR CLASS
CYLNIS15SS600	335.0598.085	15" Stainless Steel	600 CFM PRO

FEATURES	PERFORMANCE	ACCESSORIES
Dimensions	Speed	FILTER2
Ceiling Height See page 148	No. of Fan Speeds 4	Charcoal Filter Kit
Ducting	Motor Class PRO 600 Metal Impellers	CFMRED
Type Ducted/Ductless with FILTER2	Perimeter Aspiration Yes	CFM Reducer Kit 300 CFM
Duct Size Vari-Duct 6" Round Top	Display	CFMRED2
Lighting	Controls LED Digital	CFM Reducer Kit 400 CFM
Type Energy-Efficient LED	Intensive Speed 10 Minutes	REMORIG
# of Bulbs Two - 1 Watt - 2 level	Other	Wireless Remote Control
Grease Filters	ADA Compliant With Remote Control	MUDAMPER6
Filter Type Mesh	Remote Control Purchase Separately	6" Make-up Air Kit
Dishwasher Safe Yes	Fixed Wiring Box Yes	MUDAMPER8
Anti-Pollution Mode 24 Hour		8" Make-up Air Kit
Filter Wash Alarm Yes		

FABER FACTS
ACCESSORY GUIDE

Model #	Item Description	Includes	Models Compatible with
BACK30	Backsplash 30"	Telescoping backsplash and hardware	Breva Pro 30" ONLY
BACK36	Backsplash 36"	Telescoping backsplash and hardware	Breva Pro 36" ONLY
BACK48	Backsplash 48"	Telescoping backsplash and hardware	Breva Pro 48" ONLY
CFMRED	Cfm Reducer Kit	Reducer	Camino Pro, ChLoe, Cylindra, Cylindra Isola, Diamante, Scirocco Plus, Scirocco Lux,
CFMRED2	Cfm Reducer Kit	Reducer	Camino Pro, ChLoe, Cylindra, Cylindra Isola, Diamante, Scirocco Plus, Scirocco Lux,
CHIM2224	SS Chimney Kit 36" - 8 - 9 feet	Chimney And Hardware	Camino Pro 36 ONLY
CHIM2248	SS Chimney Kit 36" - 9 - 11 feet	Chimney And Hardware	Camino Pro 36 ONLY
CHIM3424	SS Chimney Kit 48" - 8 - 9 feet	Chimney And Hardware	Camino Pro 48 ONLY
CHIM3448	SS Chimney Kit 48" - 9 - 11 feet	Chimney And Hardware	Camino Pro 48 ONLY
CHIMCHBK	Black Chimney Kit	Chimney And Hardware	ChLoe BK
DUCT2	Ductless Kit	Chimney, Diverter, Vent Grids, Charcoal	Dama Isola, Glassy Isola
DUCT4	Ductless Kit	Charcoal, Diverter	Dama, Stilo, Stilo Glass, Tratto
DUCT5	Ductless Kit	Charcoal, Diverter	Nova Pro
DUCTCLPL	Ductless Kit	Charcoal, Diverter	Classica Plus, Tender
DUCTDIAM	Ductless Kit	Chimney, Diverter, Grids, Charcoal	Diamante
DUCTGRT304	Ductless Vent Grate Recirc. Kit 30" (adds 4" Height)	Ductless Grate, Charcoal Filters, Hardware	Breva Pro 30" ONLY
DUCTGRT364	Ductless Vent Grate Recirc. Kit 36" (adds 4" Height)	Ductless Grate, Charcoal Filters, Hardware	Breva Pro 36" ONLY
DUCTSCIR	Ductless Kit	Transition Box, Kick Plate, Charcoal	Scirocco Lux, Scirocco Plus
FILTER1	Charcoal Filter	Charcoal	Camino Pro, ChLoe, Classica Plus, Cristal, Inca HC, Inca SD, Inca In Light, Inca Lux, Inca Lux Plus, Inca Pro 18, Inca Pro Plus, Inca Smart SS, High-Light, Nova Pro, Stratus, Tender, Zoom
FILTERILL2	Long Lasting Charcoal Filter	Charcoal	Camino Pro, ChLoe, Classica Plus, Cristal, Inca HC, Inca SD, Inca In Light, Inca Lux, Inca Lux Plus, Inca Pro 18, Inca Pro Plus, Inca Smart SS, High-Light, Nova Pro, Stratus, Tender, Zoom
FILTER2	Charcoal Filter	Charcoal	Cylindra, Cylindra Isola, Dama, Dama Isola, Diamante, Glassy Isola, Stilo, Stilo Glass, Tratto
FILTER4	Charcoal Filter	Charcoal	Inca Smart GR / SS 240 cfm
FILTER5	Charcoal Filter	Charcoal	Levante G, Levante 2, Tivano
FILTER6	Charcoal Filter	Charcoal	Breva Pro
FILTER7	Charcoal Filter Round Flexa	Charcoal	Flexa
FILTER8	Charcoal Filter Levante E	Charcoal	Levante E
FLANGE10	Duct Plate	10" Duct plate	High-Light, Scirocco Lux, Scirocco Plus, Stratus
FLANGE3	3 1/4" x 10" transition	10" Round to 3 1/4" x 10" Rectangle Flange	High-Light, Scirocco Lux, Scirocco Plus, Stratus
HIGH2	High Ceiling Chimney Kit	1 Tall Upper Chimney And Internal Structure	Dama Isola, Glassy Isola

FABER FACTS
ACCESSORY GUIDE

Model #	Item Description	Includes	Models Compatible with
HIGH3	High Ceiling Chimney Kit	2 Tall Chimneys	Dama, Nova Pro, Stilo, Stilo Glass, Tratto
HIGHCLPL	High Ceiling Chimney Kit	2 Tall Chimneys	Classica Plus
HIGHDIAM	High Ceiling Chimney Kit	1 Tall Upper Chimney	Diamante
HIGHTNDR	High Ceiling Chimney Kit	1 Tall Upper Chimney	Tender
INLBKIT	In-Line Blower Kit	10" Duct Plate With Wiring Box	Inca Pro Plus
LINE30ST	Standard Liner 30"	Liner With Hardware	Inca HC 29, Inca In Light 28, Inca Lux 28, Inca Lux Plus, Inca SD 29, Inca Smart 28
LINE36PT	Pro Liner 36"	Liner With Hardware	Inca HC 35, Inca In Light 35, Inca Lux 35, Inca SD 35
LINE36ST	Standard Liner 36"	Liner With Hardware	Inca HC 29, Inca In Light 28, Inca Lux 28, Inca Lux Plus, Inca SD 29, Inca Smart 28
LINSPT301228	Self Supporting Liner 30" x 12"	30" wide self supporting liner with hardware (check model compatibility)	Inca Smart 28, Inca In Light 28, Inca Lux 28, Inca Lux Plus
LINSPT361228	Self Supporting Liner 30" x 12"	36" wide self supporting liner with hardware (check model compatibility)	Inca Smart 28, Inca In Light 28, Inca Lux 28, Inca Lux Plus
MUDAMPERIO	10" Make Up Air Damper	Damper, Switch And Transformer	Breva Pro, High-Light, Inca Pro 18, Inca Pro Plus, Scirocco Lux, Scirocco Plus, Stratus, Camino Pro
MUDAMPER6	6" Make Up Air Damper	Damper, Switch And Transformer	Camino Pro, ChLoe, Classica Plus, Cristal, Cylindra, Cylindra Isola, Dama, Dama Isola, Diamante, Glassy Isola, High-Light, Inca HC, Inca In Light, Inca Lux, Inca Lux Plus, Inca SD, Inca Pro Plus, Nova Pro, Scirocco Lux, Scirocco Plus, Stilo, Stilo Glass, Stratus, Tender, Tratto,
MUDAMPER8	8" Make Up Air Damper	Damper, Switch And Transformer	Breva Pro, Camino Pro, ChLoe, Classica Plus, Cristal, Cylindra, Cylindra Isola, Dama, Dama Isola, Diamante, Glassy Isola, High-Light, Inca HC, Inca In Light, Inca Lux, Inca Lux Plus, Inca SD, Inca Pro Plus, Nova Pro, Scirocco Lux, Scirocco Plus, Stilo, Stilo Glass, Stratus, Tender, Tratto
REMORIG	Wireless Remote Control	Remote Control	Breva Pro, ChLoe, Classica Plus, Cylindra, Cylindra Isola, Dama, Dama Isola, Glassy Isola, Inca HC, Inca Lux, Inca Lux Plus, Inca Pro 18, Inca SD, Levante II, Nova Pro, Scirocco Lux, Stilo, Stilo Glass, Tender, Tivano, Tratto
TELEPRO30	Telescopic Chimney Kit 30"	(2) Telescopic chimneys and hardware	Breva Pro 30" ONLY
TELEPRO36	Telescopic Chimney Kit 36"	(2) Telescopic chimneys and hardware	Breva Pro 36" ONLY
TELEPRO48	Telescopic Chimney Kit 48"	(2) Telescopic chimneys and hardware	Breva Pro 48" ONLY
WIREBOX	Fixed Wiring Box	Wiring Box With Hood Cabling	Classica Plus, Cristal, Dama, Inca HC, Inca Lux, Inca Lux Plus, Inca In Light, Inca Pro 18, Inca SD, Inca Smart, Nova Pro, Stilo, Stilo Glass, Tender, Tratto
WIREBOX2	Fixed Wiring Box	Wiring Box With Hood Cabling	Breva Pro ONLY
WIREBOX3	Fixed Wiring Box	Wiring Box With Hood Cabling	Inca Lux, Inca Lux Plus
WIREBOXSCLX	Fixed Wire Box (Rb Only)	Wiring Box With Hood Cabling	Scirocco Lux

FABER FACTS

CEILING MINIMUM / MAXIMUM HEIGHTS

	Ducted Minimum 24" OFF	Ducted Maximum 30" OFF	Recirculating Minimum 24" OFF	Recirculating Maximum 30" OFF	High Ceiling Minimum 24" OFF	High Ceiling Maximum 30" OFF
WALL CHIMNEY						
Breva Pro 11 *	6' 11"	8' 4"	6' 11"	8' 4"	N/A	N/A
Breva Pro 18 *	7' 6"	8' 11"	7' 6"	8' 11"	N/A	N/A
Chloe*	7' 2 3/8"	8' 8 3/8"	7' 2 3/8"	8' 8 3/8"	N/A	N/A
Camino 24" tall *	7' 7"	8' 11 7/8"	7' 7"	8' 11 7/8"	N/A	N/A
Camino 48" tall *	8' 1"	10' 11 7/8"	8' 1"	10' 11 7/8"	N/A	N/A
Classica Plus	7' 5 3/8"	9' 5 1/4"	7' 9 1/8"	9' 5 1/4"	8' 11 1/8"	11' 8 1/8"
Cylindra	7' 11 1/8"	8' 5 1/8"	7' 11 1/8"	8' 5 1/8"	N/A	N/A
Dama	7' 2 3/8"	9' 1/8"	7' 7 1/8"	9' 1/8"	9' 1 3/8"	11' 2 5/8"
Diamante	7' 5 3/4"	8' 9 3/4"	7' 11 3/8"	8' 10 1/2"	9' 4 3/8"	10' 8 3/8"
Nova Pro	7' 5"	8' 11 3/8"	7' 5"	8' 11 3/8"	9' 3/8"	11' 8 7/8"
Stilo	7' 8 1/8"	9' 3/4"	7' 8 1/8"	9' 3/4"	8' 9 3/8"	11' 3/8"
Stilo Glass	7' 8 1/8"	9' 3/4"	7' 8 1/8"	9' 3/4"	8' 9 3/8"	11' 3/8"
Tender	7' 7 1/2"	9' 10 3/4"	8' 2 3/8"	9' 10 3/4"	9' 6 1/8"	11' 3 1/8"
Tratto	7' 8 1/8"	9' 3/8"	7' 8 1/8"	9' 3/8"	8' 8 1/8"	11' 3/8"
ISLAND CHIMNEY						
Cylindra Isola	7' 6 3/8"	8' 11 13/16"	7' 10 1/4"	8' 11 13/16"	N/A	N/A
Dama Isola	7' 8 1/4"	9' 3"	8' 5/8"	9' 3"	10' 3/8"	10' 10 1/8"

	Ducted Minimum 35" OFF	Ducted Maximum 72" OFF	Recirculating Minimum 35" OFF	Recirculating Maximum 72" OFF	High Ceiling Minimum N/A	High Ceiling Maximum N/A
CEILING HOOD						
High-Light Isola	5' 11"	9' 0"	5' 11"	9' 0"	N/A	N/A
Stratus Isola	5' 11"	9' 0"	5' 11"	9' 0"	N/A	N/A

NOTE: all minimums at 24" off the stove, maximums at 30" off the stove (except ceiling hoods)

NOTE: *Chloe & Camino includes Chimney Duct Cover Accessory (sold separately)

NOTE: Island Hoods can be adjusted to lower min. Refer to specific model's U&C Guide.

NOTE: For planning purposes only, see install instructions for final heights

		Faber Products	
<i>Model Number</i>	<i>Type</i>		
Model Number	Type	Range Hoods	2.80
BREV301SS600	Wall	30" wide x 11" tall PRO canopy wall hood with PRO VAM blower (600/395/295) App enabled	\$ 2,282
BREV308SS600	Wall	30" wide x 18" tall PRO canopy wall hood with PRO VAM blower (600/395/295) App enabled	\$ 2,730
BREV361SS600	Wall	36" wide x 11" tall PRO canopy wall hood with PRO VAM blower (600/395/295) App enabled	\$ 2,422
BREV368SS600	Wall	36" wide x 18" tall PRO canopy wall hood with PRO VAM blower (600/395/295) App enabled	\$ 2,870
BREV48SS1200	Wall	48" wide x 18" tall PRO canopy wall hood with PRO VAM blower (1200/395/295) App enabled	\$ 3,823
CAPR36SS1200	Wall	36" wide PRO canopy wall hood with 1200 CFM PRO class blower	\$ 2,940
CAPR36SS600	Wall	36" wide PRO canopy wall hood with 600 CFM PRO class blower	\$ 2,492
CAPR48SS1200	Wall	48" wide PRO canopy wall hood with 1200 CFM PRO class blower	\$ 3,542
CHLO28BK600	Wall	28" wide designer series wall hood painted black with 600 CFM class blower	\$ 2,002
CHLO36BK600	Wall	36" wide designer series wall hood painted black with 600 CFM class blower	\$ 2,142
CLPL30SSV2	Wall	30" wide pyramid shape wall hood with VAM blower (600/395/295) , new LED & controls	\$ 1,189
CLPL36SSV2	Wall	36" wide pyramid shape wall hood with VAM blower (600/395/295), new LED & controls	\$ 1,329
CRIS30SS300	Slide Out	30" wide slide out under cabinet hood with 300 CFM class blower	\$ 1,105
CRIS30SS400	Slide Out	30" wide slide out under cabinet hood with 400 CFM class blower	\$ 1,119
CRIS30SS600	Slide Out	30" wide slide out under cabinet hood with 600 CFM class blower	\$ 1,133
CRIS36SS300	Slide Out	30" wide slide out under cabinet hood with 300 CFM class blower	\$ 1,161
CRIS36SS400	Slide Out	36" wide slide out under cabinet hood with 400 CFM class blower	\$ 1,189
CRIS36SS600	Slide Out	36" wide slide out under cabinet hood with 600 CFM class blower	\$ 1,203
CYLN15SS600	Wall	15" diameter round wall hood with 600 CFM PRO class blower	\$ 2,646
CYLNIS15SS600	Island	15" diameter round island hood with 600 CFM PRO class blower	\$ 3,010
DAMA30SSV	Wall	30" wide pyramid shape wall hood with VAM blower (600/395/295)	\$ 1,371
DAMA36SSV	Wall	36" wide pyramid shape wall hood with VAM blower (600/395/295)	\$ 1,469
DAMA30SSV2	Wall	30" wide pyramid shape wall hood with VAM blower (600/395/295), new blower, LED & controls	\$ 1,539
DAMA36SSV2	Wall	36" wide pyramid shape wall hood with VAM blower (600/395/295), new blower, LED & controls	\$ 1,679
DAMAI36SSV	Island	36" wide pyramid shape island hood with VAM blower (600/395/295)	\$ 2,520
DIAM30SS	Wall	30" wide pyramid shape wall hood with 600 CFM class blower	\$ 1,679
DIAM36SS	Wall	36" wide pyramid shape wall hood with 600 CFM class blower	\$ 1,778
FLEX24SS300	Under Cabinet	FLEXA 24" SS wide slide out under cabinet hood with 300 CFM class blower	\$ 657
FLEX30SS300	Under Cabinet	FLEXA 30" SS wide slide out under cabinet hood with 300 CFM class blower	\$ 699
HILTIS36SSNB	Island	36" wide X 19" depth ceiling mount stainless steel island hood (blower sold separately)	\$ 3,164
HILTIS36WHNB	Island	36" wide X 19" depth ceiling mount white island hood (blower sold separately)	\$ 3,234
INHC29SSV	Insert	29" wide insert hood with VAM blower (600/395/295)	\$ 1,105
INHC35SSV	Insert	35" wide insert hood with VAM blower (600/395/295)	\$ 1,175
INLP28SSV	Insert	28" wide insert hood with VAM blower (600/395/295), App enabled	\$ 1,960
INLT21SSV	Insert	21" wide insert hood with VAM blower (600/395/295)	\$ 1,595
INLT28SSV	Insert	28" wide insert hood with VAM blower (600/395/295)	\$ 1,679
INLT35SSV	Insert	35" wide insert hood with VAM blower (600/395/295)	\$ 1,763
INLX21SSV2	Insert	21" wide insert hood with VAM blower (600/395/295), redesign, new LED & blower	\$ 1,259

INLX28SSV2	Insert	28" wide insert hood with VAM blower (600/395/295), redesign, new LED & blower	\$ 1,329
INLX35SSV2 *	Insert	35" wide insert hood with VAM blower (600/395/295), redesign, new LED & blower <i>*Precio de promoción</i>	\$ 1,212
INPL3019SSNB-B - IB600	Insert	30" wide X 19" depth pro series insert hood <i>(IB600 incluido por promoción)</i>	\$ 1,161
INPL32SSV	Insert	32" wide X 18" depth pro series insert hood (1200 CFM included, NO VAM)	\$ 2,240
INPL3619SSNB-B - IB600	Insert	36" wide X 19" depth pro series insert hood <i>(IB600 incluido por promoción)</i>	\$ 1,259
INPL3622SSNB-B - IB600	Insert	36" wide X 22" depth pro series insert hood <i>(IB600 incluido por promoción)</i>	\$ 1,329
INPL4219SSNB-B - IB600	Insert	42" wide X 19" depth pro series insert hood <i>(IB600 incluido por promoción)</i>	\$ 1,441
INPL44SSV	Insert	44" wide X 18" depth pro series insert hood (1200 CFM included, NO VAM)	\$ 2,520
INPL4819SSNB-B - IB600	Insert	48" wide X 19" depth pro series insert hood <i>(IB600 incluido por promoción)</i>	\$ 1,595
INPL4822SSNB-B - IB600	Insert	48" wide X 22" depth pro series insert hood <i>(IB600 incluido por promoción)</i>	\$ 1,665
INSD29SSV	Insert	29" wide pro series insert hood with VAM blower (600/395/295)	\$ 1,371
INSD35SSV	Insert	35" wide pro series insert hood with VAM blower (600/395/295)	\$ 1,441
INSM21GR240	Insert	21" wide insert hood gray with 240 CFM class blower	\$ 447
INSM28GR240	Insert	28" wide insert hood gray with 240 CFM class blower	\$ 475
INSP28SS240	Insert	28" wide insert hood stainless steel with 240 CFM class blower	\$ 573
INSP28SS400	Insert	28" wide insert hood stainless steel with 400 CFM class blower	\$ 769
INSP28SS600	Insert	28" wide insert hood stainless steel with 600 CFM class blower	\$ 839
LEVE24SS200	Under Cabinet	Levante Entry 24" wide SS under cabinet hood with 200 CFM class blower (ducted / ductless)	\$ 284
LEVE24WH200	Under Cabinet	Levante Entry 24" wide White under cabinet hood with 200 CFM class blower (ducted / ductless)	\$ 269
LEVE30SS200	Under Cabinet	Levante Entry 30" wide SS under cabinet hood with 200 CFM class blower (ducted / ductless)	\$ 329
LEVE30WH200	Under Cabinet	Levante Entry 30" wide White under cabinet hood with 200 CFM class blower (ducted / ductless)	\$ 299
LEVG24SS300	Under Cabinet	Levante G 24" wide SS under cabinet hood with 300 CFM class blower	\$ 447
LEVG30SS300	Under Cabinet	Levante G 30" wide SS under cabinet hood with 300 CFM class blower	\$ 461
LEVT30SS395	Under Cabinet	Levante II 30" wide SS under cabinet hood with 400 CFM class blower (ducted / ductless)	\$ 629
LEVT36SS395	Under Cabinet	Levante II 36" wide SS under cabinet hood with 400 CFM class blower (ducted / ductless)	\$ 671
NOPR30SSV	Wall	30" wide pyramid shape wall hood PRO VAM blower (600/395/295)	\$ 1,441
NOPR36SSV	Wall	36" wide pyramid shape wall hood PRO VAM blower (600/395/295)	\$ 1,581
SCIR3014SSNB-B	Downdraft	30" wide downdraft stainless steel hood (blower sold separately)	\$ 2,212
SCIR3614SSNB-B	Downdraft	36" wide downdraft stainless steel hood (blower sold separately)	\$ 2,282
SCLX3015BKNB-B	Downdraft	30" wide downdraft black glass hood (blower sold separately)	\$ 3,234
SCLX3615BKNB-B	Downdraft	36" wide downdraft black glass hood (blower sold separately)	\$ 3,304
STGL30SSV	Wall	30" wide Black glass / SS - T-shape chimney wall hood with VAM blower (600/395/295), App enabled	\$ 1,890
STGL36SSV	Wall	36" wide Black glass / SS - T-shape chimney wall hood with VAM blower (600/395/295), App enabled	\$ 2,030
STIL24SSV2	Wall	Stilo SSV2 - 24" wide T-shape chimney wall hood with VAM blower (600/395/295)	\$ 1,035
STIL30SSV2	Wall	Stilo SSV2 - 30" wide T-shape chimney wall hood with VAM blower (600/395/295)	\$ 1,189
STIL36SSV2	Wall	Stilo SSV2 - 36" wide T-shape chimney wall hood with VAM blower (600/395/295)	\$ 1,259
STIL48SSV2	Wall	Stilo SSV2 - 48" wide T-shape chimney wall hood with VAM blower (600/395/295)	\$ 1,609
STRTIS36SSNB-IB600	Island	36" wide X 19" depth ceiling mount stainless steel island hood <i>(IB600 incluido por promoción)</i>	\$ 2,716
STRTIS36WHNB-IB600	Island	36" wide X 19" depth ceiling mount white glass island hood <i>(IB600 incluido por promoción)</i>	\$ 3,164
STRTIS48SSNB-IB600	Island	48" wide X 27" depth ceiling mount stainless steel island hood <i>(IB600 incluido por promoción)</i>	\$ 2,940
STRTIS48WHNB-IB600	Island	48" wide X 27" depth ceiling mount white glass island hood <i>(IB600 incluido por promoción)</i>	\$ 3,388
TEND30SSV	Wall	30" wide rounded pyramid shape wall hood with VAM blower (600/395/295)	\$ 1,259
TEND36SSV	Wall	36" wide rounded pyramid shape wall hood with VAM blower (600/395/295)	\$ 1,329
TRAT30SSV	Wall	30" wide glass wall hood with VAM blower (600/395/295)	\$ 1,329

TRAT36SSV	Wall	36" wide glass wall hood with VAM blower (600/395/295)	\$ 1,469
TVNO30SS395	Under Cabinet	30" wide under cabinet hood with 395 CFM class blower (ducted / ductless)	\$ 1,105
TVNO36SS395	Under Cabinet	36" wide under cabinet hood with 395 CFM class blower (ducted / ductless)	\$ 1,231
ZOOMIS16SS400-B	Island	16" diameter round up/down motion island hood (no ceiling lights) and 400 CFM class blower (ductless only)	\$ 3,528
Model Number	Type	Blowers	
AXP250 - ILB735	In-Line	Inline Blower - 10" duct with 735 CFM	\$ 889
IB1200	Internal	Internal blower motor - 1200 CFM PRO class blower	\$ 783
IB300	Internal	Internal blower motor - 300 CFM class blower	\$ 419
IB400	Internal	Internal blower motor - 400 CFM class blower	\$ 433
IB600	Internal	Internal blower motor - 600 CFM PRO class blower	\$ 447
IB600PR		1200 CFM Pro Motor (ONLY - BREV368SS600 - adds a second blower)	\$ 735
IBDD600-B	Internal Downdraft	Internal downdraft blower motor - 600 CFM PRO class blower	\$ 531
RB1200	Remote	Remote blower motor - 1200 CFM class blower	\$ 1,778
RB900	Remote	Remote blower motor - 900 CFM class blower	\$ 1,511
Model Number	Type	Accessories	
BACK30		Backsplash 30" W - Adjustable 22" - 38" H	\$ 293
BACK36		Backsplash 36" W - Adjustable 22" - 38" H	\$ 307
BACK48		Backsplash 48" W - Adjustable 22" - 38" H	\$ 447
CFMRED		CFM reducer - 600 to 300 CFM (check model compatibility)	\$ 65
CFMRED2		CFM reducer - 600 to 400 or 400 to 300 CFM (check model compatibility)	\$ 65
CHIM2224		Camino Chimney 22" W up to 24" tall	\$ 359
CHIM2248		Camino Chimney 22" W by 24 to 48" tall	\$ 440
CHIM3424		Camino Chimney 34" W up to 24" tall	\$ 440
CHIM3448		Camino Chimney 34" W by 24 to 48" tall	\$ 545
CHIMCHBK		Black Chimney for CHLOE Hood	\$ 266
DUCT2		Bella Isola, Dama Isola, Glassy Isola, Stilo Isola, & Tratto Isola ductless kit	\$ 254
DUCT4		Dama, Bella, Glassy, Stilo & Tratto ductless kit	\$ 81
DUCT5		Nova Pro ductless kit	\$ 110
DUCTCLPL		Classica Plus & Tender ductless kit	\$ 110
DUCTDIAM		Diamante ductless kit	\$ 231
DUCTGRT304		Breva Ductless Vent Grate Recirc. Kit 30" (adds 4" Height)	\$ 377
DUCTGRT364		Breva Ductless Vent Grate Recirc. Kit 36" (adds 4" Height)	\$ 391
DUCTSCIR		Scirocco Lux & Scirocco Plus ductless kit	\$ 533
FILTER1		Charcoal filter (check model compatibility)	\$ 81
FILTER1LL2		Charcoal filter (check model compatibility)	\$ 238
FILTER2		Charcoal filter (check model compatibility)	\$ 62
FILTER4		Charcoal filter for Inca Smart	\$ 52
FILTER5		Charcoal filter Levante I & Levante II	\$ 52
FILTER6		Breva Charcoal filter	\$ 83
FILTER7		Charcoal Filter Round Flexa (check model compatibility)	\$ 80
FILTER8		Charcoal Filter Levante E	\$ 52
FLANGE10		10" duct plate for Stratus	\$ 126
FLANGE3		10" Round to 3 1/4" x 10" Rectangle Flange	\$ 210
HIGH2		1 tall upper chimney & internal structure kit (check model compatibility)	\$ 672
HIGH3		2 tall chimneys for Bella, Dama, Glassy, Nova, Orizzonte, Stilo, Tratto	\$ 315

HIGHCLPL		2 tall chimneys for Classica Plus	\$ 315
HIGHDIAM		1 tall upper chimney for Diamante	\$ 264
HIGHTNDR		1 tall upper chimney for Tender	\$ 169
INLBKIT		In-Line blower kit (10" duct plate with wiring box) for Inca Pro Plus	\$ 175
LINE30ST		30" wide standard liner with hardware (check model compatibility)	\$ 223
LINE36PT		36" wide standard liner with hardware for 35" Hoods	\$ 260
LINE36ST		36" wide standard liner with hardware for 28" and 29" Hoods	\$ 260
LINSPT301228		30" wide self supporting liner with hardware (check model compatibility)	\$ 231
LINSPT361228		36" wide self supporting liner with hardware (check model compatibility)	\$ 247
MUDAMPER10		10" make up air damper, switch & transformer (check model compatibility)	\$ 867
MUDAMPER6		6" make up air damper, switch & transformer (check model compatibility)	\$ 745
MUDAMPER8		8" make up air damper, switch & transformer (check model compatibility)	\$ 774
REMORIG		Wireless remote control (check model compatibility)	\$ 87
TELEPRO30		Breva Telescopic Chimney Kit 30" W x 12" - 23" H	\$ 517
TELEPRO36		Breva Telescopic Chimney Kit 36" W x 12" - 23" H	\$ 545
TELEPRO48		Breva Telescopic Chimney Kit 48" W x 12" - 23" H	\$ 587
WIREBOX		Wiring box with hood cabling (check model compatibility)	\$ 91
WIREBOX2		Fixed Wire Box Breva	\$ 105
WIREBOX3		Fixed Wire Box INLXSSV2, INLP28SSV ONLY	\$ 91
WIREBOXSCLX		Wiring box with hood cabling for Scirocco Lux	\$ 94

TÉRMINOS Y CONDICIONES DE COMPRA

PAGOS.

- La orden de compra se dará como confirmada hasta recibir un anticipo y el cliente reciba confirmación de dicho pago.
- Una vez que se haya recibido la confirmación de sus pedidos por escrito, no se aceptan cambios o cancelaciones
- Para ordenes de producto especiales fuera de línea será necesario el pago del 100%.

DEVOLUCIONES.

- Toda la devolución debe tener una autorización previa por escrito por parte de LECROM.
- Únicamente se aceptan devoluciones de productos que manejamos de línea y bajo discreción de LECROM, quien se puede reservar el derecho a no aceptar la devolución.
- Es necesario que el producto a devolver se encuentre en perfecto estado, así como su empaque, es decir, en condiciones de venderse como producto nuevo.
- Toda devolución causará un 20% de cargo.
- Toda devolución debe ser hecha con flete pagado por quien lo envía y asumir el riesgo de envío; si el producto presenta algún daño, no se aceptará y por consiguiente no se emitirá ninguna nota de crédito.
- No se aceptan devoluciones después de 30 días de haber recibido el material.
- El equipo deberá revisarse en su parte estética en el momento de ser recibido, de lo contrario LECROM se deslinda de responsabilidad.

LOGÍSTICA

- El tiempo de entrega en equipos varía según disponibilidad de nuestros proveedores.
- Flete sin costo sin mínimo de compra para CDMX, Guadalajara y Monterrey.
- Para todos los demás destinos se cobra flete y este deberá ser pagado directamente por el cliente a la paquetería.
- Todas las entregas son en consolidado en horario abierto de lunes a viernes de 9:00 a 18:00hrs.
- HOMEA únicamente realizará entregas a pie de camión en tiendas, almacenes, fabrica, y domicilio de cliente final.
- No nos hacemos responsables por los riesgos del transporte, por lo que es necesario inspeccionar perfectamente la mercancía recibida, y en caso de ser necesaria, efectuar la reclamación con anotación en la guía y fotografías del daño.
- Solo en caso de que la mercancía recibida sea mayor a 10 piezas se otorgará un plazo de 48 horas para su reclamación.
- Para las recolecciones en el almacén de HOMEA, se requiere previa cita con 24 horas de anticipación, sin excepción.
- HOMEA se deslinda de responsabilidad sobre los equipos al momento de salir de sus instalaciones.
- Cualquier seguro para garantizar la integridad de los equipos, se cotiza por separado.
- En caso de no contratar seguro será bajo responsabilidad del cliente, HOMEA únicamente se compromete a proporcionar toda la información del envío para cualquier aclaración (evidencias y documentos de salida).

ALMACENAJE

- Una vez hecho el pedido, la mercancía será embarcada de inmediato cuando se encuentre en stock, en caso contrario, será embarcada cuando se reciba en nuestras bodegas, sin excepción alguna. De lo contrario, el equipo será liberado a la venta y HOMEA podrá disponer del mismo, por lo que el cliente queda sujeto a disponibilidad o en espera del próximo embarque sin fecha de compromiso para nueva entrega.
- Si el pedido no es entregado, ni tampoco requerido para venta por parte de HOMEA, se aplicará un costo de almacenaje de \$3,500 pesos + IVA por tarima mensual.

GARANTÍA

- Un año de garantía a partir de la fecha factura, siempre y cuando el equipo esté bien instalado.
- El costo por mano de obra de instalación está incluido en máquinas de hielo y dispensadores de cerveza únicamente.
- El cliente deberá pagar los viáticos del técnico en caso de que no existan técnicos autorizados en su ciudad.
- Los componentes electrónicos no entran dentro de la garantía si hubo cambio de voltaje
- Al momento del pago o anticipo de esta orden de compra el cliente acepta todas las condiciones arriba mencionadas sin excepción alguna.
- El cliente cuenta con 7 días calendario para revisar que la mercancía se recibió en buen estado, después de este tiempo no se aceptan reclamaciones y no habrá garantía por parte de HOMEA.