



**BOSCH**

# Lista de Precios 2026

COD-20012026

**H**OMEA  
PREMIUM

**HOMEA**

[www.homea.mx](http://www.homea.mx)

Email: [ventas@homea.mx](mailto:ventas@homea.mx)

Whatsapp: (446)144.6318

Tel: (442)216.3552

Lada sin Costo: 01(800)701.2121



# REFRIGERATORS



## BOTTOM FREEZER

This price list supersedes all previous price lists. Prices listed herein do not include applicable state or local taxes.

Model Number	Description	PRICE
--------------	-------------	-------

### All Bosch Counter-Depth Two Door Bottom Freezer Refrigerators Include the Following Features:

- Counter Depth
- Reversible Door Swing
- MultiAirFlow® Circulation System
- EnERGY StAR® Certifie

### 500 Series

#### 24" Freestanding Counter-Depth Two Door Bottom Freezer Refrigerator—Stainless Steel Door

- 13 cu.ft.
- 80 7/16" Cutout Height
- Integrated Handles
- Easy clean stainless steel and glass front exteriors
- VitaFresh Plus™ Drawer with Humidity Adjustment
- LED Lighting Inside
- Adjustable Shelving and Door Bins for Flexible Storage
- 3 Freezer Drawers
- Ice Cube tray
- Home Connect®
- Star-K Certifie

**B24CB50ESS**

**Stainless Steel**

Note: For model with internal ice maker (B24CB80ES\_), see page 1-7.

**\$6,555**



B24CB50ESS



## BUILT-IN SINGLE DOOR

This price list supersedes all previous price lists. Prices listed herein do not include applicable state or local taxes.

Model Number	Description	PRICE
--------------	-------------	-------

### All Bosch Benchmark® Series Single Door Freezers and Refrigerators Include the Following Features:

- Home Connect® Capability
- EnERGY StAR® Certified
- tall Door Built-In Style
- Installs true Flush or Framed
- All-LED sidewall and theater lighting
- OptiFlex® Hinge
- MultiAirFlow® Circulation System
- t Ft Controls

### Benchmark® Series

#### 18" Built-In Single Door Freezer—Custom Panel

- 8.6 cu.ft.
- Internal Ice Maker
- Water Filter
- Single Compressor

**B18IF905SP**      **18" Freezer, Custom Panel Single Door**

**\$10,771**



B18IF905SP



#### 30" Built-In Single Door Refrigerator—Custom Panel

- 17.2 cu.ft.
- Full Width Shelving
- Full Extension Drawers
- Humidity control drawer
- Gallon Door Bins
- VitaFresh System

**B30IR905SP**      **30" Refrigerator, Custom Panel Single Door**

**\$14,169**







B30IR905SP



*This price list supersedes all previous price lists. Prices listed herein do not include applicable state or local taxes.*

**Accessories for Refrigeration**

Model number	Description	PRICE	FDBM				BF		SD						
			100 Series	500 Series	800 Series	Benchmark	800 Series	Benchmark	Benchmark						
			B36-D10EnS	B36CD52Sn-	B36FD52Sn-	B36CL80-nS	B36CL81En-	B36Ct8_Sn-	B36Bt_3-nS	B36lt_0-nP	B24CB80ES-	B30BB_3-SS	B30IB_0-SP	B18IF905SP	B30IR905SP
	<b>BFL18IF800</b> 18" Stainless Steel Flat Panel Freezer Door	<b>\$715</b>													•
	<b>BFL30IR800</b> 30" Stainless Steel Flat Panel Freezer Door	<b>\$875</b>													•
	<b>B36HNDL800</b> 36" Handle for Single Door	<b>\$159</b>													• •
	<b>HEATKITB82</b> Heater Kit	<b>\$637</b>									•	•	•	•	•

Please make sure to order HEATKITB82 when installation is less than 6" apart but not connected, or for nontraditional side-by-side combinations without freezer column. A HEATKITB82 is recommended for use with any installation in areas that are subject to extreme humidity.

# DISHWASHERS



# DISHWASHERS

This price list supersedes all previous price lists. Prices listed herein do not include applicable state or local taxes.

Model Number	Description	PRICE
--------------	-------------	-------

## Bosch 300 Series Dishwashers Include the Following Features:

### Quiet Operation

- Multiple Layers of Sound-Absorbing Insulation
- EcoSilence™ Dual Brushless Motor System
- **Solid Molded Base to Absorb Noise while Minimizing Vibration**

### Design

- touch Controls
- Flush Installation
- Self-Latching Door

### Quality

- Anti-Fingerprint Stainless Steel
- Deeper Stainless Steel tub
- 24/7 AquaStop® Leak Protection System
- Easily Accessible 3-Stage Filtration System

### Racks

- **Standard 3rd Rack**
- 1 Silverware Basket

### Efficiency

- 269 kWh/yr (except SHE53CE5n is **240 kWh/year & ENERGY STAR® Certifie** )

### Performance

- Wi-Fi Home Connect® features
  - Smart Cycle Guidance
  - Delay Start, Remote Start, and Cycle Monitoring
  - Access Additional Cycles, Manuals, and tips & tricks
- Cycles:
  - 5 on the Control Panel: Heavy, Auto, normal, Speed60®, Favorite
  - 3 Additional in Home Connect®: Delicate, Rinse, MachineCare
- Options:
  - 3 on the Control Panel: Sanitize, Remote Start, Extra Dry
  - 2 Additional in Home Connect®: Half Load, Eco
- Home Connect® Allows You to Remotely Monitor and Control with Wi-Fi Connectivity

## 300 Series

### Quiet Operation

- **46 dBA**
- **InfoLight®**

### Racks

- **16 Place Setting Capacity**
- **EasyGlide®**
- **3 Step RackMatic®**
- **1 Flip Tine Upper Rack**
- **Flip Tines Lower Rack**
  - **1 Fixed (Rear)**
  - **1 Single (Left)**
  - **1 Fixed (Right)**

### Efficiency

- 269 kWh/yr (except SHE53CE5n is **240 kWh/year & ENERGY STAR® Certifie** )



SHV53CM3N



**SHV53CM3N**

**Custom Panel**

**\$1,956**

1 No InfoLight®

2 240 kWh/year; ENERGY STAR® Certifie



# DISHWASHERS

This price list supersedes all previous price lists. Prices listed herein do not include applicable state or local taxes.

Model Number	Description	PRICE
--------------	-------------	-------

## Bosch 800 Series Dishwashers Include the Following Features:

**Featuring CrystalDry™**—a patented drying technology that transforms moisture into heat to get dishes, including plastics, 60% drier.\*

### Quiet Operation

- **42 dBA**
- InfoLight®
- Multiple Layers of Sound-Absorbing Insulation
- EcoSilence™ Dual Brushless Motor System
- Solid Molded Base to Absorb noise while Minimizing Vibration

### Design

- Anti-Fingerprint Stainless Steel
- Flush Installation
- touch Controls
- time Remaining Display
- Self-Latching Door

### Quality

- Deeper Stainless Steel tub
- 24/7 AquaStop® Leak Protection System
- Easily Accessible 3-Stage Filtration System

### Racks

- 16 Place Setting Capacity
- **EasyGlide®**
- FlexSpace™ tines
- **Flexible 3rd Rack**
- 3 Step RackMatic®
- Flip tines Lower Rack
  - 1 Fixed (Rear)
  - 1 Single (Left)
  - 1 Fixed (Right)
- 1 Silverware Basket


### Efficiency

- **240 KWh/yr**
- **ENERGY STAR® Certified**

### Performance

- **Wash System:** PrecisionWash®
- **Drying System:** **CrystalDry™**
- Wi-Fi Home Connect® features
  - Smart Cycle Guidance
  - Delay Start, Remote Start, and Cycle Monitoring
  - Access Additional Cycles, Manuals, and tips & tricks
- **Cycles:**
  - **5 on the Control Panel:** Heavy, Auto, normal, Speed60®, Favorite
  - **3 Additional in Home Connect®:** Delicate, Rinse, MachineCare
- **Options:**
  - **3 on the Control Panel:** Sanitize, Remote Start, **CrystalDry™**
  - **2 Additional in Home Connect®:** Half Load, Eco
- Home Connect® Allows You to Remotely Monitor and Control with Wi-Fi Connectivity

\*Based on aggregate average drying performance of Bosch Dishwashers with CrystalDry™ on combined household load including plastics, glass, steel, and porcelain as compared to Bosch Dishwashers with PureDry™. Drying performance may vary by dish type.

	<b>Racks</b>	<b>Performance</b>	<b>800 Series</b>
<b>SHV78CM3N</b>	• <b>2 Flip Tines Upper Rack</b>	• <b>Wash System:</b> <b>PowerControl™</b> with PrecisionWash®	 \$2,510 SHV78CM3N
	<b>Custom Panel</b>		



\*Based on aggregate average drying performance of Bosch Dishwashers with CrystalDry™ on combined household load including plastics, glass, steel, and porcelain as compared to Bosch Dishwashers with PureDry™. Drying performance may vary by dish type.



# DISHWASHERS

This price list supersedes all previous price lists. Prices listed herein do not include applicable state or local taxes.

Model Number	Description	PRICE
--------------	-------------	-------

## Bosch Benchmark® Series dishwashers include the following features:

Featuring the New PowerControl™ Wash System plus CrystalDry™—the industry's most advanced clean meets the ultimate dry.

### Quiet Operation

- **38 dBA**
- Multiple Layers of Sound-Absorbing Insulation
- EcoSilence™ Dual Brushless Motor System
- Solid Molded Base to Absorb noise while Minimizing Vibration
- **TimeLight®**

### Design

- Anti-Fingerprint Stainless Steel
- Flush Installation
- touch Controls
- **Touch Screen Display**
- time Remaining Display
- Self Latching Door

### Quality:

- **Water Softener**
- **Corrugated Shaped Filter**
- Deeper Stainless Steel tub
- 24/7 AquaStop® Leak Protection System
- Easily Accessible 3-Stage Filtration System

### Racks

- 16 Place Setting Capacity
- **EasyGlide® Plus**
- Flexible 3rd Rack
- 3 Step RackMatic®
- 2 Flip tines Upper Rack
- **FlexSpace™ Plus**
- **Flip Tines Lower Rack**
  - **1 Double (Rear)**
  - 1 Single (Left)
  - **1 Wide (Right)**
- 1 Silverware Basket

### Efficiency

- 240 kWh/yr
- EnERGY StAR® Certified

### Performance

- **Wash System:** PowerControl™ with PrecisionWash®
- **Drying System:** CrystalDry™
- Wi-Fi Home Connect® features
  - Smart Cycle Guidance
  - Delay Start, Remote Start, and Cycle Monitoring
  - Access Additional Cycles, Manuals, and tips & tricks
- **Cycles:**
  - **5 on the Control Panel:** Heavy, Auto, normal, Speed60®, Favorite
  - **4 Additional in Home Connect®:** Express, Rinse, Glass, MachineCare
- **Options:**
  - **3 on the Control Panel:** Sanitize, Remote Start, CrystalDry™
  - **4 Additional in Home Connect®:** Half Load, SpeedPerfect, ExtraScrub, Eco
- Home Connect® Allows You to Remotely Monitor and Control with Wi-Fi Connectivity

## Benchmark® Series

**SHV9PCM3N**

**Custom Panel**

**\$3,063**



SHV9PCM3N



- 1 No TimeLight®
- 2 39 dBA



**ADA-HEIGHT DISHWASHERS**

*This price list supersedes all previous price lists. Prices listed herein do not include applicable state or local taxes.*

Model Number	Description	PRICE
--------------	-------------	-------

**Bosch ADA-Height Dishwashers Include the Following Features:**

**Design**

- time Remaining Display
- ADA Compliant Height (32" tall)

**Racks**

- RackMatic®
- Flexible Silverware Basket

**Quality**

- Full Stainless Steel tub
- 24/7 AquaStop® Plus
- Easily Accessible 3-Stage Filtration System

**Efficiency**

- EnERGY StAR® Certifie

**Performance**

- *Up to Seven Wash Cycles:* Heavy, Auto, normal, Favorite, Rinse
- *Six Options:* Delicate, Extra Dry, Sanitize, 24H Delay Start, MachineCare, Remote Start
- Home Connect® Allows You to Remotely Monitor and Control with Wi-Fi Connectivity

**Quiet Operation**

- **42 dBA**

**Racks**

- **15 Place Setting Capacity**

**Quality**

- Made in Germany
- Water Softener

- **Vase Holder and Small Item Clips**

**Efficiency**

- 240 kWh/yr

**Performance**

- *Drying System:* CrystalDry™

**SGV78C53UC**

**24" Fully Integrated – Requires Custom Panel**

**\$2,478** *SGV78C53UC*



# WASHERS-DRYERS



*This price list supersedes all previous price lists. Prices listed herein do not include applicable state or local taxes.*

Model Number	Description	PRICE
--------------	-------------	-------

**All Bosch Washers Include the Following Features:**

- SpeedPerfect® Delivers a Faster Wash, Perfect for Small Loads
- EcoSilence™ BLDC Motor for Quieter Operation
- Wave Profiled Stainless Steel Drum
- Anti-Vibration Circular Side Walls
- EnERGY StAR® Certified
- Improved Energy Efficiency and Performance
- Child Lock
- Signal
- Internal Water Heater
- Installation: Stackable, Side-by-Side, Under Counter or Pedestal Option
- 208-240 V
- Plug type 240V; nEMA 6-15 (3 prong)

**300 Series**

**24" Compact Washer**

**Design**

- White Exterior with White Dial and White Door Ring
- Updated Door Design with Bosch Magneto
- touch Control Display
- Large 2.2 cu.ft. Capacity
- Spin Speed up to 1400 RPM
- Clear See-through Window
- Matching Dryer WPA12100UC

**Quality**

- Energy Consumption 84 kWh/year

**Silence Level**

- Washing/Spinning 52/72 dBA


**15 Individually-Tailored Washing Programs**

- Cotton normal, Cotton Light Soil, Permanent Press, Permanent Press Heavy Soil, Permanent Press Light Soil, Jeans, Quick Wash 30 min.,

Heavy Duty, Delicates, Hand wash/Wool, Allergen, towels, Drum Clean, Drain, Rinse/Spin

**6 Options**

- SpeedPerfect®, temperature, Finish In, Extra Rinse, Prewash, Spin Speed
- Plugs into Wall Receptacle or Dryer Adapter (provided with each dryer)
- Hose Length: 48"



WGA14400UC



**WGA14400UC**

**24" White Cabinet with White Dial and White Door Ring**

**\$2,687**

**500 Series**

**24" Compact Washer**

**Home Connect® Features**

- App Allows You to Operate Washer from Anywhere in the Home While Connected
- Easy Start Option for Your Wash Cycle
- Energy Management Information

**Design**

- White Exterior with Chrome Door Ring
- Updated touch Control Display
- new, Larger 2.4 cu.ft. Capacity
- Spin Speed up to 1600 RPM

- tinted Glass Window with Bosch Magneto
- Matching Dryer WQB245B0UC

**Quality**

- Energy Consumption 105 kWh/year

- AquaStop® Plus Leak Protection System in the Hoses and the Base

**Silence Level**

- Washing/Spinning 51/75 dBA

**13 Individually-Tailored Washing Programs**

- Cotton, SuperQuick, Delicates, Bedding, Rinse, towels, Whites, Mix,

Jeans, Sanitize, Hand Wash/Wool, Spin/Drain, Drum Clean

**10 Options**

- SpeedPerfect®, temperature, Finish In, Prewash, Spin Speed, Intensive Plus, Rinse Plus, Remote Start, Mini Load, Stains (Stains Program treats Blood, Oils - food based, Red Wine, Grass, Sweat, Cosmetics based stains)
- Plugs into Wall Receptacle or Dryer Adapter (provided with each dryer)
- Hose Length: 59"



WGB24600UC



**WGB24600UC**

**24" White Cabinet with Chrome Door Ring**

**\$3,079**

# WASHERS

This price list supersedes all previous price lists. Prices listed herein do not include applicable state or local taxes.

Model Number	Description	PRICE
--------------	-------------	-------

## 800 Series

### 24" Compact Washer

#### Home Connect® Features

- App Allows You to Operate Washer from Anywhere in the Home While Connected
- Easy Start Option for Your Wash Cycle
- Energy Management Information

#### Design

- Pearl Steel Exterior with Chrome Door
- Updated touch Control Display
- new i-DOS Automatic Dosing
- new, Larger, 2.4 cu.ft. Capacity
- Spin Speed up to 1600 RPM

- Interior LED Drum Light
- tinted Glass Window with Bosch Magneto
- Matching Dryer WQB245AXUC

#### Quality

- Energy Consumption 105 kWh/year
- AquaStop® Plus Leak Protection System in the Hoses and the Base

#### Silence Level

- Washing/Spinning 51/75 dBA

#### 13 Individually-Tailored

#### Washing Programs

- Cotton, SuperQuick, Delicates, Bedding, Automatic, towels, Whites,

- Mix, Jeans, Sanitize, Hand Wash/Wool, Spin/Drain, Drum Clean

#### 10 Additional Options

- SpeedPerfect®, temperature, Finish In, Prewash, Spin Speed, Intensive Plus, Rinse Plus, Remote Start, Mini Load, Stains (Stains Program treats Blood, Oils - food based, Red Wine, Grass, Sweat, Cosmetics Based Stains)
- Plugs into Wall Receptacle or Dryer Adapter (provided with each dryer)
- Hose Length: 59"



WGB246AXUC



**WGB246AXUC**

**24" Pearl Steel Cabinet with Chrome Door Ring**

**\$3,960**



*This price list supersedes all previous price lists. Prices listed herein do not include applicable state or local taxes.*

Model Number	Description	Dealer Cost	MAP	MSRP
--------------	-------------	-------------	-----	------

**All Bosch Dryers Include the Following Features:**

- Large 4.0 cu.ft. Capacity
- Anti-Vibration Circular Side Walls
- Sensitive Drying System
- Start/Pause to Add an Item
- ENERGY STAR® Certified
- Child Lock
- Extra-Fine Lint Filter
- ActiveDry® System
- **Installation**
  - Stackable, Side-by-Side, Under Counter or Pedestal Option
  - No Ducting Required
  - Drain Pump and Hose Included
- Power Cord Included with Plug Type: 240V; NEMA 6-15 (3 Prong). Dryer Is Also Supplied with a Power Adapter to Fit a Standard 4-Prong 30A Dryer Receptacle (NEMA 14-30R) and Powers Both Bosch Washer and Dryer

**300 Series**

**24" Compact Condensation Dryer**

**Design**

- White Exterior with White Dial and White Door Ring Touch Control Display
- Updated Door Design with Bosch Magneto
- Stainless Steel Drum
- Clear See-Through Window
- Matching Washer WGA14400UC

**Quality**

- Energy Consumption 315 kWh/year

**Silence Level**

- 67 dBA

**15 Individually-Tailored Drying Programs**

- Cotton Extra Dry, Cotton Dry (Regular), Permanent Press Extra Dry, Permanent Press Dry,

Permanent Press Damp, Jeans, Quick Dry Auto, Air Fluff/No Heat, Time Dry Variable, Quick 40, Delicates, Heavy Duty, Sanitize, Hand Wash/Wool, Towels

**6 Options**

- Dry Level, Time Dry, Finish In, Wrinkle Block, Low Heat, Signal



WPA12100UC



**WPA12100UC**

**24" Ventless Condensation Drying System White with White Dial and White Door Ring**

**\$2,885**

**500 Series**

**24" Compact Heat Pump Dryer with Self-Cleaning Condenser**

**Home Connect® Features**

- App Allows You to Operate Dryer from Anywhere in the Home While Connected
- Smart Dry Connects the Dryer to the Washer to Determine the Best Drying Program based off of the Wash Cycle
- Program Assist Available to Easily Start Your Dry Cycle

**Design**

- White Exterior with Chrome Door Ring
- Updated Touch Control Display

- Reversible Door (No Additional Parts Required)
- Stainless Steel Structured Drum
- Tinted Glass Window with Bosch Magneto
- Matching Washer WGB24600UC

**Quality**

- Energy Consumption 125 kWh/year

- Maintenance-Free Self Cleaning Condenser

- Dual-Layer Lint Filtration System

**Silence Level**

- 62 dBA

**13 Individually-Tailored Drying Programs**

- Cotton, Quick Dry Auto, Delicates, Bedding, Anti Shrink, Towels, Jeans, Mix, Sportswear, Sanitize, Time Dry, Hand Wash / Wool, Air Fluff

**8 Options**

- Dryness Level, Time Dry, Finish In, Wrinkle Block, Low Heat, Remote Start, Dry Level Adjust, End Signal



WQB245B0UC



**WQB245B0UC**

**24" Ventless Heat Pump Dryer with Self-Cleaning Condenser White with Chrome Door Ring**

**\$3,307**

## ACCESSORIES

*This price list supersedes all previous price lists. Prices listed herein do not include applicable state or local taxes.*

Model Number	Description	PRICE	Washers			Dryers		
			WGA14400UC	WGB24600UC	WGB246AXUC	WPA12100UC	WQB245B0UC	WQB245AXUC
	<b>WMZ20600</b> Drying Rack for Wool items, Shoes, etc. for Bosch 24" Dryers	<b>\$128</b>				•	•	•
	<b>WMZPW20W</b> Pedestal with Drawer for 24" Washer	<b>\$478</b>	•	•				
	<b>WTZPW20D</b> Pedestal with Drawer for 24" Dryer	<b>\$478</b>				•	•	
	<b>WMZPW2XW</b> Washer 24" Pedestal – Pearl Steel	<b>\$637</b>			•			
	<b>WTZPW2XD</b> Dryer 24" Pedestal – Pearl Steel	<b>\$637</b>						•
	<b>WTZ11400UC</b> Stacking Kit with Pull Out Tray	<b>\$238</b>	•			•		
	<b>WTZ20410UC</b> Stacking Kit without Pull Out Tray	<b>\$78</b>	•			•		
	<b>WTZ27510UC</b> 500 Stacking Kit – NO Drawer White	<b>\$112</b>		•			•	
	<b>WTZ27500UC</b> 500 Stacking Kit – w/ Drawer White	<b>\$319</b>		•			•	
	<b>WTZ2751XUC</b> 800 Stacking Kit – NO Drawer Pearl Steel	<b>\$112</b>			•			•
	<b>WTZ2750XUC</b> 800 Stacking Kit – w/ Drawer Pearl Steel	<b>\$319</b>			•			•

## ACCESSORIES

This price list supersedes all previous price lists. Prices listed herein do not include applicable state or local taxes.

Model  
Number

Description

PRICE

Accessories for Laundry			Washers			Dryers		
			WGA14400UC	WGB24600UC	WGB246AXUC	WPA12100UC	WQB245B0UC	WQB245AXUC
	<b>WTZPA20UC</b>	<b>Dryer Power Adapter – 4 Prong 240V; NEMA 14-30R to 6-15R</b>				• <sup>1</sup>	• <sup>1</sup>	• <sup>1</sup>
	<b>WTZPA30US</b>	<b>Dryer Power Adapter – 3 Prong 240V; NEMA 10-30R to 6-15R</b>				• <sup>1</sup>	• <sup>1</sup>	• <sup>1</sup>
	<b>WTZSB30UC</b>	<b>Bracket Style Stacking Kit White</b>	•	•		•	•	
	<b>WTZSB3XUC</b>	<b>Bracket Style Stacking Kit Pearl Steel</b>			•			•

<sup>1</sup> Adapter only works with dryers listed in this guide.

# BUILT-IN COFFEE MACHINE



*This price list supersedes all previous price lists. Prices listed herein do not include applicable state or local taxes.*

Model Number	Description	PRICE
--------------	-------------	-------

**800 Series**

**24" Built-In Coffee Machine**

- Home Connect® App Allows You to Prepare Coffee from Anywhere in the Home
- Within Minutes Prepare Espressos, Cappuccinos, Lattes, Macchiato and More
- MyFavorites Stores up to 8 of Your Favorite Coffee Preferences
- Large 10.1" Color touch Screen Interface
- Automatic System for Cleaning, Milk Steam Rinsing and Descaling
- AromaPro Provides Constant Pressure for an Enhanced Coffee Experience
- Grinding Settings for Dark or Light Coffee
- Onetouch DoubleCup Dispenses two Beverages at the Same time
- Integrated Built-In Sensors Will Alert You When Coffee, Water Level Is Low
- AromaDouble Shot Prepares Extra-Strong Coffee with Less Bitterness
- Individual Cup Volume Allows You to Adjust Your Coffee Cup Size
- 1 lb. Bean Container
- 81 oz. Water Reservoir
- Stainless Steel 17 oz. Milk Container
- Drip tray Removable for Cleaning
- 120 V



BCM8450UC



**BCM8450UC Bosch Built-In Coffee Machine \$6,394**

**Accessories for Coffee Machine**

Accessories for Coffee Machine			BCM8450UC
	<b>HEZCMT3050</b>	<b>30" SS Trim Kit</b>	•
		<b>\$684</b>	

**For coffee accessories, please see the Cleaners & Accessories Price List.**



# MICROWAVES



**OVER-THE-RANGE MICROWAVES**

*This price list supersedes all previous price lists. Prices listed herein do not include applicable state or local taxes.*

Model Number	Description	PRICE
--------------	-------------	-------

**All Bosch Over-the-Range Microwaves Include the Following Features:**

- Design-Matched for Use in Combination with Bosch Range or Cooktop
- Exclusive Stainless Steel Handle
- Easy to Read White LCD Display
- Easy to Use touch Control
- Side-Hinged Door Allows Full Access to Microwave Cavity
- Installation for Recirculation or Outside Venting
- Reheat Setting
- Potato Program
- Automatic Defrost
- Popcorn Program
- timer with Cook time and Automatic Shut Off Function
- Convenient Kitchen timer
- Easily Adds 30 Seconds to Cooking time
- 10 Microwave Power Levels
- Plugs into Standard 110 V, 3-Prong Outlet

**OVER-THE-RANGE MICROWAVES/DRAWER MICROWAVES**

**800 Series**

**24" and 30" Drawer Microwave**

- new hidden control panel; opens for enhanced visibility
- Home Connect® allows for remote monitoring and control the drawer microwave with Wi-Fi Connectivity
- 1.2 cu.ft. overall capacity
- Microwave Power 950 W
- 10 Power Levels
- Opens and Closes through touch Control
- Can Be Installed Flush



HMD8454UC

**HMD8454UC      24" Drawer Microwave      \$3,368**

**OVER-THE-RANGE MICROWAVES**

*This price list supersedes all previous price lists. Prices listed herein do not include applicable state or local taxes.*

Model Number	Description	Dealer Cost	MAP	MSRP
--------------	-------------	-------------	-----	------

**All Bosch Over-the-Range Microwaves Include the Following Features:**

- Design-Matched for Use in Combination with Bosch Range or Cooktop
- Exclusive Stainless Steel Handle
- Easy to Read White LCD Display
- Easy to Use Touch Control
- Side-Hinged Door Allows Full Access to Microwave Cavity
- Installation for Recirculation or Outside Venting
- Reheat Setting
- Potato Program
- Automatic Defrost
- Popcorn Program
- Timer with Cook Time and Automatic Shut Off Function
- Convenient Kitchen Timer
- Easily Adds 30 Seconds to Cooking Time
- 10 Microwave Power Levels
- Plugs into Standard 110 V, 3-Prong Outlet

**300 Series**

**30" Over-the-Range Microwave**

- Stainless Steel Colored Vent Grid
- 1.7 cu.ft. Large Cavity Capacity
- Large 13 5/8" Glass Turntable
- Three-Speed Vent with up to 300 CFM Power
- Two Surface Lights for Bright Cooktop Illumination



HMV3055U

**HMV3055U**

**30" Stainless Steel**

**1,351**

Refrigeration  
 Dishwashers  
 Laundry  
 Coffee Machines  
 Ranges  
 Microwaves  
 Ovens  
 Cooktops  
 Rangetops  
 Ventilation  
 Index

**H**OMEA  
PREMIUM

**H O M E A**

**[www.homea.mx](http://www.homea.mx)**

**Email: [ventas@homea.mx](mailto:ventas@homea.mx)**

**Whatsapp: (446)144.6318**

**Tel: (442)216.3552**

**Lada sin Costo: 01(800)701.2121**