



see what Delta can do™

KITCHEN

LISTA DE PRECIOS 2026



HOMEA
www.homea.mx
Email: **ventas@homea.mx**
Whatsapp: **(446)144.6318** Tel: **(442)216.3552**



COD-08062026

YOUR KITCHEN COPILOT



Touch₂O® with Touchless™

Technology

Delta® Touch₂O® with Touchless™ faucets make multi-tasking in the kitchen easy: simply place your hand near the faucet, tap the faucet surface, or use standard handle activation to start and stop the flow of water.



VoicelQ® Technology

Delta® VoicelQ® Technology pairs with Amazon® Alexa® and Google® Assistant-enabled devices to turn the faucet on and off, warm the water, dispense a metered amount, or fill custom containers with hands-free voice activation.



Touch₂O® Technology

Tap it on. Tap it off. Delta® Touch₂O® Technology makes kitchen tasks easy: simply tap anywhere on the spout or handle with your wrist or forearm to start and stop the flow of water.

No suffix	—	Chrome Finish	L/min	—	Liters Per Minute (Metric Flow Rate)
A	—	Handle Accent	LPU	—	Less Pop-Up Drain
AC	—	Alternating Current (Electronic Faucets for Hard Wire Installation)	LTS	—	Long Tub Spout
ADA	—	Americans with Disabilities Act	MBS	—	Mini-Bulk
ADAAG	—	Americans with Disabilities Act Accessibility Guidelines	MF	—	PEX Cold Expansion Connections
AR	—	Arctic® Stainless Finish	MPU	—	Metal Pop-Up Drain
AR-PR	—	Lumicoat® Arctic® Stainless Finish	NPSM	—	National Pipe Thread Straight Mechanical
BG	—	Polybag Packaging	NPT	—	National Pipe Thread Tapered
BL	—	Matte Black Finish	OB	—	Oil Rubbed Bronze Finish
BN	—	Brushed Nickel	PB	—	Brilliance® Polished Brass Finish
BX	—	Single Box Model	PD	—	Pull-Down Diverter Tub Spout
BXT	—	Single Box Model, Thin Wall Mounting Kit Included	PFS	—	Prefabricated Shower
C	—	Cross Handle	PFT	—	Prefabricated Tub and Shower
CB	—	Chrome and Brilliance® Polished Brass Split Finish	PK	—	Clamshell Packaging
CE	—	Cold Expansion Fitting	PN	—	Polished Nickel Finish
CER	—	Ceramic Cartridge	PN-PR	—	Lumicoat® Polished Nickel Finish
CH	—	Chrome Finish	PP	—	Project-Pack
CL	—	Clear	PPU	—	Plastic Pop-Up Drain
CS	—	Chrome and Matte Black Split Finish	PR	—	Lumicoat® Chrome Finish
CWT	—	Copper Water Tube	PS	—	Peened Stainless Steel
CZ	—	Champagne Bronze™ Finish	PSI	—	Pounds Per Square Inch (US Unit of Pressure)
CZ-PR	—	Lumicoat® Champagne Bronze™ Finish	PX	—	Pex Crimp Connections
DST	—	DIAMOND™ Seal Technology	RB	—	Venetian Bronze® Finish
FL	—	Floor Mount	RP	—	Repair Part
GB	—	Brushed Gold Finish	SD	—	Soap or Lotion Dispenser
GPM	—	Gallons Per Minute (US Flow Rate)	SH	—	Side Handle
GS	—	Champagne Bronze™ and Porcelain Split Finish	SM	—	Brilliance® Stainless and Matte Black Split Finish
GZ	—	Matte Black and Champagne Bronze™ Split Finish	SN	—	Satin Nickel
H	—	Handle Kit	SOS	—	Slip-on Spout for 1/2" – C.W.T.
HA	—	High Arc	SP	—	SpotShield® Stainless
H2O	—	H ₂ Okinetic® Technology	SS	—	Brilliance® Stainless Finish
H2OT	—	H ₂ Okinetic® Technology	TGM	—	.35 Gallons Per Minute Flow Rate
HDF	—	Heavy Duty Faucet	TL	—	Touch ₂ O® with Touchless™ Technology
HF	—	High Flow	TLV	—	Touch ₂ O® with Touchless™ Technology + VoicelQ® Technology
HGM	—	.5 Gallon per Minute Flow Rate	TP	—	Tract-Pack
IPS	—	Iron Pipe Size	TV	—	Touch ₂ O® Technology + VoicelQ® Technology
IP	—	IPS - Inlets / Outlets	UN	—	Universal Connection on Inlets/Outlets
kPa	—	Kilopascals (Metric Unit of Pressure)	WE	—	Water-Efficient
KS	—	Black Stainless Finish	WC	—	White and Chrome Finish
KS-PR	—	Lumicoat® Black Stainless Finish	WF	—	With Fittings—1/2" IPS Adapters
L	—	Lever Handle	WH	—	White Finish or Trim
LF	—	Lead Legislation Compliant	WL	—	Wall Mount
LHD	—	Less Shower Head	WS	—	With Stops
LHP	—	Less Handle Program	XX	—	Touch ₂ O® Solenoid Assembly for Organic Finishes



ADA Products displaying this nationally recognized symbol are accessible to and usable by physically challenged persons and meet all the requirements of ICC/ANSI A117.1 and ADAAG for an operable part.



= Universal Showering



= Focus Product



= Trade Exclusive



= Touch₂O® Technology



= Touch₂O® with Touchless™ Technology



= VoicelQ® Voice Activation



WaterSense® Labeled Product

Lavatory Faucets: Flow Rate of 1.2 gpm or 1.0 gpm as marked versus Industry Standard ASME A112.18.1/CSA B125.1 of 2.2 gpm.

Shower Heads and Hand Showers: Flow Rate of 1.5 to 2.0 gpm versus Industry Standard ASME A112.18.1/CSA B125.1 of 2.5 gpm.



Water-Efficient Product

Kitchen Faucets: Flow Rate of 1.8 gpm or 1.5 gpm versus Industry Standard ASME A112.18.1/CSA B125.1 of 2.2 gpm.

Lavatory Faucets: Flow Rate of 1.2 gpm or lower versus Industry Standard ASME A112.18.1/CSA B125.1 of 2.2 gpm.

Shower Heads and Hand Showers: Flow Rate of 1.5 to 2.0 gpm versus Industry Standard ASME A112.18.1/CSA B125.1 of 2.5 gpm.



Trade Exclusive Collections

Delta Faucet Company is committed to Trade advocacy and driving demand for our Trade customers. The Delta® Brand has invested in five Trade Exclusive (TE) collections, available only to Delta Trade customers' brick-and mortar locations and their authorized online stores.

NEW!



Broderick®
Single Handle Spring Spout Pull-Down Kitchen Faucet



Model	Flow	Price	Finish
9690TL-DST	1.8 gpm	1242.00	Chrome
9690TL-AR-DST	1.8 gpm	1499.00	Arctic® Stainless
9690TL-BL-DST	1.8 gpm	1428.00	Matte Black
9690TL-CZ-DST	1.8 gpm	1649.00	Champagne Bronze™
9690TL-PN-DST	1.8 gpm	1499.00	Champagne Bronze™

TOUCH₂O®
WITH **TOUCHLESS™**
TECHNOLOGY

New Polished Nickel Finish Available Q4 2025

Features ShieldSpray® Technology

- 1 or 3-hole 8" installation, for 3 hole order RP100845
- 9 5/8" long, 20 3/8" high
- Hot/cold indicators
- 2 1/2" max. deck thickness
- 32" min. InnoFlex® supply lines
- Battery operated - 6 (AA) or 6 (C)
- TempSense® light indicates water temp.
- 3/8" compression fittings
- ShieldSpray® Technology powers off the mess without making a mess
- Euromotion DIAMOND™ Valve
- MagnaTite® docking
- Toggle between Touchless and Touch₂O® only settings

NEW!



Broderick®
Single Handle Pull-Down Kitchen Faucet



Model	Flow	Price	Finish
9190TL-DST	1.8 gpm	999.00	Chrome
9190TL-AR-DST	1.8 gpm	1242.00	Arctic® Stainless
9190TL-BL-DST	1.8 gpm	1242.00	Matte Black
9190TL-PN-DST	1.8 gpm	1242.00	Polished Nickel
9190TL-CZ-DST	1.8 gpm	1328.00	Champagne Bronze™
9190TL-KS-DST	1.8 gpm	1198.55	Black Stainless
9190TL-RB-DST	1.8 gpm	1328.00	Venetian Bronze®

TOUCH₂O®
WITH **TOUCHLESS™**
TECHNOLOGY

New Polished Nickel Finish Available Q4 2025

Features ShieldSpray® Technology

- 1 or 3-hole 8" installation, for 3 hole order RP100845
- 9 5/8" long, 16 1/8" high
- Hot/cold indicators
- 2 1/2" max. deck thickness
- 32" min. InnoFlex® supply lines
- Battery operated - 6 (AA) or 6 (C)
- TempSense® light indicates water temp.
- 3/8" compression fittings
- ShieldSpray® Technology powers off the mess without making a mess
- Euromotion DIAMOND™ Valve
- MagnaTite® docking
- Toggle between Touchless and Touch₂O® only settings



Broderick®
Single Handle Spring Spout Pull-Down Kitchen Faucet



Model	Flow	Price	Finish
9690T-DST	1.8 gpm	1257.00	Chrome
9690T-AR-DST	1.8 gpm	1482.30	Arctic® Stainless

TOUCH₂O®
TECHNOLOGY

Features ShieldSpray® Technology

- 1 or 3-hole 8" installation; for 3-hole, order RP100845 escutcheon
- 9 5/8" long, 20 3/8" high
- Hot/cold indicators
- 2 1/2" max. deck thickness
- 32" min. InnoFlex® supply lines
- Battery operated - 6 (AA) or 6 (C)
- TempSense® light indicates water temp.
- 3/8" compression fittings
- ShieldSpray® Technology powers off the mess without making a mess
- Euro-motion DIAMOND™ Valve
- MagnaTite® docking



Broderick®
Single Handle Pull-Down Kitchen Faucet



Model	Flow	Price	Finish
9190T-DST	1.8 gpm	1037.45	Chrome
9190T-AR-DST	1.8 gpm	1258.40	Arctic® Stainless
9190T-BL-DST	1.8 gpm	1259.45	Matte Black
9190T-CZ-DST	1.8 gpm	1334.95	Champagne Bronze™
9190T-KS-DST	1.8 gpm	1333.40	Black Stainless
9190T-RB-DST	1.8 gpm	1334.20	Venetian Bronze®

TOUCH₂O®
TECHNOLOGY

Features ShieldSpray® Technology

- 1 or 3-hole 8" installation; for 3-hole, order RP100845 escutcheon
- 9 5/8" long, 16 1/8" high
- Hot/cold indicators
- 2 1/2" max. deck thickness
- 32" min. InnoFlex® supply lines
- Battery operated - 6 (AA) or 6 (C)
- TempSense® light indicates water temp.
- 3/8" compression fittings
- ShieldSpray® Technology powers off the mess without making a mess
- Euro-motion DIAMOND™ Valve
- MagnaTite® docking

NEW!



**Broderick®
Two Handle Bridge Pull-Down Kitchen Faucet**



- 3-hole 8" installation
- 9 5/8" long, 15 7/8" high
- Hot/cold indicators
- 3" max. deck thickness
- 30" min. Innoflex supply lines
- 3/8" compression fittings
- ShieldSpray® Technology powers off the mess without making a mess
- DIAMOND™ Valve
- MagnaTite® docking

Model	Flow	Price	Finish
2390L-DST	1.8 gpm	1,199.00	Chrome
2390L-AR-DST	1.8 gpm	1536.00	Arctic® Stainless
2390L-BL-DST	1.8 gpm	1536.00	Matte Black
2390L-CZ-DST	1.8 gpm	1679.00	Champagne Bronze™
2390L-KS-DST	1.8 gpm	1522.70	Black Stainless
2390L-RB-DST	1.8 gpm	1679.00	Venetian Bronze®

New Polished Nickel Finish Available Q4 2025

Features ShieldSpray® Technology

NEW!



**Broderick®
Single Handle Spring Spout Pull-Down Kitchen Faucet**



- 1 or 3-hole 8" installation; for 3-hole, order RP100845 escutcheon
- 9 5/8" long, 20 3/8" high
- Hot/cold indicators
- 2 1/2" max. deck thickness
- 32" min. InnoFlex® supply lines
- 3/8" compression fittings
- ShieldSpray® Technology powers off the mess without making a mess
- Euro-motion DIAMOND™ Valve
- MagnaTite® docking

Model	Flow	Price	Finish
9690-DST	1.8 gpm	1056.00	Chrome
9690-AR-DST	1.8 gpm	1285.00	Arctic® Stainless
9690-BL-DST	1.8 gpm	1242.00	Matte Black
9690-CZ-DST	1.8 gpm	1413.00	Champagne Bronze™

New Matte Black and Champagne Bronze™ Finishes Available Now

New Polished Nickel Finish Available Q4 2025

Features ShieldSpray® Technology

NEW!



**Broderick®
Single Handle Pull-Down Kitchen Faucet**



- 1 or 3-hole 8" installation; for 3-hole, order RP100845 escutcheon
- 9 5/8" long, 15 5/8" high
- Hot/cold indicators
- 2 1/2" max. deck thickness
- 32" min. InnoFlex® supply lines
- 3/8" compression fittings
- ShieldSpray® Technology powers off the mess without making a mess
- Euro-motion DIAMOND™ Valve
- MagnaTite® docking

Model	Flow	Price	Finish
9190-DST	1.8 gpm	813.00	Chrome
9190-AR-DST	1.8 gpm	1056.00	Arctic® Stainless
9190-BL-DST	1.8 gpm	1056.00	Matte Black
9190-CZ-DST	1.8 gpm	1128.00	Champagne Bronze™
9190-KS-DST	1.8 gpm	1034.70	Black Stainless
9190-RB-DST	1.8 gpm	1128.00	Venetian Bronze®
9190-PN-DST	1.8 gpm	1056.00	Polished Nickel

New Polished Nickel Finish Available Q4 2025

Features ShieldSpray® Technology

NEW!



**Broderick®
Single Handle Pull-Down Bar / Prep Faucet**



- 1 or 3-hole 8" installation, for 3 hole order RP100845
- 6 5/8" long, 15 1/8" high
- Hot/cold indicators
- 2 1/2" max. deck thickness
- 32" min. InnoFlex® supply lines
- Battery operated - 6 (AA) or 6 (C)
- TempSense® light indicates water temp.
- 3/8" compression fittings
- Euro-motion DIAMOND™ Valve
- MagnaTite® docking
- Toggle between Touchless and Touch₂O® only settings

Model	Flow	Price	Finish
9990TL-DST	1.8 gpm	999.00	Chrome
9990TL-AR-DST	1.8 gpm	1242.00	Arctic® Stainless
9990TL-BL-DST	1.8 gpm	1242.00	Matte Black
9990TL-CZ-DST	1.8 gpm	1328.00	Champagne Bronze™
9990TL-KS-DST	1.8 gpm	1198.55	Black Stainless
9990TL-RB-DST	1.8 gpm	1328.00	Venetian Bronze®

**TOUCH₂O®
WITH TOUCHLESS™
TECHNOLOGY**

New Polished Nickel Finish Available Q4 2025



Broderick®
Single Handle Pull-Down Bar / Prep Faucet



Model	Flow	Price	Finish
9990T-DST	1.8 gpm	1034.85	Chrome
9990T-AR-DST	1.8 gpm	1258.15	Arctic® Stainless
9990T-BL-DST	1.8 gpm	1259.20	Matte Black
9990T-CZ-DST	1.8 gpm	1334.45	Champagne Bronze™
9990T-KS-DST	1.8 gpm	1333.25	Black Stainless
9990T-RB-DST	1.8 gpm	1333.70	Venetian Bronze®

- 1 or 3-hole 8" installation; for 3-hole, order RP100845 escutcheon
- 6 5/8" long, 15 1/8" high
- Hot/cold indicators
- 2 1/2" max. deck thickness
- 32" min. InnoFlex® supply lines
- Battery operated 6 (AA) or 6(C)
- TempSense® light indicates water temp.
- 3/8" compression fittings
- Euro-motion DIAMOND™ Valve
- MagnaTite® docking

TOUCH₂O®
TECHNOLOGY

NEW!



Broderick®
Single Handle Pull-Down Bar / Prep Faucet



Model	Flow	Price	Finish
9990-DST	1.8 gpm	813.00	Chrome
9990-AR-DST	1.8 gpm	1056.00	Arctic® Stainless
9990-BL-DST	1.8 gpm	1056.00	Matte Black
9990-CZ-DST	1.8 gpm	1128.00	Champagne Bronze™
9990-KS-DST	1.8 gpm	1033.60	Black Stainless
9990-RB-DST	1.8 gpm	1128.00	Venetian Bronze®

- 1 or 3-hole 8" installation; for 3-hole, order RP100845 escutcheon
- 6 5/8" long, 14 5/8" high
- Hot/cold indicators
- 2 1/2" max. deck thickness
- 32" min. InnoFlex® supply lines
- 3/8" compression fittings
- Euro-motion DIAMOND™ Valve
- MagnaTite® docking

New Polished Nickel Finish Available Q4 2025

NEW!



Broderick®
Single Handle Bar Faucet



Model	Flow	Price	Finish
1990LFC	1.5 gpm	799.00	Chrome
1990LFC-AR	1.5 gpm	970.00	Arctic® Stainless
1990LFC-BL	1.5 gpm	970.00	Matte Black
1990LFC-CZ	1.5 gpm	1070.00	Champagne Bronze™
1990LFC-KS	1.5 gpm	974.25	Black Stainless
1990LFC-RB	1.5 gpm	1070.00	Venetian Bronze®
1990LFC-PN	1.5 gpm	970.00	Polished Nickel

- 1 or 3-hole 4" installation; for 3-hole, order RP100844 escutcheon
- 7 1/16" long, 12 1/4" high
- 2 1/2" max. deck thickness

NEW!



Broderick®
Wall Mount Pot Filler



Model	Flow	Price	Finish
1190LFL	4.0 gpm	870.00	Chrome
1190LFL-AR	4.0 gpm	1099.00	Arctic® Stainless
1190LFL-BL	4.0 gpm	1113.00	Matte Black
1190LFL-CZ	4.0 gpm	1213.00	Champagne Bronze™
1190LFL-KS	4.0 gpm	1080.45	Black Stainless
1190LFL-RB	4.0 gpm	1213.00	Venetian Bronze®
1190LFL-PN	4.0 gpm	1099.00	Polished Nickel

- 1-hole installation
- 24" long, 9 1/4" high
- Two handle wall mount
- Cold water only
- Dual shut-off and swing joints
- 24" reach

NEW!



Broderick®
Metal Soap / Lotion Dispenser



Model	Price	Finish
RP100632	142.75	Chrome
RP100632AR	178.45	Arctic® Stainless
RP100632BL	178.45	Matte Black
RP100632CZ	207.00	Champagne Bronze™
RP100632KS	206.05	Black Stainless
RP100632RB	207.00	Venetian Bronze®

- 13-ounce bottle
- Refillable from above the deck
- 3" max. deck thickness

New Polished Nickel Finish Available Q4 2025



Trade Exclusive Collections

Delta Faucet Company is committed to Trade advocacy and driving demand for our Trade customers. The Delta® Brand has invested in five Trade Exclusive (TE) collections, available only to Delta Trade customers' brick-and mortar locations and their authorized online stores.


Coranto®
Single Handle Pull-Down Kitchen Faucet


Model	Flow	Price	Finish
9179TL-DST	1.8 gpm	713.00	Chrome
9179TL-AR-DST	1.8 gpm	756.00	Arctic® Stainless
9179TL-BL-DST	1.8 gpm	756.00	Matte Black
9179TL-CZ-DST	1.8 gpm	942.00	Champagne Bronze™
9179TL-RB-DST	1.8 gpm	942.00	Venetian Bronze®

TOUCH₂O®
 WITH **TOUCHLESS™**
 TECHNOLOGY

Features ShieldSpray® Technology

- 1 or 3-hole 8" installation (optional escutcheon included)
- 9 3/8" long, 16 1/8" high
- Red/blue indicators
- 2 1/2" max. deck thickness
- 32" min. InnoFlex® supply lines
- 3/8" compression fittings
- Euromotion DIAMOND™ Valve
- Battery operated - (AA) or 6 (C)
- TempSense® light indicates water temp.
- ShieldSpray® Technology powers off the mess without making a mess
- MagnaTite® docking
- Toggle between Touchless and Touch₂O® only settings


Coranto®
Single Handle Pull-Down Kitchen Faucet


Model	Flow	Price	Finish
9179T-DST	1.8 gpm	739.00	Chrome
9179T-AR-DST	1.8 gpm	783.20	Arctic® Stainless
9179T-BL-DST	1.8 gpm	783.20	Matte Black
9179T-CZ-DST	1.8 gpm	871.95	Champagne Bronze™
9179T-RB-DST	1.8 gpm	871.50	Venetian Bronze®

TOUCH₂O®
 TECHNOLOGY

Features ShieldSpray® Technology

- 1 or 3-hole 8" installation (optional escutcheon included)
- 9 3/8" long, 16 1/8" high
- Red/blue indicators
- 2 1/2" max. deck thickness
- 32" minimum InnoFlex® supply lines included
- 3/8" compression fittings
- Euro-motion DIAMOND™ Valve
- Battery operated 6 (AA) or 6 (C)
- TempSense® light indicates water temp.
- ShieldSpray® Technology powers off the mess without making a mess
- MagnaTite® docking


Coranto®
Single Handle Pull-Down Kitchen Faucet


Model	Flow	Price	Finish
9179-DST	1.8 gpm	513.00	Chrome
9179-AR-DST	1.8 gpm	570.00	Arctic® Stainless
9179-BL-DST	1.8 gpm	570.00	Matte Black
9179-CZ-DST	1.8 gpm	756.00	Champagne Bronze™
9179-RB-DST	1.8 gpm	756.00	Venetian Bronze®

Features ShieldSpray® Technology

- 1 or 3-hole 8" installation (optional escutcheon included)
- 9 3/8" long, 15 13/16" high
- Red/blue indicators
- 2 1/2" max. deck thickness
- 32" minimum InnoFlex® supply lines included
- 3/8" compression fittings
- Euro-motion DIAMOND™ Valve
- ShieldSpray® Technology powers off the mess without making a mess
- MagnaTite® docking



**Coranto®
Single Handle Pull-Down Bar/Prep Faucet**



Model	Flow	Price	Finish
9979TL-DST	1.8 gpm	713.00	Chrome
9979TL-AR-DST	1.8 gpm	756.00	Arctic® Stainless
9979TL-BL-DST	1.8 gpm	756.00	Matte Black
9979TL-CZ-DST	1.8 gpm	942.00	Champagne Bronze™
9979TL-RB-DST	1.8 gpm	942.00	Venetian Bronze®

- 1 or 3-hole 8" installation, for 3 hole order RP47274 escutcheon
- 6 7/8" long, 14 7/8" high
- Red/blue indicators
- 2 1/2" max. deck thickness
- 32" min. InnoFlex® supply lines
- 3/8" compression fittings
- Euromotion DIAMOND™ Valve
- Battery operated 6 (AA) or 6 (C)
- TempSense® light indicates water temp.
- MagnaTite® docking
- Toggle between Touchless and Touch2O® only settings

TOUCH₂O®
WITH **TOUCHLESS™**
TECHNOLOGY



**Coranto®
Single Handle Pull-Down Bar/Prep Faucet**



Model	Flow	Price	Finish
9979T-DST	1.8 gpm	737.90	Chrome
9979T-AR-DST	1.8 gpm	782.05	Arctic® Stainless
9979T-BL-DST	1.8 gpm	782.05	Matte Black
9979T-CZ-DST	1.8 gpm	870.80	Champagne Bronze™
9979T-RB-DST	1.8 gpm	870.35	Venetian Bronze®

- 1 or 3-hole 8" installation, for 3-hole, order RP47274 escutcheon
- 6 7/8" long, 14 7/8" high
- Red/blue indicators
- 2 1/2" max. deck thickness
- 32" minimum InnoFlex® supply lines included
- 3/8" compression fittings
- Euro-motion DIAMOND™ Valve
- Battery operated 6 (AA) or 6 (C)
- TempSense® light indicates water temp.
- MagnaTite® docking

TOUCH₂O®
TECHNOLOGY



**Coranto®
Single Handle Pull-Down Bar/Prep Faucet**



Model	Flow	Price	Finish
9979-DST	1.8 gpm	513.00	Chrome
9979-AR-DST	1.8 gpm	570.00	Arctic® Stainless
9979-BL-DST	1.8 gpm	570.00	Matte Black
9979-CZ-DST	1.8 gpm	756.00	Champagne Bronze™
9979-RB-DST	1.8 gpm	756.00	Venetian Bronze®

- 1 or 3-hole 8" installation, for 3-hole, order RP47274 escutcheon
- 6 7/8" long, 14 7/8" high
- Red/blue indicators
- 2 1/2" max. deck thickness
- 32" minimum InnoFlex® supply lines included
- 3/8" compression fittings
- Euro-motion DIAMOND™ Valve
- MagnaTite® docking





Pull-Out/Pull-Down Kitchen

Pull-down Price Continuum



Pull-out Price Continuum



NEW!



Trinsic®
Single Handle Pull-Down Kitchen Faucet



Model	Flow	Price	Finish
9159TLV-DST	1.8 gpm	1213.00	Chrome
9159TLV-AR-DST	1.8 gpm	1370.00	Arctic® Stainless
9159TLV-BL-DST	1.8 gpm	1370.00	Matte Black
9159TLV-PN-DST	1.8 gpm	1370.00	Polished Nickel
9159TLV-CZ-DST	1.8 gpm	1536.00	Champagne Bronze™
9159TLV-KS-DST	1.8 gpm	1536.00	Black Stainless

TOUCH₂O®
WITH **TOUCHLESS™**
TECHNOLOGY



New Polished Nickel Finish Available Q4 2025

- 1 or 3-hole 8" installation, for 3 hole order RP64070 escutcheon
- 9 1/2" long, 15 11/16" high
- Finished red/blue indicator
- Spout swivels 360°
- 2 1/2" max. deck thickness
- 32" min. InnoFlex® supply lines
- 3/8" compression fittings
- Euromotion DIAMOND™ Valve
- Battery back-up - 6 (AA) or 6 (C)
- TempSense® light indicates water temp
- MagnaTite® docking
- Toggle between Touchless and Touch₂O® only settings
- Includes 9 volt power supply
- Requires outlet not operated on a switch
- VoiceIQ® Technology for hands-free voice activation
- Pairs with Amazon® Alexa® and Google® Assistant-enabled devices
- Metered and Custom dispensing options
- Includes feature to warm the water
- Includes "handwash mode" feature

NEW!



Stryke®
Single Handle Pull-Down Kitchen Faucet



Model	Flow	Price	Finish
9176TLV-PR-DST	1.8 gpm	1228.00	Lumicoat® Chrome
9176TLV-AR-PR-DST	1.8 gpm	1428.00	Lumicoat® Arctic® Stainless
9176TLV-BL-DST	1.8 gpm	1428.00	Matte Black
9176TLV-CZ-PR-DST	1.8 gpm	1536.00	Lumicoat® Champagne Bronze™

TOUCH₂O®
WITH **TOUCHLESS™**
TECHNOLOGY



New Matte Black / Lumicoat® Champagne Bronze™ Finish Available Q4 2025

- 1 or 3-hole 8" installation, for 3 hole order RP100190
- 9" long, 17 1/4" high
- Hot/Cold indicators
- 2 1/2" max. deck thickness
- 32" min. InnoFlex® supply lines
- Battery back-up - 6 (AA) or 6 (C)
- TempSense® light indicates water temp.
- MagnaTite® docking
- Toggle between Touchless and Touch₂O® only settings
- Includes 9 volt power supply
- Requires outlet not operated on a switch
- VoiceIQ® Technology for hands-free voice activation
- Pairs with Amazon Alexa® and google Assistant-enabled devices
- Metered and custom dispensing options
- Includes feature to warm the water
- Includes "handwash mode" feature
- PR - Lumicoat Finishes, guaranteed to resist mineral buildup and hard water stains



Leland®
Single Handle Pull-Down Kitchen Faucet



Model	Flow	Price	Finish
9178TLV-DST	1.8 gpm	1005.55	Chrome
9178TLV-AR-DST	1.8 gpm	1050.75	Arctic® Stainless
9178TLV-BL-DST	1.8 gpm	1109.70	Matte Black
9178TLV-CZ-DST	1.8 gpm	1213.85	Champagne Bronze™
9178TLV-RB-DST	1.8 gpm	1213.85	Venetian Bronze®
9178TLV-SP-DST	1.8 gpm	1050.75	SpotShield® Stainless

TOUCH₂O®
WITH **TOUCHLESS™**
TECHNOLOGY



Features ShieldSpray® Technology

- 1 or 3-hole 8" installation (optional escutcheon included)
- 9 13/64" long, 14 7/8" high
- Finished red/blue indicator
- 2 1/2" max. deck thickness
- 32" min. InnoFlex® supply lines
- TempSense® light indicates water temp
- 3/8" compression fittings
- ShieldSpray® Technology powers off the mess without making a mess
- SP - SpotShield® finish resists spots, prints and stains; also includes antimicrobial protection of the finish
- DIAMOND™ Valve
- MagnaTite® docking
- Battery back-up - 6 (AA) or 6 (C)
- Toggle between Touchless and Touch₂O® only settings
- Includes 9 volt power supply
- Requires outlet not operated on a switch
- VoiceIQ® Technology for hands-free voice activation
- Pairs with Amazon® Alexa® and Google® Assistant-enabled devices
- Metered and Custom dispensing options
- Includes feature to warm the water
- Includes "handwash mode" feature

NEW!



Essa®
Single Handle Pull-Down Kitchen Faucet



Model	Flow	Price	Finish
9113TLV-DST	1.8 gpm	870.00	Chrome
9113TLV-AR-DST	1.8 gpm	928.00	Arctic® Stainless
9113TLV-BL-DST	1.8 gpm	942.00	Matte Black
9113TLV-CZ-DST	1.8 gpm	1042.00	Champagne Bronze™
9113TLV-RB-DST	1.8 gpm	1042.00	Venetian Bronze®

TOUCH₂®
WITH **TOUCHLESS™**
TECHNOLOGY

VoiceIQ® Hands-Free Voice Activation

- 1 or 3-hole 8" installation (optional escutcheon included)
- 9 3/8" long, 16" high
- Red/Blue indicators
- 2 1/2" max. deck thickness
- 32" min. InnoFlex® supply lines
- Battery back-up - 6 (AA) or 6 Ⓞ
- TempSense® light indicates water temp.
- MagnaTite® docking
- Toggle between Touchless and Touch2O® only settings
- Includes 9 volt power supply
- Requires outlet not operated on a switch
- VoicelQ® Technology for hands-free voice activation
- Pairs with Amazon Alexa® and google Assistant-enabled devices
- Metered and custom dispensing options
- Includes feature to warm the water
- Includes "handwash mode" feature



Stryke®
Single Handle Pull-Down Kitchen Faucet



Model	Flow	Price	Finish
9176TV-PR-DST	1.8 gpm	1465.00	Lumicoat® Chrome
9176TV-AR-PR-DST	1.8 gpm	1679.00	Lumicoat® Arctic® Stainless
9176TV-BL-DST	1.8 gpm	1679.00	Matte Black
9176TV-CZ-PR-DST	1.8 gpm	1713.00	Lumicoat® Champagne Bronze™

TOUCH₂®
TECHNOLOGY

VoiceIQ® Hands-Free Voice Activation

- 1 or 3-hole 8" installation; for 3-hole, order RP100190 Escutcheon
- 9" long, 17 1/4" high
- Hot/cold indicators
- 2 1/2" max. deck thickness
- 32" min. InnoFlex® supply lines
- 3/8" compression fittings
- Euro-motion DIAMOND™ Valve
- Battery back-up - 6 (AA) or 6 (C)
- TempSense® light indicates water temp.
- MagnaTite® docking
- Includes 9 volt power supply
- Requires outlet not operated on a switch
- VoicelQ® Technology for hands-free voice activation
- Pairs with Amazon Alexa®- and Google Assistant-enabled devices
- Metered and custom dispensing options
- Includes feature to warm the water
- Includes "handwash mode" feature
- PR - Lumicoat® finishes, guaranteed to resist mineral buildup and hard water stains



Trinsic®
Single Handle Pull-Down Kitchen Faucet



Model	Flow	Price	Finish
9159TV-DST	1.8 gpm	1213.00	Chrome
9159TV-AR-DST	1.8 gpm	1370.00	Arctic® Stainless
9159TV-BL-DST	1.8 gpm	1370.00	Matte Black
9159TV-CZ-DST	1.8 gpm	1536.00	Champagne Bronze™
9159TV-KS-DST	1.8 gpm	1536.00	Black Stainless

TOUCH₂®
TECHNOLOGY

VoiceIQ® Hands-Free Voice Activation

- 1 or 3-hole 8" installation; for 3-hole, order RP64070 escutcheon
- 9 1/2" long, 15 11/16" high
- Red/blue indicators
- Spout swivels 360°
- 2 1/2" max. deck thickness
- 32" min. InnoFlex® supply lines
- 3/8" compression fittings
- Euro-motion DIAMOND™ Valve
- Battery back-up - 6 (AA) or 6 (C)
- TempSense® light indicates water temp.
- MagnaTite® docking
- Includes 9 volt power supply
- Requires outlet not operated on a switch
- VoicelQ® Technology for hands-free voice activation
- Pairs with Amazon® Alexa®- and Google® Assistant-enabled devices
- Metered and custom dispensing options
- Includes feature to warm the water
- Includes "handwash mode" feature



Delta Cantrall™
Single Handle Pull-Down Kitchen Faucet with Soap Dispenser and ShieldSpray Technology



Model	Flow	Price	Finish
19806Z-SPSD-DST	1.8 gpm	318.25	Spotshield Stainless

Features ShieldSpray® Technology

- ShieldSpray® Technology powers off the mess without making a mess
- Concentrated stream cuts through messes and innovative water shield reduces splatter
- SpotShield™ Technology helps your faucet or shower stay cleaner, longer by resisting water spots and fingerprints
- SpotShield™ Technology with antimicrobial protection of the finish resists odor- causing microbial growth on the finish
- Includes coordinating soap dispenser
- 1, 2, 3, or 4-hole 8" installation

Pull-Out/Pull-Down Kitchen



Leland®
Single Handle Pull-Down Kitchen Faucet



Model	Flow	Price	Finish
9178TV-DST	1.8 gpm	1047.80	Chrome
9178TV-AR-DST	1.8 gpm	1092.00	Arctic® Stainless
9178TV-BL-DST	1.8 gpm	1152.70	Matte Black
9178TV-CZ-DST	1.8 gpm	1252.05	Champagne Bronze™
9178TV-RB-DST	1.8 gpm	1252.05	Venetian Bronze®
9178TV-SP-DST	1.8 gpm	1092.35	SpotShield® Stainless

TOUCH₂O®
TECHNOLOGY



Features ShieldSpray® Technology

- 1 or 3-hole 8" installation (optional escutcheon included)
- 9 13/64" long, 14 7/8" high
- Red/blue indicators
- 2 1/2" max. deck thickness
- 32" min. InnoFlex® supply lines
- 3/8" compression fittings
- DIAMOND™ Valve
- Battery back-up - 6 (AA) or 6 (C)
- TempSense® light indicates water temp.
- MagnaTite® docking
- ShieldSpray® Technology powers off the mess without making a mess
- SP - SpotShield® finish resists spots, prints and stains with antimicrobial protection of the finish
- Includes 9 volt power supply
- Requires outlet not operated on a switch
- VoiceIQ® Technology for hands-free voice activation
- Pairs with Amazon® Alexa®- and Google® Assistant-enabled devices
- Metered and custom dispensing options
- Includes feature to warm the water
- Includes "handwash mode" feature



Essa®
Single Handle Pull-Down Kitchen Faucet



Model	Flow	Price	Finish
9113TV-DST	1.8 gpm	885.00	Chrome
9113TV-AR-DST	1.8 gpm	942.00	Arctic® Stainless
9113TV-BL-DST	1.8 gpm	956.00	Matte Black
9113TV-CZ-DST	1.8 gpm	1056.00	Champagne Bronze™
9113TV-RB-DST	1.8 gpm	1056.00	Venetian Bronze®

TOUCH₂O®
TECHNOLOGY



Features ShieldSpray® Technology

- 1 or 3-hole 8" installation (optional escutcheon included)
- 9 3/8" long, 16" high
- Red/blue indicators
- 2 1/2" max. deck thickness
- 32" min. InnoFlex® supply lines
- 3/8" compression fittings
- Euro-motion DIAMOND™ Valve
- Battery back-up - 6 (AA) or 6 (C)
- TempSense® light indicates water temp.
- MagnaTite® docking
- Includes 9 volt power supply
- Requires outlet not operated on a switch
- VoiceIQ® Technology for hands-free voice activation
- Pairs with Amazon® Alexa®- and Google® Assistant-enabled devices
- Metered and custom dispensing options
- Includes feature to warm the water
- Includes "handwash mode" feature

NEW!



Broderick®
Single Handle Spring Spout Pull-Down Kitchen Faucet



Model	Flow	Price	Finish
9690TL-DST	1.8 gpm	1242.00	Chrome
9690TL-AR-DST	1.8 gpm	1499.00	Arctic® Stainless
9690TL-BL-DST	1.8 gpm	1428.00	Matte Black
9690TL-CZ-DST	1.8 gpm	1649.00	Champagne Bronze™
9690TL-PN-DST	1.8 gpm	1499.00	Champagne Bronze™

TOUCH₂O®
WITH **TOUCHLESS™**
TECHNOLOGY

New Polished Nickel Finish Available Q4 2025

Features ShieldSpray® Technology

- 1 or 3-hole 8" installation, for 3 hole order RP100845
- 9 5/8" long, 19 15/16" high
- Hot/cold indicators
- 2 1/2" max. deck thickness
- 32" min. InnoFlex® supply lines
- Battery operated - 6 (AA) or 6 (C)
- TempSense® light indicates water temp.
- 3/8" compression fittings
- ShieldSpray® Technology powers off the mess without making a mess
- Euromotion DIAMOND™ Valve
- MagnaTite® docking
- Toggle between Touchless and Touch₂O® only settings



Delta Berkley®
Single Handle Pull-down Kitchen Faucet with MagnaTite and Soap Dispenser



Model	Flow	Price	Finish
19932Z-SPSD-DST	1.8 gpm	342.20	Spotshield Stainless

Features ShieldSpray® Technology

- Max flow rate 1.8 gpm @ 60 psi, 6.8 L/min @ 414 kPa
- One, two, three or four hole mount (optional escutcheon, included)
- 3/8" O.D. straight, staggered PEX supply tubes
- Spout rotates 360°
- Diamond coated ceramic cartridge
- Quick connect hoses
- Red/Blue indicator markings
- Magnetic docking system secures sprayer to spout
- Integral double check valves in sprayer assembly
- Integral hose lead to aid installation

NEW!



Trinsic®
Single Handle Spring Spout Pull-Down Kitchen Faucet



Model	Flow	Price	Finish
9659TL-DST	1.8 gpm	1085.00	Chrome
9659TL-AR-DST	1.8 gpm	1242.00	Arctic® Stainless
9659TL-BL-DST	1.8 gpm	1242.00	Matte Black
9659TL-PN-DST	1.8 gpm	1242.00	Polished Nickel
9659TL-CZ-DST	1.8 gpm	1399.00	Champagne Bronze™
9659TL-KS-DST	1.8 gpm	1399.00	Black Stainless

TOUCH₂O®
WITH **TOUCHLESS™**
TECHNOLOGY

- 1 or 3-hole 8" installation, for 3 hole order RP64070 escutcheon
- 9 1/2" long, 20 3/8" high
- Finished red/blue indicator
- 2 1/2" max. deck thickness
- 32" min. InnoFlex® supply lines
- Battery operated - 6 (AA) or 6 (C)
- 1 or 3-hole installation, for 3 hole order RP100845
- TempSense® light indicates water temp
- 3/8" compression fittings
- Euromotion DIAMOND™ Valve
- MagnaTite® docking
- Toggle between Touchless and Touch₂O® only settings

NEW!



Trinsic®
Single Handle Pull-Down Kitchen Faucet



Model	Flow	Price	Finish
9159TL-DST	1.8 gpm	985.00	Chrome
9159TL-AR-DST	1.8 gpm	1142.00	Arctic® Stainless
9159TL-BL-DST	1.8 gpm	1142.00	Matte Black
9159TL-PN-DST	1.8 gpm	1142.00	Polished Nickel
9159TL-CZ-DST	1.8 gpm	1299.00	Champagne Bronze™
9159TL-KS-DST	1.8 gpm	1299.00	Black Stainless

TOUCH₂O®
WITH **TOUCHLESS™**
TECHNOLOGY

- 1 or 3-hole 8" installation, for 3 hole order RP64070 escutcheon
- 9 1/2" long, 15 11/16" high
- Finished red/blue indicator
- Spout swivels 360°
- 2 1/2" max. deck thickness
- 32" min. InnoFlex® supply lines
- Battery operated - 6 (AA) or 6 (C)
- TempSense® light indicates water temp
- 3/8" compression fittings
- Euromotion DIAMOND™ Valve
- MagnaTite® docking
- Toggle between Touchless and Touch₂O® only settings

NEW!



Broderick®
Single Handle Pull-Down Kitchen Faucet



Model	Flow	Price	Finish
9190TL-DST	1.8 gpm	999.00	Chrome
9190TL-AR-DST	1.8 gpm	1242.00	Arctic® Stainless
9190TL-BL-DST	1.8 gpm	1242.00	Matte Black
9190TL-PN-DST	1.8 gpm	1242.00	Polished Nickel
9190TL-CZ-DST	1.8 gpm	1328.00	Champagne Bronze™
9190TL-KS-DST	1.8 gpm	1198.55	Black Stainless
9190TL-RB-DST	1.8 gpm	1328.00	Venetian Bronze®

TOUCH₂O®
WITH **TOUCHLESS™**
TECHNOLOGY

Features ShieldSpray® Technology

- 1 or 3-hole 8" installation, for 3 hole order RP100845
- 9 5/8" long, 16 1/8" high
- Hot/cold indicators
- 2 1/2" max. deck thickness
- 32" min. InnoFlex® supply lines
- Battery operated - 6 (AA) or 6 (C)
- TempSense® light indicates water temp.
- 3/8" compression fittings
- ShieldSpray® Technology powers off the mess without making a mess
- Euromotion DIAMOND™ Valve
- MagnaTite® docking
- Toggle between Touchless and Touch₂O® only settings



Pivotal®
Single Handle Pull-Down Kitchen Faucet



Model	Flow	Price	Finish
9193T-DST	1.8 gpm	1097.25	Chrome
9193T-AR-DST	1.8 gpm	1286.45	Arctic® Stainless
9193T-BL-DST	1.8 gpm	1311.80	Matte Black

TOUCH₂O®
WITH **TOUCHLESS™**
TECHNOLOGY

Features ShieldSpray® Technology

- 1 or 3-hole 8" installation; for 3-hole, order RP92233 escutcheon
- 9 1/2" long, 16" high
- Red/blue indicators
- 2 1/2" max. deck thickness
- 32" min. InnoFlex® supply lines
- Battery operated - 6 (AA) or 6 (C)
- TempSense® light indicates water temp.
- 3/8" compression fittings
- Euro-motion DIAMOND™ Valve
- MagnaTite® docking

NEW!


Cassidy®
Single Handle Pull-Down Kitchen Faucet


Model	Flow	Price	Finish
9197TL-PR-DST	1.8 gpm	1013.00	Lumicoat® Chrome
9197TL-AR-PR-DST	1.8 gpm	1185.00	Lumicoat® Arctic® Stainless
9197TL-CZ-PR-DST	1.8 gpm	1370.00	Lumicoat® Champagne Bronze™
9197TL-PN-PR-DST	1.8 gpm	1185.00	Lumicoat® Polished Nickel
9197TL-RB-DST	1.8 gpm	1370.00	Venetian Bronze®

TOUCH₂O®
 WITH **TOUCHLESS™**
 TECHNOLOGY

Features ShieldSpray® Technology

- 1 or 3-hole 8" installation, for 3 hole order RP71545
- 9 3/8" long, 16" high
- Hot/cold indicators
- 2 1/2" max. deck thickness
- 32" min. InnoFlex® supply lines
- Battery operated - 6 (AA) or 6 (C)
- TempSense® light indicates water temp
- 3/8" compression fittings
- ShieldSpray® Technology powers off the mess without making a mess
- Euromotion DIAMOND™ Valve
- PR - Lumicoat® finishes, guaranteed to resist mineral buildup and hard water stains
- MagnaTite® docking
- Toggle between Touchless and Touch₂O® only settings

NEW!


Stryke®
Single Handle Pull-Down Kitchen Faucet


Model	Flow	Price	Finish
9176TL-PR-DST	1.8 gpm	970.00	Lumicoat® Chrome
9176TL-AR-PR-DST	1.8 gpm	1170.00	Lumicoat® Arctic® Stainless
9176TL-BL-DST	1.8 gpm	1170.00	Matte Black
9176TL-CZ-PR-DST	1.8 gpm	1270.00	Lumicoat® Champagne Bronze™

TOUCH₂O®
 WITH **TOUCHLESS™**
 TECHNOLOGY

New Matte Black / Lumicoat® Champagne Bronze™ Finish Available Q4 2025

- 1 or 3-hole 8" installation, for 3 hole order RP100190
- 9" long, 17 1/4" high
- Hot/cold indicators
- 2 1/2" max. deck thickness
- 32" min. InnoFlex® supply lines
- Battery operated - 6 (AA) or 6 (C)
- TempSense® light indicates water temp
- 3/8" compression fittings
- Euromotion DIAMOND™ Valve
- PR - Lumicoat® finishes, guaranteed to resist mineral buildup and hard water stains
- MagnaTite® docking
- Toggle between Touchless and Touch₂O® only settings

NEW!


Emmeline®
Single Handle Pull-Down Kitchen Faucet

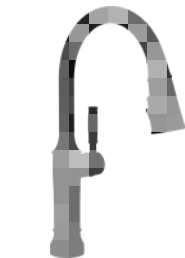

Model	Flow	Price	Finish
9182TL-PR-DST	1.8 gpm	828.00	Lumicoat® Chrome
9182TL-AR-PR-DST	1.8 gpm	1042.00	Lumicoat® Arctic® Stainless
9182TL-BL-DST	1.8 gpm	1042.00	Matte Black
9182TL-CZ-PR-DST	1.8 gpm	1113.00	Lumicoat® Champagne Bronze™
9182TL-PN-PR-DST	1.8 gpm	1042.00	Polished Nickel

TOUCH₂O®
 WITH **TOUCHLESS™**
 TECHNOLOGY

New Lumicoat® Polished Nickel Finish Available Q4 2025

Features ShieldSpray® Technology

- 1 or 3-hole 8" installation (optional escutcheon included)
- 9 3/8" long, 17 1/16" high
- Hot/cold indicators
- 2 1/2" max. deck thickness
- 32" min. InnoFlex® supply lines
- Battery operated - 6 (AA) or 6 (C)
- TempSense® light indicates water temp
- 3/8" compression fittings
- ShieldSpray® Technology powers off the mess without making a mess
- Euromotion DIAMOND™ Valve
- PR - Lumicoat® finishes, guaranteed to resist mineral buildup and hard water stains
- MagnaTite® docking
- Toggle between Touchless and Touch₂O® only settings


Renaldi™
Single Handle Pull-Down Kitchen Faucet


Model	Flow	Price	Finish
9184TL-PR-DST	1.8 gpm	799.00	Lumicoat® Chrome
9184TL-AR-PR-DST	1.8 gpm	899.00	Lumicoat® Arctic® Stainless
9184TL-BL-DST	1.8 gpm	899.00	Matte Black
9184TL-CZ-PR-DST	1.8 gpm	1013.00	Lumicoat® Champagne Bronze™
9184TL-PN-PR-DST	1.8 gpm	899.00	Lumicoat® Polished Nickel
9184TL-RB-DST	1.8 gpm	1013.00	Venetian Bronze®

TOUCH₂O®
 WITH **TOUCHLESS™**
 TECHNOLOGY

Features ProClean™ Spray

- 1 or 3-hole installation, for 3 hole order RP100845
- 9 5/8" long, 19 3/4" high
- 2 1/2" max. deck thickness
- 32" min. InnoFlex® supply lines
- Battery operated - 6 (AA) or 6 (C)
- TempSense® light indicates water temp
- 3/8" compression fittings
- Features ProClean™ Kitchen Spray Wand to provide a powerful, wide fan spray for quick and complete cleaning
- Euromotion DIAMOND™ Valve
- PR - Lumicoat® finishes, guaranteed to resist mineral buildup and hard water stains
- MagnaTite® docking
- Toggle between Touchless and Touch₂O® only settings

NEW!



**Monrovia®
Single Handle Pull-Down Kitchen Faucet**



Model	Flow	Price	Finish
9191TL-PR-DST	1.8 gpm	813.00	Lumicoat® Chrome
9191TL-AR-PR-DST	1.8 gpm	970.00	Lumicoat® Arctic® Stainless
9191TL-BL-DST	1.8 gpm	970.00	Matte Black
9191TL-CZ-PR-DST	1.8 gpm	1085.00	Lumicoat® Champagne Bronze™
9191TL-GZ-PR-DST	1.8 gpm	1085.00	Matte Black / Champagne Bronze

TOUCH₂O®
WITH **TOUCHLESS™**
TECHNOLOGY

- 1 or 3-hole 8" installation, for 3 hole order RP47274
- 9" long, 16 5/8" high
- Hot/Cold indicators
- 2 1/2" max. deck thickness
- 32" min. InnoFlex® supply lines
- Battery operated - 6 (AA) or 6 (C)
- TempSense® light indicates water temp
- 3/8" compression fittings
- Euromotion DIAMOND™ Valve
- PR - Lumicoat® finishes, guaranteed to resist mineral buildup and hard water stains
- MagnaTite® docking
- Toggle between Touchless and Touch₂O® only settings

New Matte Black / Lumicoat® Champagne Bronze™ Finish Available Q4 2025

**Leland®
Single Handle Pull-Down Kitchen Faucet**



Model	Flow	Price	Finish
9178TL-DST	1.8 gpm	756.00	Chrome
9178TL-AR-DST	1.8 gpm	813.00	Arctic® Stainless
9178TL-BL-DST	1.8 gpm	870.00	Matte Black
9178TL-CZ-DST	1.8 gpm	985.00	Champagne Bronze™
9178TL-RB-DST	1.8 gpm	985.00	Venetian Bronze®
9178TL-SP-DST	1.8 gpm	813.00	SpotShield® Stainless

TOUCH₂O®
WITH **TOUCHLESS™**
TECHNOLOGY

Features ShieldSpray® Technology

- 1 or 3-hole 8" installation (optional escutcheon included)
- 9 13/64" long, 14 7/8" high
- Finished red/blue indicator
- 2 1/2" max. deck thickness
- 32" min. InnoFlex® supply lines
- Battery operated - 6 (AA) or 6 (C)
- TempSense® light indicates water temp
- 3/8" compression fittings
- ShieldSpray® Technology powers off the mess without making a mess
- SP - SpotShield® finish resists spots, prints and stains; also includes antimicrobial protection of the finish
- DIAMOND™ Valve
- MagnaTite® docking
- Toggle between Touchless and Touch₂O® only settings

**Coranto®
Single Handle Pull-Down Kitchen Faucet**



Model	Flow	Price	Finish
9179TL-DST	1.8 gpm	713.00	Chrome
9179TL-AR-DST	1.8 gpm	756.00	Arctic® Stainless
9179TL-BL-DST	1.8 gpm	756.00	Matte Black
9179TL-CZ-DST	1.8 gpm	942.00	Champagne Bronze™
9179TL-RB-DST	1.8 gpm	942.00	Venetian Bronze®

TOUCH₂O®
WITH **TOUCHLESS™**
TECHNOLOGY

Features ShieldSpray® Technology

- 1 or 3-hole 8" installation (optional escutcheon included)
- 9 3/8" long, 16 1/8" high
- Red/blue indicators
- 2 1/2" max. deck thickness
- 32" min. InnoFlex® supply lines
- Battery operated - 6 (AA) or 6 (C)
- TempSense® light indicates water temp
- 3/8" compression fittings
- ShieldSpray® Technology powers off the mess without making a mess
- Euromotion DIAMOND™ Valve
- MagnaTite® docking
- Toggle between Touchless and Touch₂O® only settings

NEW!



**Essa®
Single Handle Pull-Down Kitchen Faucet**



Model	Flow	Price	Finish
9113TL-DST	1.8 gpm	642.00	Chrome
9113TL-AR-DST	1.8 gpm	699.00	Arctic® Stainless
9113TL-BL-DST	1.8 gpm	713.00	Matte Black
9113TL-CZ-DST	1.8 gpm	813.00	Champagne Bronze™
9113TL-RB-DST	1.8 gpm	813.00	Venetian Bronze®

TOUCH₂O®
WITH **TOUCHLESS™**
TECHNOLOGY

- 1 or 3-hole 8" installation (optional escutcheon included)
- 9 3/8" long, 16" high
- Red/Blue indicators
- 2 1/2" max. deck thickness
- 32" min. InnoFlex® supply lines
- Battery operated - 6 (AA) or 6 (C)
- TempSense® light indicates water temp
- 3/8" compression fittings
- Euromotion DIAMOND™ Valve
- MagnaTite® docking
- Toggle between Touchless and Touch₂O® only settings

NEW!



Lenta®
Single Handle Pull-Down Kitchen Faucet



Model	Flow	Price	Finish
19802TLZ-DST	1.8 gpm	599.00	Chrome
19802TLZ-BL-DST	1.8 gpm	656.00	Matte Black
19802TLZ-CZ-DST	1.8 gpm	813.00	Champagne Bronze™
19802TLZ-GB-DST	1.8 gpm	799.00	Brushed Gold
19802TLZ-SP-DST	1.8 gpm	642.00	SpotShield® Stainless

TOUCH₂O®
WITH **TOUCHLESS™**
TECHNOLOGY

Features ShieldSpray® Technology

- 1 or 3-hole 8" installation (optional escutcheon included)
- 9 1/8" long, 15 3/4" high
- Hot/Cold indicators
- 2 1/2" max. deck thickness
- 32" min. InnoFlex® supply lines
- Battery operated - 6 (AA) or 6 (C)
- TempSense® light indicates water temp
- 3/8" compression fittings
- ShieldSpray® Technology powers off the mess without making a mess
- Euromotion DIAMOND™ Valve
- SP - SpotShield® finish resists spots, prints and stains, also includes antimicrobial protection of the finish
- MagnaTite® docking
- Toggle between Touchless and Touch₂O® only settings



Broderick®
Single Handle Spring Spout Pull-Down Kitchen Faucet



Model	Flow	Price	Finish
9690T-DST	1.8 gpm	1257.00	Chrome
9690T-AR-DST	1.8 gpm	1482.30	Arctic® Stainless

TOUCH₂O®
TECHNOLOGY

Features ShieldSpray® Technology

- 1 or 3-hole 8" installation; for 3-hole, order RP100845 escutcheon
- 9 5/8" long, 20 3/8" high
- Hot/cold indicators
- 2 1/2" max. deck thickness
- 32" min. InnoFlex® supply lines
- Battery operated - 6 (AA) or 6 (C)
- TempSense® light indicates water temp.
- 3/8" compression fittings
- ShieldSpray® Technology powers off the mess without making a mess
- Euro-motion DIAMOND™ Valve
- MagnaTite® docking



Cassidy®
Single Handle Pull-Down Kitchen Faucet



Model	Flow	Price	Finish
9197T-PR-DST	1.8 gpm	1109.55	Lumicoat® Chrome
9197T-AR-PR-DST	1.8 gpm	1257.60	Lumicoat® Arctic® Stainless
9197T-CZ-PR-DST	1.8 gpm	1434.95	Lumicoat® Champagne Bronze™
9197T-PN-PR-DST	1.8 gpm	1257.60	Lumicoat® Polished Nickel
9197T-RB-DST	1.8 gpm	1434.25	Venetian Bronze®

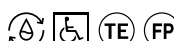
TOUCH₂O®
TECHNOLOGY

Features ShieldSpray® Technology

- 1 or 3-hole 8" installation, for 3-hole, order RP71545 escutcheon
- 9 3/8" long, 16" high
- Hot/cold indicators
- 2 1/2" max. deck thickness
- 32" minimum InnoFlex® supply lines
- 3/8" compression fittings
- Euro-motion DIAMOND™ Valve
- Battery operated - 6 (AA) or 6 (C)
- TempSense® light indicates water temp.
- ShieldSpray® Technology powers off the mess without making a mess
- PR - Lumicoat® finishes, guaranteed to resist mineral buildup and hard water stains
- MagnaTite® docking



Broderick®
Single Handle Pull-Down Kitchen Faucet



Model	Flow	Price	Finish
9190T-DST	1.8 gpm	1037.45	Chrome
9190T-AR-DST	1.8 gpm	1258.40	Arctic® Stainless
9190T-BL-DST	1.8 gpm	1259.45	Matte Black
9190T-CZ-DST	1.8 gpm	1334.95	Champagne Bronze™
9190T-KS-DST	1.8 gpm	1333.40	Black Stainless
9190T-RB-DST	1.8 gpm	1334.20	Venetian Bronze®

TOUCH₂O®
TECHNOLOGY

Features ShieldSpray® Technology

- 1 or 3-hole 8" installation; for 3-hole, order RP100845 escutcheon
- 9 5/8" long, 16 1/8" high
- Hot/cold indicators
- 2 1/2" max. deck thickness
- 32" min. InnoFlex® supply lines
- Battery operated - 6 (AA) or 6 (C)
- TempSense® light indicates water temp.
- 3/8" compression fittings
- ShieldSpray® Technology powers off the mess without making a mess
- Euro-motion DIAMOND™ Valve
- MagnaTite® docking



Trinsic®
Single Handle Spring Spout Pull-Down Kitchen Faucet



Model	Flow	Price	Finish
9659T-DST	1.8 gpm	1085.00	Chrome
9659T-AR-DST	1.8 gpm	1242.00	Arctic® Stainless
9659T-KS-DST	1.8 gpm	1399.00	Black Stainless

TOUCH₂O®
TECHNOLOGY

- 1 or 3-hole 8" installation; for 3-hole, order RP64070 escutcheon
- 9 1/2" long, 20 3/8" high
- Red/blue indicators
- 2 1/2" max. deck thickness
- 32" min. InnoFlex® supply lines
- Battery operated - 6 (AA) or 6 (C)
- TempSense® light indicates water temp.
- 3/8" compression fittings
- Euro-motion DIAMOND™ Valve
- MagnaTite® docking



Stryke®
Single Handle Pull-Down Kitchen Faucet



Model	Flow	Price	Finish
9176T-PR-DST	1.8 gpm	1128.00	Lumicoat® Chrome
9176T-AR-PR-DST	1.8 gpm	1328.00	Lumicoat® Arctic® Stainless
9176T-BL-DST	1.8 gpm	1328.00	Matte Black
9176T-CZ-PR-DST	1.8 gpm	1428.00	Lumicoat® Champagne Bronze™

TOUCH₂
TECHNOLOGY

- 1 or 3-hole 8" installation; for 3-hole, order RP100190 escutcheon
- 9" long, 17 1/4" high
- Hot/cold indicators
- 2 1/2" max. deck thickness
- 32" min. InnoFlex® supply lines
- 3/8" compression fittings
- Battery operated - 6 (AA) or 6 (C)
- TempSense® light indicates water temp.
- PR - Lumicoat® finishes, guaranteed to resist mineral buildup and hard water stains
- Euro-motion DIAMOND™ Valve
- MagnaTite® docking



Trinsic®
Single Handle Pull-Down Kitchen Faucet



Model	Flow	Price	Finish
9159T-DST	1.8 gpm	985.00	Chrome
9159T-AR-DST	1.8 gpm	1142.00	Arctic® Stainless
9159T-BL-DST	1.8 gpm	1142.00	Matte Black
9159T-CZ-DST	1.8 gpm	1299.00	Champagne Bronze™
9159T-KS-DST	1.8 gpm	1299.00	Black Stainless

TOUCH₂
TECHNOLOGY

- 1 or 3-hole 8" installation; for 3-hole, order RP64070 escutcheon
- 9 1/2" long, 15 11/16" high
- Red/blue indicators
- 2 1/2" max. deck thickness
- 32" min. InnoFlex® supply lines
- Battery operated - 6 (AA) or 6 (C)
- TempSense® light indicates water temp.
- 3/8" compression fittings
- Euro-motion DIAMOND™ Valve
- MagnaTite® docking



Emmeline®
Single Handle Pull-Down Kitchen Faucet



Model	Flow	Price	Finish
9182T-PR-DST	1.8 gpm	871.50	Lumicoat® Chrome
9182T-AR-PR-DST	1.8 gpm	916.45	Lumicoat® Arctic® Stainless
9182T-BL-DST	1.8 gpm	916.90	Matte Black
9182T-CZ-PR-DST	1.8 gpm	990.80	Lumicoat® Champagne Bronze™

TOUCH₂
TECHNOLOGY

Features ShieldSpray® Technology

- 1 or 3-hole 8" installation, for 3-hole, order RP47274 escutcheon
- 9 3/8" long, 17 1/16" high
- Hot/cold indicators
- 2 1/2" max. deck thickness
- 32" minimum InnoFlex® supply lines
- 3/8" compression fittings
- Euro-motion DIAMOND™ Valve
- Battery operated - 6 (AA) or 6 (C)
- TempSense® light indicates water temp.
- ShieldSpray® Technology powers off the mess without making a mess
- PR - Lumicoat® finishes, guaranteed to resist mineral buildup and hard water stains
- MagnaTite® docking



Monrovia®
Single Handle Pull-Down Kitchen Faucet



Model	Flow	Price	Finish
9191T-PR-DST	1.8 gpm	812.85	Lumicoat® Chrome
9191T-AR-PR-DST	1.8 gpm	961.50	Lumicoat® Arctic Stainless
9191T-BL-DST	1.8 gpm	961.95	Matte Black
9191T-CZ-PR-DST	1.8 gpm	1064.10	Lumicoat® Champagne Bronze™

TOUCH₂
TECHNOLOGY

- 1 or 3-hole 8" installation; for 3-hole, order RP47274
- 9" long, 16 5/8" high
- Hot/Cold indicators
- 2 1/2" max. deck thickness
- 32" minimum InnoFlex® supply lines included
- 3/8" compression fittings
- Euro-motion DIAMOND™ Valve
- Battery operated - 6 (AA) or 6 (C)
- TempSense® light indicates water temp.
- PR - Lumicoat® finishes, guaranteed to resist mineral buildup and hard water stains
- MagnaTite® docking



Leland®
Single Handle Pull-Down Kitchen Faucet



Model	Flow	Price	Finish
9178T-DST	1.8 gpm	785.00	Chrome
9178T-AR-DST	1.8 gpm	842.00	Arctic® Stainless
9178T-BL-DST	1.8 gpm	899.00	Matte Black
9178T-CZ-DST	1.8 gpm	1013.00	Champagne Bronze™
9178T-RB-DST	1.8 gpm	1013.00	Venetian Bronze®
9178T-SP-DST	1.8 gpm	842.00	SpotShield® Stainless

TOUCH₂
TECHNOLOGY

Features ShieldSpray® Technology

- 1 or 3-hole 8" installation (optional escutcheon included)
- 9 13/64" long, 14 7/8" high
- Finished red/blue indicator
- 2 1/2" max. deck thickness
- 32" min. InnoFlex® supply lines
- Battery operated - 6 (AA) or 6 (C)
- TempSense® light indicates water temp.
- 3/8" compression fittings
- ShieldSpray® Technology powers off the mess without making a mess
- SP - SpotShield® finish resists spots, prints and stains; also includes antimicrobial protection of the finish
- DIAMOND™ Valve
- MagnaTite® docking

Pull-Out/Pull-Down Kitchen



Coranto®
Single Handle Pull-Down Kitchen Faucet




Model	Flow	Price	Finish
9179T-DST	1.8 gpm	739.00	Chrome
9179T-AR-DST	1.8 gpm	783.20	Arctic® Stainless
9179T-BL-DST	1.8 gpm	783.20	Matte Black
9179T-CZ-DST	1.8 gpm	871.95	Champagne Bronze™
9179T-RB-DST	1.8 gpm	871.50	Venetian Bronze®



Features ShieldSpray® Technology

- 1 or 3-hole 8" installation (optional escutcheon included)
- 9 3/8" long, 16 1/8" high
- Red/blue indicators
- 2 1/2" max. deck thickness
- 32" minimum InnoFlex® supply lines included
- 3/8" compression fitting
- Euro-motion DIAMOND™ Valve
- Battery operated - 6 (AA) or 6 (C)
- TempSense® light indicates water temp.
- ShieldSpray® Technology powers off the mess without making a mess
- MagnaTite® docking

NEW!



Lenta®
Single Handle Pull-Down Kitchen Faucet



Model	Flow	Price	Finish
19802TZ-DST	1.8 gpm	685.00	Chrome
19802TZ-BL-DST	1.8 gpm	756.00	Matte Black
19802TZ-CZ-DST	1.8 gpm	913.00	Champagne Bronze™
19802TZ-GB-DST	1.8 gpm	913.00	Brushed Gold
19802TZ-SP-DST	1.8 gpm	713.00	SpotShield® Stainless



Features ShieldSpray® Technology

New Brushed Gold Finish Available

- 1 or 3-hole 8" installation (optional escutcheon included)
- 9 1/8" long, 15 3/4" high
- Hot/cold indicators
- 2 1/2" max. deck thickness
- 32" min. InnoFlex® supply lines
- Battery operated - 6 (AA) or 6 (C)
- TempSense® light indicates water temp.
- 3/8" compression fitting
- ShieldSpray® Technology powers off the mess without making a mess
- SP - SpotShield® finish resists spots, prints and stains also includes antimicrobial protection of the finish
- Euro-motion DIAMOND™ Valve
- MagnaTite® docking



Essa®
Single Handle Pull-Down Kitchen Faucet



Model	Flow	Price	Finish
9113T-DST	1.8 gpm	656.00	Chrome
9113T-AR-DST	1.8 gpm	713.00	Arctic® Stainless
9113T-BL-DST	1.8 gpm	728.00	Matte Black
9113T-CZ-DST	1.8 gpm	828.00	Champagne Bronze™
9113T-RB-DST	1.8 gpm	828.00	Venetian Bronze®



- 1 or 3-hole 8" installation (optional escutcheon included)
- 9 3/8" long, 16" high
- Red/blue indicators
- 2 1/2" max. deck thickness
- 32" min. InnoFlex® supply lines
- Battery operated - 6 (AA) or 6 (C)
- TempSense® light indicates water temp.
- 3/8" compression fitting
- Euro-motion DIAMOND™ Valve
- MagnaTite® docking

NEW!



Broderick®
Two Handle Bridge Pull-Down Kitchen Faucet



Model	Flow	Price	Finish
2390L-DST	1.8 gpm	1199.00	Chrome
2390L-AR-DST	1.8 gpm	1536.00	Arctic® Stainless
2390L-BL-DST	1.8 gpm	1536.00	Matte Black
2390L-CZ-DST	1.8 gpm	1679.00	Champagne Bronze™
2390L-KS-DST	1.8 gpm	1522.00	Black Stainless
2390L-RB-DST	1.8 gpm	1679.00	Venetian Bronze®

Features ShieldSpray® Technology

New Polished Nickel Finish Available Q4 2025

- 3 hole installation
- 9 5/8" long, 15 7/8" high
- Hot/cold indicators
- 3" max. deck thickness
- 30" min. InnoFlex® supply lines
- 3/8" compression fitting
- ShieldSpray® Technology powers off the mess without making a mess
- DIAMOND™ Valve
- MagnaTite® docking

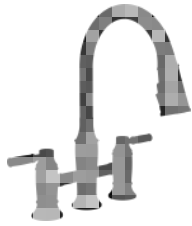


Signature Pullouts®
Single Handle Pull-Out Kitchen Faucet



Model	Flow	Price	Finish
470-PROMO-DST	1.8 gpm	413.00	Chrome

- Max. flow rate 1.8 gpm @ 60 PSI, 6.8 L/Min @ 414 kPa
- WE models maximum 1.5 gpm @ 60 psi, 5.7 L/min @ 414 kPa
- Two or three hole mount
- 3/8" O.D. straight, staggered PEX supply lines
- Spout rotates 120°
- Red/blue indicator markings
- Two-function wand; Aerated stream or spray
- Dual integral check valves in sprayer


Renaldi™
Two Handle Bridge Pull-Down Kitchen Faucet


Model	Flow	Price	Finish
2384L-PR-DST	1.8 gpm	1028.00	Lumicoat® Chrome
2384L-AR-PR-DST	1.8 gpm	1213.00	Lumicoat® Arctic® Stainless
2384L-BL-DST	1.8 gpm	1213.00	Matte Black
2384L-CZ-PR-DST	1.8 gpm	1413.00	Lumicoat® Champagne Bronze™
2384L-PN-PR-DST	1.8 gpm	1213.00	Lumicoat® Polished Nickel
2384L-RB-DST	1.8 gpm	1413.00	Venetian Bronze®

Features ProClean™ Spray

- 3 hole installation
- 9 5/8" long, 15 7/8" high
- 3" max. deck thickness
- 32" min. InnoFlex® supply lines
- 3/8" compression fittings
- ProClean™ Kitchen Spray Wand to provide a powerful, wide fan spray for quick and complete cleaning
- DIAMOND™ Valve
- PR - Lumicoat® finishes, guaranteed to resist mineral buildup and hard water stains
- MagnaTite® docking

NEW!

Broderick®
Single Handle Spring Spout Pull-Down Kitchen Faucet


Model	Flow	Price	Finish
9690-DST	1.8 gpm	1056.00	Chrome
9690-AR-DST	1.8 gpm	1285.00	Arctic® Stainless
9690-BL-DST	1.8 gpm	1242.00	Matte Black
9690-CZ-DST	1.8 gpm	1413.00	Champagne Bronze™
9690-PN-DST	1.8 gpm	1285.00	Polished Nickel

Features ShieldSpray® Technology

- 1 or 3-hole 8" installation; for 3-hole, order RP100845 escutcheon
- 9 5/8" long, 19 15/16" high
- Hot/cold indicators
- 2 1/2" max. deck thickness
- 32" min. InnoFlex® supply lines
- 3/8" compression fittings
- ShieldSpray® Technology powers off the mess without making a mess
- Euro-motion DIAMOND™ Valve
- MagnaTite® docking

NEW!

Trinsic®
Single Handle Spring Spout Pull-Down Kitchen Faucet


Model	Flow	Price	Finish
9659-DST	1.8 gpm	813.00	Chrome
9659-AR-DST	1.8 gpm	970.00	Arctic® Stainless
9659-BL-DST	1.8 gpm	970.00	Matte Black
9659-CZ-DST	1.8 gpm	1128.00	Champagne Bronze™
9659-KS-DST	1.8 gpm	1128.00	Black Stainless
9659-PN-DST	1.8 gpm	970.00	Polished Nickel

New Matte Black and Champagne Bronze™ Finishes Available

New Polished Nickel Finish Available Q4 2025

- 1 or 3-hole 8" installation; for 3-hole, order RP64070 escutcheon
- 9 1/2" long, 19 5/8" high
- Red/blue indicators
- 2 1/2" max. deck thickness
- 32" min. InnoFlex® supply lines
- 3/8" compression fittings
- Euro-motion DIAMOND™ Valve
- MagnaTite® docking

NEW!

Broderick®
Single Handle Pull-Down Kitchen Faucet


Model	Flow	Price	Finish
9190-DST	1.8 gpm	813.00	Chrome
9190-AR-DST	1.8 gpm	1056.00	Arctic® Stainless
9190-BL-DST	1.8 gpm	1056.00	Matte Black
9190-CZ-DST	1.8 gpm	1128.00	Champagne Bronze™
9190-KS-DST	1.8 gpm	1034.00	Black Stainless
9190-RB-DST	1.8 gpm	1128.00	Venetian Bronze®
9190-PN-DST	1.8 gpm	1056.00	Polished Nickel

Features ShieldSpray® Technology

- 1 or 3-hole 8" installation; for 3-hole, order RP100845 escutcheon
- 9 5/8" long, 15 5/8" high
- Hot/cold indicators
- 2 1/2" max. deck thickness
- 32" min. InnoFlex® supply lines
- 3/8" compression fittings
- ShieldSpray® Technology powers off the mess without making a mess
- Euro-motion DIAMOND™ Valve
- MagnaTite® docking


Leland®
Single Handle Pull-Down Kitchen Faucet with Soap Dispenser

Model	Flow	Price	Finish
978-SD-DST	1.8 gpm	585.00	Chrome

Features Touch-Clean® Sprayhead

- Maximum 1.8 gpm @ 60 PSI, 6.8 L/Min @ 414 kPa
- Two or three hole mount
- 3/8" O.D. straight, staggered PEX supply tubes
- Spout rotates 360°
- Control shall return to neutral position when faucet is turned off
- Red/blue indicator markings
- Two-function wand; Aerated stream or spray
- Dual integral check valves in spray
- DIAMOND Seal® Technology
- MagnaTite® Magnetic Docking



Cassidy®
Single Handle Pull-Down Kitchen Faucet



Model	Flow	Price	Finish
9197-PR-DST	1.8 gpm	813.00	Lumicoat® Chrome
9197-AR-PR-DST	1.8 gpm	985.00	Lumicoat® Arctic® Stainless
9197-CZ-PR-DST	1.8 gpm	1170.00	Lumicoat® Champagne Bronze™
9197-PN-PR-DST	1.8 gpm	985.00	Lumicoat® Polished Nickel
9197-RB-DST	1.8 gpm	1170.00	Venetian Bronze®

Features ShieldSpray® Technology

- 1 or 3-hole 8" installation, for 3-hole, order RP71545 escutcheon
- 9 3/8" long, 15 1/2" high
- Hot/cold indicators
- 2 1/2" max. deck thickness
- 32" minimum InnoFlex® supply lines
- 3/8" compression fittings
- Euro-motion DIAMOND™ Valve
- ShieldSpray® Technology powers off the mess without making a mess
- PR - Lumicoat® finishes, guaranteed to resist mineral buildup and hard water stains
- MagnaTite® docking

NEW!



Stryke®
Single Handle Pull-Down Kitchen Faucet



Model	Flow	Price	Finish
9176-PR-DST	1.8 gpm	785.00	Lumicoat® Chrome
9176-AR-PR-DST	1.8 gpm	985.00	Lumicoat® Arctic® Stainless
9176-BL-DST	1.8 gpm	985.00	Matte Black
9176-CZ-PR-DST	1.8 gpm	1085.00	Lumicoat® Champagne Bronze™

New Matte Black / Lumicoat® Champagne Bronze™ Finish Available Q4 2025

- 1 or 3-hole 8" installation; for 3-hole, order RP100190 escutcheon
- 9" long, 16 3/4" high
- Hot/cold indicators
- 2 1/2" max. deck thickness
- 32" min. InnoFlex® supply lines
- 3/8" compression fittings
- Euro-Motion DIAMOND™ Valve
- PR - Lumicoat® finishes, guaranteed to resist mineral buildup and hard water stains
- MagnaTite® docking

NEW!



Trinsic®
Single Handle Pull-Down Kitchen Faucet



Model	Flow	Price	Finish
9159-DST	1.8 gpm	713.00	Chrome
9159-AR-DST	1.8 gpm	870.00	Arctic® Stainless
9159-BL-DST	1.8 gpm	870.00	Matte Black
9159-PN-DST	1.8 gpm	870.00	Polished Nickel
9159-CZ-DST	1.8 gpm	1028.00	Champagne Bronze™
9159-KS-DST	1.8 gpm	1028.00	Black Stainless

New Polished Nickel Finish Available Q4 2025

- 1 or 3-hole 8" installation; for 3-hole, order RP64070 escutcheon
- 9 1/2" long, 15 11/16" high
- Red/blue indicators
- Spout swivels 360°
- 2 1/2" max. deck thickness
- 32" min. InnoFlex® supply lines
- 3/8" compression fittings
- Euro-motion DIAMOND™ Valve
- MagnaTite® docking

NEW!



Trinsic®
Limited Swivel Single Handle Pull-Down Kitchen Faucet



Model	Flow	Price	Finish
9159-LS-DST	1.8 gpm	713.00	Chrome
9159-ARLS-DST	1.8 gpm	870.00	Arctic® Stainless
9159-BLLS-DST	1.8 gpm	870.00	Matte Black
9159-PNLS-DST	1.8 gpm	870.00	Polished Nickel
9159-CZLS-DST	1.8 gpm	1028.00	Champagne Bronze™
9159-KSLS-DST	1.8 gpm	1028.00	Black Stainless

New Polished Nickel Finish Available Q4 2025

- 1 or 3-hole 8" installation; for 3-hole, order RP64070 escutcheon
- 9 1/2" long, 15 11/16" high
- Red/blue indicators
- Spout swivels 140°
- 2 1/2" max. deck thickness
- 32" min. InnoFlex® supply lines
- 3/8" compression fittings
- Euro-motion DIAMOND™ Valve
- MagnaTite® docking



Pivotal®
Single Handle Pull-Down Kitchen Faucet



Model	Flow	Price	Finish
9193-DST	1.8 gpm	756.80	Chrome
9193-AR-DST	1.8 gpm	945.95	Arctic® Stainless
9193-BL-DST	1.8 gpm	964.55	Matte Black

- 1 or 3-hole 8" installation; for 3-hole, order RP92233 escutcheon
- 9 1/2" long, 15 1/2" high
- Red/blue indicators
- 2 1/2" max. deck thickness
- 32" min. InnoFlex® supply lines
- 3/8" compression fittings
- Euro-motion DIAMOND™ Valve
- MagnaTite® docking



Essa®
Single Handle Spring Spout Pull-Down Kitchen Faucet



Model	Flow	Price	Finish
9613-DST	1.8 gpm	642.00	Chrome
9613-AR-DST	1.8 gpm	713.00	Arctic® Stainless
9613-BL-DST	1.8 gpm	713.00	Matte Black
9613-CZ-DST	1.8 gpm	856.00	Champagne Bronze™
9613-RB-DST	1.8 gpm	856.00	Venetian Bronze®

- 1 or 3-hole 8" installation (optional escutcheon included)
- 9 5/8" long, 19 3/4" high
- Hot/Cold Indicators
- 2 1/2" max. deck thickness
- 32" min. InnoFlex® supply lines
- 3/8" compression fittings
- Euromotion DIAMOND™ Valve
- MagnaTite™ docking

NEW!



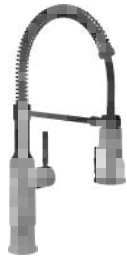
Emmeline®
Single Handle Pull-Down Kitchen Faucet



Model	Flow	Price	Finish
9182-PR-DST	1.8 gpm	682.00	Lumicoat® Chrome
9182-AR-PR-DST	1.8 gpm	842.00	Lumicoat® Arctic® Stainless
9182-PN-PR-DST	1.8 gpm	842.00	Polished Nickel
9182-BL-DST	1.8 gpm	842.00	Matte Black
9182-CZ-PR-DST	1.8 gpm	928.00	Lumicoat® Champagne Bronze™

Features ShieldSpray® Technology

- 1 or 3-hole 8" installation (optional escutcheon included)
- 9 3/8" long, 16 5/8" high
- Hot/cold indicators
- 2 1/2" max. deck thickness
- 32" minimum InnoFlex® supply lines
- 3/8" compression fittings
- Euro-motion DIAMOND™ Valve
- ShieldSpray® Technology powers off the mess without making a mess
- PR - Lumicoat® finishes, guaranteed to resist mineral buildup and hard water stains
- MagnaTite™ docking



Theodora®
Single Handle Spring Spout Pull-Down Kitchen Faucet



Model	Flow	Price	Finish
18804Z-DST	1.8 gpm	599.00	Chrome
18804Z-BL-DST	1.8 gpm	613.00	Matte Black
18804Z-CZ-DST	1.8 gpm	713.00	Champagne Bronze™
18804Z-RB-DST	1.8 gpm	713.00	Venetian Bronze®
18804Z-SP-DST	1.8 gpm	642.00	SpotShield® Stainless

Features ShieldSpray® Technology

- 1 or 3-hole 8" installation (optional escutcheon included)
- 9 5/8" long, 19 3/4" high
- Hot/cold indicators
- 2 1/2" max. deck thickness
- 32" min. InnoFlex® supply lines
- 3/8" compression fittings
- ShieldSpray® Technology powers off the mess without making a mess
- SP - SpotShield® finish resists spots, prints and stains, also includes antimicrobial protection of the finish
- Euromotion DIAMOND™ Valve
- MagnaTite™ docking

NEW!



Monrovia®
Single Handle Pull-Down Kitchen Faucet



Model	Flow	Price	Finish
9191-PR-DST	1.8 gpm	613.00	Lumicoat® Chrome
9191-AR-PR-DST	1.8 gpm	770.00	Lumicoat® Arctic® Stainless
9191-BL-DST	1.8 gpm	770.00	Matte Black
9191-CZ-PR-DST	1.8 gpm	885.00	Lumicoat® Champagne Bronze™
9191-GZ-PR-DST	1.8 gpm	885.00	Matte Black / Champagne Bronze™

- 1 or 3-hole 8" installation; for 3-hole, order RP47274
- 9" long, 16 1/8" high
- Hot/Cold indicators
- 2 1/2" max. deck thickness
- 32" minimum InnoFlex® supply lines included
- 3/8" compression fittings
- Euro-motion DIAMOND™ Valve
- PR - Lumicoat® finishes, guaranteed to resist mineral buildup and hard water stains
- MagnaTite™ docking



Renaldi™
Single Handle Pull-Down Kitchen Faucet



Model	Flow	Price	Finish
9184-PR-DST	1.8 gpm	570.00	Lumicoat® Chrome
9184-AR-PR-DST	1.8 gpm	670.00	Lumicoat® Arctic® Stainless
9184-BL-DST	1.8 gpm	670.00	Matte Black
9184-CZ-PR-DST	1.8 gpm	785.00	Lumicoat® Champagne Bronze™
9184-PN-PR-DST	1.8 gpm	670.00	Lumicoat® Polished Nickel
9184-RB-DST	1.8 gpm	785.00	Venetian Bronze®

Features ProClean™ Spray

- 1 or 3-hole 8" installation, for 3-hole order RP100845
- 9 5/8" long, 19 3/4" high
- 2 1/2" max. deck thickness
- 32" min. InnoFlex® supply lines
- 3/8" compression fittings
- ProClean™ Kitchen Spray Wand to provide a powerful, wide fan spray for quick and complete cleaning
- Euromotion DIAMOND™ Valve
- PR - Lumicoat® finishes, guaranteed to resist mineral buildup and hard water stains
- MagnaTite™ docking



Antoni®
Single Handle Spring Spout Pull-Down Kitchen Faucet



Model	Flow	Price	Finish
18803-DST	1.8 gpm	556.00	Chrome
18803-BL-DST	1.8 gpm	685.00	Matte Black
18803-CZ-DST	1.8 gpm	785.00	Champagne Bronze™
18803-SP-DST	1.8 gpm	613.00	SpotShield® Stainless

- 1 or 3-hole 8" installation (optional escutcheon included)
- 9 5/8" long, 19 3/4" high
- Hot/Cold indicators
- 2 1/2" max. deck thickness
- 32" minimum InnoFlex® supply lines included
- 3/8" compression fittings
- Euro-motion DIAMOND™ Valve
- MagnaTite™ docking


Leland®
Single Handle Pull-Down Kitchen Faucet


Model	Flow	Price	Finish
978-DST	1.8 gpm	556.00	Chrome
978-AR-DST	1.8 gpm	728.00	Arctic® Stainless
978-BL-DST	1.8 gpm	770.00	Matte Black
978-BLWE-DST	1.5 gpm	770.00	Matte Black
978-CZ-DST	1.8 gpm	785.00	Champagne Bronze™
978-RB-DST	1.8 gpm	785.00	Venetian Bronze®

- 2-hole 4" installation
- 9 3/16" long, 14 1/4" high
- Finished red/blue indicator
- 2 1/2" max. deck thickness
- 32" min. InnoFlex® supply lines
- 3/8" compression fittings
- DIAMOND™ Valve
- MagnaTite® docking


Leland®
Single Handle Pull-Down Kitchen Faucet


Model	Flow	Price	Finish
9178-DST	1.8 gpm	528.00	Chrome
9178-AR-DST	1.8 gpm	585.00	Arctic® Stainless
9178-BL-DST	1.8 gpm	642.00	Matte Black
9178-CZ-DST	1.8 gpm	756.00	Champagne Bronze™
9178-RB-DST	1.8 gpm	756.00	Venetian Bronze®
9178-SP-DST	1.8 gpm	585.00	SpotShield® Stainless

Features ShieldSpray® Technology

- 1 or 3-hole 8" installation (optional escutcheon included)
- 9 13/64" long, 14 7/8" high
- Finished red/blue indicator
- 2 1/2" max. deck thickness
- 32" min. InnoFlex® supply lines
- 3/8" compression fittings
- ShieldSpray® Technology powers off the mess without making a mess
- SP - SpotShield® finish resists spots, prints and stains; also includes antimicrobial protection of the finish
- DIAMOND™ Valve
- MagnaTite® docking


Coranto®
Single Handle Pull-Down Kitchen Faucet


Model	Flow	Price	Finish
9179-DST	1.8 gpm	513.00	Chrome
9179-AR-DST	1.8 gpm	570.00	Arctic® Stainless
9179-BL-DST	1.8 gpm	570.00	Matte Black
9179-CZ-DST	1.8 gpm	756.00	Champagne Bronze™
9179-RB-DST	1.8 gpm	756.00	Venetian Bronze®

Features ShieldSpray® Technology

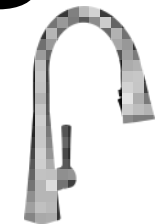
- 1 or 3-hole 8" installation (optional escutcheon included)
- 9 3/8" long, 16 1/8" high
- Red/blue indicators
- 2 1/2" max. deck thickness
- 32" minimum InnoFlex® supply lines included
- 3/8" compression fittings
- Euro-motion DIAMOND™ Valve
- ShieldSpray® Technology powers off the mess without making a mess
- MagnaTite® docking


Essa®
Single Handle Pull-Down Kitchen Faucet


Model	Flow	Price	Finish
9113-DST	1.8 gpm	456.00	Chrome
9113-AR-DST	1.8 gpm	513.00	Arctic® Stainless
9113-BL-DST	1.8 gpm	528.00	Matte Black
9113-CZ-DST	1.8 gpm	670.00	Champagne Bronze™
9113-RB-DST	1.8 gpm	670.00	Venetian Bronze®

- 1 or 3-hole 8" installation (optional escutcheon included)
- 9 3/8" long, 15 3/4" high
- Red/blue indicators
- 2 1/2" max. deck thickness
- 32" min. InnoFlex® supply lines
- 3/8" compression fittings
- Euro-motion DIAMOND™ Valve
- MagnaTite® docking

NEW!


Lenta®
Single Handle Pull-Down Kitchen Faucet


Model	Flow	Price	Finish
19802Z-DST	1.8 gpm	399.00	Chrome
19802Z-BL-DST	1.8 gpm	456.00	Matte Black
19802Z-CZ-DST	1.8 gpm	613.00	Champagne Bronze™
19802Z-GB-DST	1.8 gpm	613.00	Brushed Gold
19802Z-SP-DST	1.8 gpm	442.00	SpotShield® Stainless

Features ShieldSpray® Technology

- 1 or 3-hole 8" installation (optional escutcheon included)
- 9 1/8" long, 15 3/4" high
- Hot/cold indicators
- 2 1/2" max. deck thickness
- 32" min. InnoFlex® supply lines
- 3/8" compression fittings
- ShieldSpray® Technology powers off the mess without making a mess
- SP - SpotShield® finish resists spots, prints and stains; also includes antimicrobial protection of the finish
- Euro-motion DIAMOND™ Valve
- MagnaTite® docking


Westville®
Single Handle Pull-Down Kitchen Faucet


Model	Flow	Price	Finish
9110-DST	1.8 gpm	413.00	Chrome
9110-AR-DST	1.8 gpm	499.00	Arctic® Stainless
9110-BL-DST	1.8 gpm	499.00	Matte Black

- 1 or 3-hole 8" installation (optional escutcheon included)
- 9 3/16" long, 15 1/16" high
- 2 1/2" max. deck thickness
- 32" minimum InnoFlex® supply lines included
- 3/8" compression fittings
- Euro-motion DIAMOND™ Valve
- MagnaTite® docking


Cassidy®
Single Handle Pull-Out Kitchen Faucet


Model	Flow	Price	Finish
4197-DST	1.8 gpm	655.00	Chrome
4197-AR-DST	1.8 gpm	870.00	Arctic® Stainless
4197-CZ-DST	1.8 gpm	942.00	Champagne Bronze™
4197-PN-DST	1.8 gpm	870.00	Polished Nickel
4197-RB-DST	1.8 gpm	942.00	Venetian Bronze®

- 1 or 3-hole 8" installation; for 3-hole, order RP71545 escutcheon
- 10 1/16" long, 10 1/2" high
- Hot/cold indicators
- 2 1/2" max. deck thickness
- 32" min. InnoFlex® supply lines
- 3/8" compression fittings
- Euro-motion DIAMOND™ Valve


Signature™
Single Handle Pull-Out Kitchen Faucet


Model	Flow	Price	Finish
470-DST	1.8 gpm	613.00	Chrome
470-WE-DST	1.5 gpm	613.00	Chrome
470-AR-DST	1.8 gpm	856.00	Arctic® Stainless
470-BL-DST	1.8 gpm	724.80	Matte Black

- 1 or 3-hole 8" installation (optional escutcheon included)
- 9" long, 10" high
- Red/blue indicator
- 2 1/2" max. deck thickness
- 32" min. InnoFlex® supply lines
- 3/8" compression fittings
- DIAMOND™ Valve

NEW!

Trinsic®
Single Handle Pull-Out Kitchen Faucet


Model	Flow	Price	Finish
4159-DST	1.8 gpm	570.00	Chrome
4159-AR-DST	1.8 gpm	728.00	Arctic® Stainless
4159-BL-DST	1.8 gpm	728.00	Matte Black
4159-PN-DST	1.8 gpm	885.00	Polished Nickel
4159-KS-DST	1.8 gpm	885.00	Black Stainless

- 1 or 3-hole 8" installation; for 3-hole, order RP64070 escutcheon
- 9 1/4" long, 11 25/64" high
- Red/blue indicators
- 2 1/2" max. deck thickness
- 32" min. InnoFlex® supply lines
- 3/8" compression fittings
- Euro-motion DIAMOND™ Valve


Linden®
Single Handle Pull-Out Kitchen Faucet



Model	Flow	Price	Finish
4153-DST	1.5 gpm	528.00	Chrome
4153-AR-DST	1.5 gpm	699.00	Arctic® Stainless
4153-RB-DST	1.5 gpm	742.00	Venetian Bronze®

- 1 or 3-hole 8" installation (optional escutcheon included)
- 9 7/8" long, 12 5/16" high
- Finished red/blue indicator
- 2 1/2" max. deck thickness
- 32" min. InnoFlex® supply lines
- 3/8" compression fittings
- DIAMOND™ Valve
- Multi-Flow™ offers 1.5 and 2.2 gpm settings


Linden®
Single Handle Pull-Out Kitchen Faucet


Model	Flow	Price	Finish
4353-DST	1.5 gpm	456.00	Chrome
4353-AR-DST	1.5 gpm	528.00	Arctic® Stainless
4353-RB-DST	1.5 gpm	685.00	Venetian Bronze®

- 1 or 3-hole 8" installation (optional escutcheon included)
- 9 5/764" long, 11 3/8" high
- Finished red/blue indicator
- 2 1/2" max. deck thickness
- 32" min. InnoFlex® supply lines
- 3/8" compression fittings
- DIAMOND™ Valve
- Multi-Flow™ offers 1.5 and 2.2 gpm settings


Collins®
Single Handle Pull-Out Kitchen Faucet


Model	Flow	Price	Finish
4140-DST	1.8 gpm	385.00	Chrome
4140-AR-DST	1.8 gpm	528.00	Arctic® Stainless

- 1 or 3-hole 8" installation (optional escutcheon included)
- 9" long, 10 3/8" high
- Finished red/blue indicator
- 2 1/2" max. deck thickness
- 32" min. InnoFlex® supply lines
- 3/8" compression fittings
- DIAMOND™ Valve
- MagnaTite® docking


Foundations®
Single Handle Pull-Out Kitchen Faucet


Model	Flow	Price	Finish
B4310LF	1.8 gpm	295.00	Chrome
B4310LF-SS	1.8 gpm	413.00	Brilliance® Stainless

- 1 or 3-hole 8" installation (optional escutcheon included)
- 8 3/4" long, 10" high
- Red/blue indicator
- 2 1/2" max. deck thickness
- 1/2" IPS connection


Almari™
Single Handle Pull-Out Kitchen Faucet


Model	Flow	Price	Finish
16943-DST	1.8 gpm	299.90	Chrome
16943-BL-DST	1.8 gpm	349.90	Matte Black
16943-CZ-DST	1.8 gpm	399.00	Champagne Bronze™
16943-SS-DST	1.8 gpm	349.90	Brilliance® Stainless

- 1 or 3-hole 8" installation (optional escutcheon included)
- 9 1/2" long, 11 1/2" high
- Hot/Cold Indicators
- 2 1/2" max. deck thickness
- 32" min. InnoFlex® supply lines
- 3/8" compression fittings
- DIAMOND™ Valve
- MagnaTite® docking


Daneri™
Single Handle Pull-Out Kitchen Faucet


Model	Flow	Price	Finish
16879-DST	1.8 gpm	299.90	Chrome
16879-BL-DST	1.8 gpm	349.90	Matte Black
16879-CZ-DST	1.8 gpm	399.90	Champagne Bronze™
16879-SS-DST	1.8 gpm	349.90	Brilliance® Stainless

- 1 or 3-hole 8" installation (optional escutcheon included)
- 9 1/2" long, 11 1/2" high
- Hot/Cold Indicators
- 2 1/2" max. deck thickness
- 32" min. InnoFlex® supply lines
- 3/8" compression fittings
- DIAMOND™ Valve
- MagnaTite® docking


Kate®
Single Handle Pull-Down Kitchen Faucet


Model	Flow	Price	Finish
16970-SD-DST	1.8 gpm	470.00	Chrome
16970-SSSD-DST	1.8 gpm	642.00	Brilliance® Stainless

- 3-hole, 6-16" installation
- 9 1/4" long, 14 5/16" high
- Red/blue indicators
- 2 1/2" max. deck thickness
- 32" min. InnoFlex® supply lines
- 3/8" compression fittings
- MagnaTite® docking


Talbot™ Single Handle Pull-Down Kitchen Faucet with Soap Dispenser


Model	Flow	Price	Finish
16968-SD-DST	1.8 gpm	453.00	Chrome
16968-RBSD-DST	1.8 gpm	578.05	Venetian Bronze
16968-SSSD-DST	1.8 gpm	547.05	Brilliance® Stainless

- 1, 2, 3, or 4-hole installation, for optional escutcheon order RP47274
- 8 7/16" long, 14 1/2" high
- Finished red/blue indicator
- 2 1/2" max. deck thickness
- 32" min. InnoFlex® supply lines
- 3/8" compression fittings
- DIAMOND™ Valve
- MagnaTite® docking


Mateo®
Single Handle Pull-Down Kitchen Faucet


Model	Flow	Price	Finish
9183-DST	1.8 gpm	625.50	Chrome
9183-AR-DST	1.8 gpm	782.35	Arctic® Stainless
9183-BL-DST	1.8 gpm	813.40	Matte Black

Features ShieldSpray® Technology

- 1 or 3-hole 8" installation; for 3-hole, order RP81914 escutcheon
- 9 1/4" long, 15 1/2" high
- Red/blue indicators
- 2 1/2" max. deck thickness
- 32" min. InnoFlex® supply lines
- 3/8" compression fittings
- ShieldSpray® Technology powers off the mess without making a mess
- Euro-motion DIAMOND™ Valve
- MagnaTite® docking


Mateo®
Single Handle Pull-Down Kitchen Faucet


Model	Flow	Price	Finish
9183T-DST	1.8 gpm	942.15	Chrome
9183T-AR-DST	1.8 gpm	1096.30	Arctic® Stainless
9183T-BL-DST	1.8 gpm	1120.90	Matte Black

TOUCH2[®]
TECHNOLOGY

Features ShieldSpray® Technology

- 1 or 3-hole 8" installation; for 3-hole, order RP81914 escutcheon
- 9 1/4" long, 16" high
- Red/blue indicators
- 2 1/2" max. deck thickness
- 32" min. InnoFlex® supply lines
- Battery operated - 6 (AA) or 6 (C)
- TempSense® light indicates water temp.
- 3/8" compression fittings
- ShieldSpray® Technology powers off the mess without making a mess
- Euro-motion DIAMOND™ Valve
- MagnaTite® docking



Arabella™
Single Handle Pull-Down Kitchen Faucet with Soap Dispenser



Model	Flow	Price	Finish
19950Z-SSSD-DST	1.8 gpm	471.95	Stainless
19950Z-RBSD-DST	1.8 gpm	516.35	Venetian Bronze

Features ShieldSpray® Technology

- Maximum 1.8 gpm @ 60 psi, 6.8 L/min @ 414 kPa
- Centermount or 8" (203 mm) centers with 10" (254 mm) escutcheon.
- Spout rotates 360°.
- Diamond coated ceramic disc cartridge.
- Control shall return to neutral position when faucet is turned off.
- Magnetic docking system secures sprayer to spout.
- Red/blue indicator markings.
- Three-function wand; Aerated stream, spray or ShieldSpray™
- Integral double check valves in sprayer assembly.
- Integral hose lead to aid installation.
- Mounting wrench to assist in tightening mounting nut securely.
- Includes Soap Dispenser



Delta Lakeview®
Single Handle Pull-Down Kitchen Faucet with Soap Dispenser



Model	Flow	Price	Finish
19963Z-SSSD-DST	1.8 gpm	466.35	Stainless

Features ShieldSpray® Technology

- Maximum 1.8 gpm @ 60 psi, 6.8 L/min @ 414 kPa
- One, two, three or four hole mount (escutcheon optional, included)
- Spout rotates 360°.
- Control mechanism shall be full-motion valve cartridge.
- Three-function wand; Aerated stream, spray or ShieldSpray™
- Dual integral check valves in sprayer.
- Hose travels inside mounting shank so it will not interfere with deck edges.
- Keyed 10 3/4" (273 mm) escutcheon to help alignment and aid installation.
- 3/8" O.D. straight, staggered PEX supply lines.
- Includes Soap Dispenser



Delta Lakeview®
Single Handle Pull-Down Kitchen Faucet with Soap Dispenser



Model	Flow	Price	Finish
19835Z-SPSD-DST	1.8 gpm	378.65	Spotshield Stainless

Features ShieldSpray® Technology

*19835TZ-SPSD-DST	1.8 gpm	472.05	Spotshield Stainless
-------------------	---------	--------	----------------------

TOUCH₂O®
TECHNOLOGY

Features ShieldSpray® Technology

- Maximum 1.8 gpm @ 60 psi, 6.8 L/min @ 414 kPa
- One, two, three or four hole mount (escutcheon optional, included)
- Spout rotates 360°.
- Control mechanism shall be full-motion valve cartridge.
- Three-function wand; Aerated stream, spray or ShieldSpray™
- Dual integral check valves in sprayer.
- Hose travels inside mounting shank so it will not interfere with deck edges.
- Keyed 10 3/4" (273 mm) escutcheon to help alignment and aid installation.
- 3/8" O.D. straight, staggered PEX supply lines.
- Includes Soap Dispenser

*Only the 19835TZ-SPSD-DST model features Touch₂O technology



Delta Ixa Jive
Single Handle Pull-Down Kitchen



Model	Flow	Price	Finish
91355	1.8 gpm	217.80	Chrome
91355-SS	1.8 gpm	249.70	Stainless
91355-BL	1.8 gpm	304.70	Matte Black
91355-CZ	1.8 gpm	313.50	Champagne Bronze™

Touch-Clean® Sprayhead

- Maximum 1.8 gpm @ 60 psi, 6.8 L/min @ 414 kPa
- Two-function pull-down wand allows to switch between Soft Stream & Powerful Spray with a back flow protection
- The high-arc, gooseneck design spout swivels 360 degrees with a 20" retractable hose for added convenience during everyday kitchen tasks
- Ergonomically designed metal handle with hot/cold temperature indicator
- Premium Φ 35mm ceramic cartridge with diamond hard ceramic disc; tested over 500,000 cycles to ensure long-lasting leak-free use
- MagnaTite® Magnetic System



Pivotal®
Single Handle Exposed Hose Pull-Down Kitchen Faucet

Model	Flow	Price	Finish
9693T-DST	1.8 gpm	1164.70	Chrome
9693T-AR-DST	1.8 gpm	1382.90	Arctic® Stainless
9693T-BL-DST	1.8 gpm	1413.90	Matte Black
9693T-KS-DST	1.8 gpm	1317.50	Black Stainless
9693T-PN-DST	1.8 gpm	1240.70	Polished Nickel

- 1 or 3-hole 8" installation; for 3-hole, order RP92233 escutcheon
- 10 3/16" long, 19 1/16" high
- Red/blue indicators
- 2 1/2" max. deck thickness
- 32" min. InnoFlex® supply lines
- Battery operated - 6 (AA) or 6 (C)
- TempSense® light indicates water temp.
- 3/8" compression fittings
- Euro-motion DIAMOND™ Valve
- MagnaTite® docking



Delta Nicoli®
Two Handle Pull-Down Bridge Kitchen Faucet

Model	Flow	Price	Finish
39876LF	1.8 gpm	782.00	Chrome
39876LF-BL	1.8 gpm	1032.00	Matte Black
39876LF-SS	1.8 gpm	1032.00	Stainless
39876LF-CZ	1.8 gpm	1182.00	Champagne Bronze

Touch-Clean® Spray Holes

- Max flow rate 1.8 gpm @ 60 psi, 6.8 L/min @ 414 kPa
- Three hole mount
- Ceramic cartridges
- Spout rotates 360°
- 1/4 turn handle stops
- Hot and cold stems are interchangeable
- Two-function wand; aerated stream and spray
- Polymer braided flexible supply hoses with 3/8" compression fitting
- MagnaTite® Magnetic Docking
- Touch-Clean® Spray Holes



Pivotal®
Single Handle Exposed Hose Pull-Down Kitchen Faucet

Model	Flow	Price	Finish
9693-DST	1.8 gpm	868.05	Chrome
9693-AR-DST	1.8 gpm	1086.20	Arctic® Stainless
9693-BL-DST	1.8 gpm	1110.55	Matte Black
9693-KS-DST	1.8 gpm	1051.35	Black Stainless
9693-PN-DST	1.8 gpm	974.50	Polished Nickel

- 1 or 3-hole 8" installation; for 3-hole, order RP92233 escutcheon
- 10 3/16" long, 18 11/16" high
- Red/blue indicators
- 2 1/2" max. deck thickness
- 32" min. InnoFlex® supply lines
- 3/8" compression fittings
- Euro-motion DIAMOND™ Valve
- MagnaTite® docking



Pivotal®
Single Handle Pull-Out Kitchen Faucet

Model	Flow	Price	Finish
4193-DST	1.8 gpm	751.45	Chrome
4193-AR-DST	1.8 gpm	870.05	Arctic® Stainless
4193-BL-DST	1.8 gpm	862.70	Matte Black

- 1 or 3-hole 8" installation; for 3-hole, order RP92233 escutcheon
- 9 3/8" long, 11" high
- Red/blue indicators
- 2 1/2" max. deck thickness
- 32" min. InnoFlex® supply lines
- 3/8" compression fittings
- Euro-motion DIAMOND™ Valve



Renaldi™
Single-Handle Pull-Down Spring Kitchen Faucet

Model	Flow	Price	Finish
9684-PR-DST	1.8 gpm	705.00	Lumicoat® Chrome
9684-BL-DST	1.8 gpm	917.00	Arctic® Stainless
9684-PN-PR-DST	1.8 gpm	917.00	Matte Black
9684-CZ-PR-DST	1.8 gpm	1055.00	Lumicoat® Champagne Bronze
9684-AR-PR-DST	1.8 gpm	917.00	Lumicoat® Arctic Stainless

- Max flow rate 1.8 gpm @ 60 psi, 6.8 L/min @ 414 kPa
- One or three hole mount (escutcheon not included, order separately)
- Diamond coated ceramic cartridge
- 3/8" O.D. straight, staggered PEX supply lines
- Spout rotates 360°
- Three-function wand; Aerated stream, spray or ProClean™ spray
- Dual integrated check valves
- DIAMOND Seal® Technology
- MagnaTite® Magnetic Docking
- Touch-Clean® Spray Holes
- Lumicoat® Finish (PR models only)



Delta KORBY™
Single Handle Pull Down Kitchen Faucet

Model	Flow	Price	Finish
91444	1.8 gpm	252.00	Chrome

- Modern contemporary design: defined by streamlined simplicity and soft rectangular look, the single handle kitchen faucet complements any style of kitchen.
- Ergonomically designed single handle lever offers smooth operation with effortless temperature and flow control.
- Three-function wand; Aerated stream, spray or ShieldSpray™ (kitchen models only)
- Max flow rate 5.5 L/min @ 3 bar.
- Premium Ø35mm ceramic cartridge with diamond hard ceramic disc.


Ermelo®
Single Handle Pull-Down Kitchen Faucet With Spring Spout


Model	Flow	Price	Finish
18887-DST	1.8 gpm	556.00	Chrome
18887-SS-DST	1.8 gpm	613.00	Stainless
18887-BL-DST	1.8 gpm	613.00	Matte Black
18887-CZ-DST	1.8 gpm	699.00	Black Stainless

- Max flow rate 1.8 gpm @ 60 psi, 6.8 L/min @ 414 kPa
- One or three hole mount (escutcheon optional, included)
- Diamond coated ceramic cartridge
- 3/8" O.D. straight, staggered PEX supply lines
- Rotating Spout
- Two-function wand; Aerated stream or spray
- Dual integral check valves in sprayer


Delta Rhett®
Two Handle Pull-Down Bridge Kitchen Faucet


Model	Flow	Price	Finish
18829-DST	1.8 gpm	556.00	Chrome
18829-SS-DST	1.8 gpm	642.00	Stainless
18829-CZ-DST	1.8 gpm	699.00	Champagne Bronze
18829-BL-DST	1.8 gpm	642.00	Matte Black

- Maximum 1.8 gpm @ 60 psi, 6.8 L/min @ 414 kPa
- One or three hole mount
- Diamond coated ceramic cartridge
- 3/8" O.D. straight, staggered PEX supply lines
- Rotating Spout
- Two-function wand; Aerated stream or spray
- Dual integral check valves in sprayer
- Diamond Seal® Technology
- MagnaTite® Docking

Touch-Clean® Spray Holes

Renaldi™
Touch_2_O® Technology Kitchen Faucet with Touchless Technology


Model	Flow	Price	Finish
9684TL-PR-DST	1.8 gpm	905.00	Lumicoat® Chrome
9684TL-BL-DST	1.8 gpm	1117.00	Matte Black
9684TL-CZ-PR-DST	1.8 gpm	1255.00	Lumicoat® Champagne Bronze
9684TL-AR-PR-DST	1.8 gpm	1117.00	Lumicoat® Arctic Stainless
9684TL-PN-PR-DST	1.8 gpm	1117.00	Lumicoat® Polished Nickel

- Max flow rate 1.8 gpm @ 60 psi, 6.8 L/min @ 414 kPa
- One or three hole mount (escutcheon not included, order separately)
- Diamond coated ceramic cartridge
- 3/8" O.D. straight, staggered PEX supply lines
- Spout rotates 360°
- Three-function wand; Aerated stream, spray or ProClean™ spray
- Dual integrated check valves
- LED indicator light signals on-off, water temperature and when batteries run low

TOUCH₂O®
TECHNOLOGY


Nicoli®
Single Handle Pull-Down Kitchen Faucet


Model	Flow	Price	Finish
19867LF	1.8 gpm	299.85	Chrome
19867LF-SS	1.8 gpm	383.20	Arctic® Stainless
19867LF-BL	1.8 gpm	383.20	Matte Black
19867LF-CZ	1.8 gpm	449.00	Champagne Bronze
19867LF-GZ	1.8 gpm	449.00	Matte Black

- Maximum 1.8 gpm @ 60 psi, 6.8 L/min @ 414 kPa
- One or three hole mount (escutcheon optional, included).
- Ceramic disc cartridge.
- Polymer braided flexible supply hose with 3/8" compression fitting
- Spout rotates 360°.
- Two-function wand; aerated stream or spray.
- Dual integral check valves in sprayer assembly.


Nicoli®
Single Handle Pull-Down Kitchen Faucet


Model	Flow	Price	Finish
19868LF	1.8 gpm	316.50	Chrome
19868LF-BL	1.8 gpm	399.85	Matte Black
19868LF-SS	1.8 gpm	399.85	Stainless
19868LF-CZ	1.8 gpm	465.00	Champagne Bronze
19868LF-GZ	1.8 gpm	499.00	Matte Black / Champagne Bronze

- Maximum 1.8 gpm @ 60 psi, 6.8 L/min @ 414 kPa
- One or three hole mount (escutcheon optional, included).
- Ceramic disc cartridge.
- Polymer braided flexible supply hose with 3/8" compression fitting
- Spout rotates 360°.
- Two-function wand; aerated stream or spray.
- Dual integral check valves in sprayer assembly.
- MagnaTite® Docking System
- 2-Function Pull-Down



Delta Hazelwood™
Single Handle Pull-Down Kitchen Faucet with Soap Dispenser and ShieldSpray Technology



Model	Flow	Price	Finish
19831Z-SD-DST	1.8 gpm	370.00	Chrome
19831Z-BLSD-DST	1.8 gpm	456.00	Matte Black
19831Z-SPSD-DST	1.8 gpm	456.00	Spotshield Stainless
19831Z-RBSD-DST	1.8 gpm	513.00	Venetian Bronze

- Max flow rate 1.8 gpm @ 60 psi, 6.8 L/m in @ 414 kPa
- One, two, three or four hole mount (optional escutcheon included)
- Diamond coated ceramic cartridge
- 3/8" O.D. straight, staggered PEX supply lines
- Spout rotates 360°
- Hot/cold indicator markings
- Dual integrated check valves in sprayer assembly
- Soap dispenser with 8 oz reservoir (optional included)



Delta Capertee™
Single Handle Pull-Down Kitchen Faucet with Soap Dispenser and ShieldSpray Technology



Model	Flow	Price	Finish
19877Z-SD-DST	1.8 gpm	399.00	Chrome
19877Z-BLSD-DST	1.8 gpm	456.00	Matte Black
19877Z-RBSD-DST	1.8 gpm	528.00	Venetian Bronze
19877Z-SPSD-DST	1.8 gpm	442.00	Spotshield Stainless

Touch-Clean® Spray Holes

- Max flow rate 1.8 gpm @ 60 psi, 6.8 L/m in @ 414 kPa
- One, two, three or four hole mount (optional escutcheon included)
- Diamond coated ceramic cartridge
- 3/8" O.D. straight, staggered PEX supply lines
- Spout rotates 360°
- Hot/cold indicator markings
- Dual integrated check valves in sprayer assembly
- Soap dispenser with 8 oz reservoir (optional included)
- DIAMOND Seal® Technology
- MagnaTite® Docking System
- 3-Function Pull-Down w/ShieldSpray TM



Delta Boyd™
Single Handle Pull-Down Kitchen Faucet with Soap Dispenser and ShieldSpray Technology



Model	Flow	Price	Finish
19893Z-SPSD-DST	1.8 gpm	905.00	Spotshield Stainless
19893Z-BLSD-DST	1.8 gpm	1117.00	Matte Black
19893Z-CZSD-DST	1.8 gpm	1255.00	Champagne Bronze

Touch-Clean® Technology

- Max flow rate 1.8 gpm @ 60 psi, 6.8 L/min @ 414 kPa
- One, two, three or four hole mount (escutcheon optional, included)
- Diamond coated ceramic cartridge
- 3/8" O.D. straight, staggered PEX supply lines
- Spout rotates 360°
- Dual integral check valves in sprayer assembly
- Soap dispenser with 8 oz reservoir (optional included)
- Touch-Clean® Technology
- DIAMOND Seal® Technology
- MagnaTite® Docking System
- 3-Function Pull-Down w/ShieldSpray TM



Delta Other
Pull-Down Kitchen Faucet



Model	Flow	Price	Finish
976LF-IN	1.8 gpm	324.50	Chrome
976LF-SS-IN	1.8 gpm	396.00	Stainless

- Finish: Chrome plated (976LF-IN only)
- Finish: Stainless steel (976LF-SS-IN only)
- Faucet 100% leak tested
- Stainless steel braided flexible supply hose with G 1/2 - ISO228 / 1:2000 thread connection
- Metal handle with hot/cold temperature indicator
- Single-shank mounting system with installation



Delta Trinsic®
Single Handle Pull-Down Kitchen Faucet



Model	Flow	Price	Finish
9159-DST-CDN	1.8 gpm	521.10	Chrome

Touch-Clean® Sprayhead

- Maximum 1.8 gpm @ 60 psi, 6.8 L/min @ 414 kPa
- One or three hole mount (escutcheon optional, not included)
- Spout rotates 360°
- Control mechanism shall be full-motion valve cartridge
- Two-function wand; Aerated stream or spray
- Red/blue indicator markings
- Dual integral check valves in sprayer
- Quick connect hoses
- MagnaTite® Magnetic System
- DIAMOND Seal® Technology


Classic
Single Handle Kitchen Faucet


Model	Flow	Price	Finish
100-DST	1.8 gpm	187.80	Chrome
100-SS-DST	1.8 gpm	225.60	Brilliance® Stainless

- 3-hole 8" installation
 - 8 11/16" long, 8 3/8" high
 - Red/blue indicator
 - 2 1/2" max. deck thickness
 - 32" min. InnoFlex® supply lines
 - 3/8" compression fittings
 - DIAMOND™ Valve
- | Price | Finish |
|--------|-----------------------|
| 187.80 | Chrome |
| 225.55 | Brilliance® Stainless |


Classic
Single Handle Kitchen Faucet


Model	Flow	Price	Finish
101-DST	1.8 gpm	199.90	Chrome

- 1-hole installation
- 8 11/16" long, 8 3/8" high
- Red/blue indicator
- 2 1/2" max. deck thickness
- 32" min. InnoFlex® supply lines
- 3/8" compression fittings
- DIAMOND™ Valve


Classic
Single Handle Kitchen Faucet with Spray


Model	Flow	Price	Finish
400LF-WF	1.8 gpm	249.90	Chrome

- 4-hole 6" or 8" installation
- 8" long, 7 13/16" high
- 1" max. deck thickness; RP30393 adds 1" to max. deck thickness
- 3/8" O.D. inlets or WF = 1/2" IPS
- Matching finish spray


Classic
Single Handle Kitchen Faucet with Integral Spray


Model	Flow	Price	Finish
300LF-WF	1.8 gpm	242.75	Chrome

- 3-hole 8" installation
- 8" long, 7 13/16" high
- 1" max. deck thickness; no thick deck kit available
- 3/8" O.D. inlets or WF = 1/2" IPS
- Matching finish spray


Classic
Single Handle Kitchen Faucet with Spray


Model	Flow	Price	Finish
420LF	1.8 gpm	242.75	Chrome

- 4-hole 8" installation
- 8" long, 7 1/2" high
- 5/8" max. deck thickness; no thick deck kit available
- 1/2" IPS connection
- Matching finish spray


Trinsic®
Single Handle Kitchen Faucet


Model	Flow	Price	Finish
1159LF	1.8 gpm	399.00	Chrome
1159LF-AR	1.8 gpm	515.30	Arctic® Stainless

- 1 or 3-hole 8" installation; for 3-hole, order RP75614 escutcheon
- 8 1/4" long, 12 5/8" high
- Red/blue indicator
- 1 7/8" max. deck thickness


Linden®
Single Handle Kitchen Faucet with Spray


Model	Flow	Price	Finish
4453-DST	1.8 gpm	328.45	Chrome
4453-AR-DST	1.8 gpm	456.00	Arctic® Stainless
4453-RB-DST	1.8 gpm	499.00	Venetian Bronze®

- 2 or 4-hole 8" installation (optional escutcheon included)
- 9 13/16" long, 11 3/8" high
- Finished red/blue indicator
- 2 1/2" max. deck thickness
- 32" min. InnoFlex® supply lines
- 3/8" compression fittings
- DIAMOND™ Valve
- Matching finish spray


Delta Andian
Single Handle Kitchen Faucet with Spray


Model	Flow	Price	Finish
33801-DV	1.8 gpm	339.05	Chrome

- Finish: chrome plated
- Casted brass body
- Φ32mm diamond cartridge with 5,000,000 life cycles
- Meet mechanical performances per ASME A112.18.1
- Faucet 100% leak tested
- Spout swing 360°
- Metal handle with hot/cold temperature indicator
- Stainless steel braided flexible supply hose with G 1/2 - ISO228 / 1:2000 thread connection


Linden®
Single Handle Kitchen Faucet


Model	Flow	Price	Finish
1353-DST	1.8 gpm	299.90	Chrome
1353-AR-DST	1.8 gpm	399.00	Arctic® Stainless
1353-RB-DST	1.8 gpm	413.00	Venetian Bronze®

- 1 or 3-hole 8" installation (optional escutcheon included)
- 9 13/16" long, 11 3/8" high
- Finished red/blue indicator
- 2 1/2" max. deck thickness
- 32" min. InnoFlex® supply lines
- 3/8" compression fittings
- DIAMOND™ Valve


Classic
Single Handle Kitchen Faucet with Spray


Model	Flow	Price	Finish
400-DST	1.8 gpm	231.50	Chrome
400-SS-DST	1.8 gpm	292.75	Brilliance® Stainless

- 4-hole 8" installation
- 8 11/16" long, 8 3/8" high
- Red/blue indicator
- 2 1/2" max. deck thickness
- 32" min. InnoFlex® supply lines
- 3/8" compression fittings
- Matching finish spray
- DIAMOND™ Valve


Classic
Single Handle Kitchen Faucet with Integral Spray


Model	Flow	Price	Finish
300-DST	1.8 gpm	242.75	Chrome

- 3-hole 8" installation
- 8 11/16" long, 8 3/8" high
- Red/blue indicator
- 2 1/2" max. deck thickness
- 32" min. InnoFlex® supply lines
- 3/8" compression fittings
- Matching finish spray
- DIAMOND™ Valve


Classic
Single Handle Kitchen Faucet with Spray


Model	Flow	Price	Finish
175-DST	1.8 gpm	242.75	Chrome

- 2-hole installation
- 8 11/16" long, 8 3/8" high
- Red/blue indicator
- 2 1/2" max. deck thickness
- 32" min. InnoFlex® supply lines
- Matching finish spray
- DIAMOND™ Valve


Classic
Single Handle Kitchen Faucet


Model	Flow	Price	Finish
120LF	1.8 gpm	221.30	Chrome

- 3-hole 8" installation
- 8" long, 7 1/2" high
- 5/8" max. deck thickness; no thick deck kit available
- 1/2" IPS connection


Classic
Single Handle Kitchen Faucet


Model	Flow	Price	Finish
100LF-WF	1.8 gpm	207.00	Chrome

- 3-hole 8" installation
- 8" long, 7 3/16" high
- 1" max. deck thickness RP30393 adds 1" to max.
- Straight, staggered supply tubes


Classic
Single Handle Kitchen Faucet


Model	Flow	Price	Finish
101LF-WF	1.8 gpm	207.00	Chrome

- 1-hole installation
- 8" long, 7 13/16" high
- 1 9/16" max. deck thickness
- Straight, staggered supply tubes
- 3/8" O.D. inlets or WF = 1/2" IPS


Collins®
Single Handle Kitchen Faucet with Spray


Model	Flow	Price	Finish
440-DST	1.8 gpm	285.60	Chrome
440-SS-DST	1.8 gpm	399.00	Brilliance® Stainless
440-WH-DST	1.8 gpm	353.90	White

- 3 or 4-hole 8" installation
- 9 3/16" long, 8 3/4" high
- Finished red/blue indicator
- 2 1/2" max. deck thickness
- 32" min. InnoFlex® supply lines
- 3/8" compression fittings
- DIAMOND™ Valve
- Matching finish spray


Collins®
Single Handle Kitchen Faucet with Spray


Model	Flow	Price	Finish
441-DST	1.8 gpm	285.60	Chrome
441-SS-DST	1.8 gpm	399.00	Brilliance® Stainless

- 1 or 2-hole installation
- 9 3/16" long, 8 21/64" high
- Finished red/blue indicator
- 2 1/2" max. deck thickness
- 32" min. InnoFlex® supply lines
- 3/8" compression fittings
- DIAMOND™ Valve
- Matching finish spray


Collins®
Single Handle Kitchen Faucet with Integral Spray


Model	Flow	Price	Finish
340-DST	1.8 gpm	285.60	Chrome

- 3-hole 8" installation
- 9 3/16" long, 8 3/4" high
- Finished red/blue indicator
- 2 1/2" max. deck thickness
- 32" min. InnoFlex® supply lines
- 3/8" compression fittings
- DIAMOND™ Valve
- Matching finish spray


Collins®
Single Handle Kitchen Faucet


Model	Flow	Price	Finish
140-DST	1.8 gpm	235.60	Chrome
140-WE-DST	1.5 gpm	235.60	Chrome

- 3-hole 8" installation
- 9 3/16" long, 8 3/4" high
- Finished red/blue indicator
- 2 1/2" max. deck thickness
- 32" min. InnoFlex® supply lines
- 3/8" compression fittings
- DIAMOND™ Valve


Collins®
Single Handle Kitchen Faucet


Model	Flow	Price	Finish
141-DST	1.8 gpm	235.60	Chrome
141-SS-DST	1.8 gpm	314.15	Brilliance® Stainless

- 1-hole installation
- 9 3/16" long, 8 21/64" high
- Finished red/blue indicator
- 2 1/2" max. deck thickness
- 32" min. InnoFlex® supply lines
- 3/8" compression fittings
- DIAMOND™ Valve


Foundations®
Single Handle Kitchen Faucet with Spray


Model	Flow	Price	Finish
B4410LF	1.8 gpm	146.30	Chrome
B4410LF-SS	1.8 gpm	171.30	Brilliance® Stainless

- 4-hole 8" installation
- 9 1/2" long, 8 3/8" high
- Hot/cold indicator
- 1 3/8" max. deck thickness
- 1/2" IPS connection
- Matching finish spray


Delta Mandolin™
Single Hole Kitchen Faucet


Model	Flow	Price	Finish
26601	1.8 gpm	216.00	Chrome

- Finish: chrome plated
- Casted brass body
- Φ35mm ceramic cartridge with 500,000 life cycles
- Faucet 100% leak tested
- Spout swing 360°
- Metal handle with hot/cold temperature indicator
- Double-shank mounting system with 2 installation nut included



Foundations®
Single Handle Kitchen Faucet with Integral Spray



Model	Flow	Price	Finish
B3310LF	1.8 gpm	161.50	Chrome
B3310LF-SS	1.8 gpm	191.15	Brilliance® Stainless

- 3-hole 8" installation
- 9 1/2" long, 8 3/8" high
- Hot/cold indicator
- 1 3/8" max. deck thickness
- 1/2" IPS connection
- Matching finish spray



Foundations®
Single Handle Kitchen Faucet



Model	Flow	Price	Finish
B1310LF	1.8 gpm	133.60	Chrome
B1310LF-SS	1.8 gpm	162.50	Brilliance® Stainless

- 3-hole 8" installation
- 9 1/2" long, 8 3/8" high
- Hot/cold indicator
- 1 3/8" max. deck thickness
- 1/2" IPS connection



Delta Ixa Jive
Single Handle Kitchen Faucet



Model	Flow	Price	Finish
44001-SQ	1.8 gpm	137.50	Chrome

- Maximum 1.8 gpm @ 60 psi, 6.8 L/min @ 414 kPa
- Two-function aerator allows to switch between Soft Stream &
- The high-arc, gooseneck design spout swivels 360 degrees for added convenience during everyday kitchen tasks
- Ergonomically designed metal handle with hot/cold temperature indicator



Delta Elemetro™
Kitchen Faucet



Model	Flow	Price	Finish
23001	1.8 gpm	179.30	Chrome

- Finish: chrome plated
- Faucet 100% leak tested
- Faucet with water flow restricted aerator
- Stainless steel braided flexible supply hose with G 1/2 - ISO228 / 1:2000 thread connection
- Metal handle with hot/cold temperature indicator



Delta Ixa Jive
Single Handle Cold Only Kitchen Faucet



Model	Flow	Price	Finish
44005-SQ	1.8 gpm	133.10	Chrome

- Faucet 100% leak tested
- Casted brass body
- Finish: Chrome plated
- Meet mechanical performances per ASME A112.18.1
- Spout swing 360°
- Ceramic valve with 90° (1/4 turn) stop.



Delta Ixa Jive
Single Handle On Wall Kitchen Faucet



Model	Flow	Price	Finish
44004-SQ	1.8 gpm	236.50	Chrome

- Finish: Chrome plated
- Casted brass body
- Φ35mm ceramic cartridge
- Meet mechanical performances per ASME A112.18.1
- Faucet 100% leak tested
- Spout swing 360°
- Metal handle with hot/cold temperature indicator
- Faucet features swivel aerator



Delta Celeste
Single Handle Kitchen Faucet



Model	Flow	Price	Finish
33501	1.8 gpm	206.00	Chrome

- Finish: chrome plated
- Casted brass body
- Φ32mm diamond cartridge with 5,000,000 life cycles
- Faucet 100% leak tested
- Spout swing 360°
- Metal handle with hot/cold temperature indicator
- Stainless steel braided flexible supply hose with G 1/2 - ISO228 / 1:2000 thread connection



Delta Kami
Single Handle Cold Only Kitchen Faucet



Model	Flow	Price	Finish
33905	1.8 gpm	140.10	Chrome

- Finish: Chrome plated
- Casted brass body
- Ceramic valve with 90° (1/4 turn) stop.
- Meet mechanical performances per ASME A112.18.1
- Faucet 100% leak tested
- Spout swing 360°
- Faucet features swivel aerator



Delta Kami
Single Handle On Wall Kitchen Faucet



Model	Flow	Price	Finish
33904	1.8 gpm	236.40	Chrome

- Finish: Chrome plated
- Casted brass body
- Φ35mm ceramic cartridge
- Meet mechanical performances per ASME A112.18.1
- Faucet 100% leak tested
- Spout swing 360°
- Metal handle with hot/cold temperature indicator



Delta KORBY™
Single Handle On Wall Kitchen Faucet



Model	Flow	Price	Finish
44404	1.8 gpm	217.25	Chrome

- Modern contemporary design: defined by streamlined simplicity and soft rectangular look, the single handle kitchen faucet complements any style of kitchen.
- Single handle faucet: ergonomically designed single handle lever offers smooth operation with effortless temperature and flow control.
- Two-function aerator allows to switch between Soft Stream & Powerful Spray.
- Max flow rate 5.6 L/min @ 3 bar.



Delta KORBY™
Single Handle On Wall Cold Only Kitchen Faucet



Model	Flow	Price	Finish
44405	1.8 gpm	123.05	Chrome

- Modern contemporary design: defined by streamlined simplicity and soft rectangular look, the single handle kitchen faucet complements any style of kitchen.
- Single handle faucet: ergonomically designed single handle lever offers smooth operation with effortless temperature and flow control.
- Ergonomically designed single handle lever offers smooth operation with effortless flow control.
- Two-function aerator allows to switch between Soft Stream & Powerful Spray.
- Max flow rate 6.1 L/min @ 3 bar.



Delta Grail®
Single Handle Kitchen - Single Hole - Stick Handle Ceramic Valve System



Model	Flow	Price	Finish
25201-LA	1.8 gpm	177.10	Chrome

- Finish: chrome plated
- Casted brass body
- Φ35mm ceramic cartridge with 500,000 life cycles per standard ASME A112.18.1
- Faucet 100% leak tested
- Spout swing 360°
- Metal handle with hot/cold temperature indicator
- Stainless steel braided flexible supply hose with G 1/2 - ISO228 / 1:2000 thread connection
- Faucet with water flow restricted aerator



Delta Talon
Single Handle Kitchen Faucet



Model	Flow	Price	Finish
23201	1.8 gpm	161.15	Chrome

- Finish: chrome plated
- Casted brass body
- Φ35mm ceramic cartridge with 500,000 life cycles per standard ASME A112.18.1
- Faucet 100% leak tested
- Spout swing 360°
- Metal handle with hot/cold temperature indicator
- Stainless steel braided flexible supply hose with G 1/2 - ISO228 / 1:2000 thread connection

NEW!



Broderick®
Two Handle Bridge Pull-Down Kitchen Faucet




- 3 hole installation
- 9 5/8" long, 15 7/8" high
- Hot/cold indicators
- 3" max. deck thickness
- 30" min. InnoFlex® supply lines
- 3/8" compression fittings
- ShieldSpray® Technology powers off the mess without making a mess
- DIAMOND™ Valve
- MagnaTite® docking

Model	Flow	Price	Finish
2390L-DST	1.8 gpm	1199.00	Chrome
2390L-AR-DST	1.8 gpm	1536.00	Arctic® Stainless
2390L-BL-DST	1.8 gpm	1536.00	Matte Black
2390L-CZ-DST	1.8 gpm	1679.00	Champagne Bronze™
2390L-KS-DST	1.8 gpm	1522.00	Black Stainless
2390L-RB-DST	1.8 gpm	1679.00	Venetian Bronze®

New Polished Nickel Finish Available Q4 2025

Features ShieldSpray® Technology



Renaldi™
Two Handle Bridge Pull-Down Kitchen Faucet



- 3 hole installation
- 9 5/16" long, 16" high
- 3" max. deck thickness
- 32" min InnoFlex® supply lines
- 3/8" compression fittings
- Features ProClean™ Kitchen Spray Wand to provide a powerful, wide fan spray for quick and complete cleaning
- DIAMOND™ Valve
- MagnaTite® docking

Model	Flow	Price	Finish
2384L-PR-DST	1.8 gpm	1028.00	Lumicoat® Chrome
2384L-AR-PR-DST	1.8 gpm	1213.00	Lumicoat® Arctic® Stainless
2384L-BL-DST	1.8 gpm	1213.00	Matte Black
2384L-CZ-PR-DST	1.8 gpm	1413.00	Lumicoat® Champagne Bronze™
2384L-PN-PR-DST	1.8 gpm	1213.00	Lumicoat® Polished Nickel
2384L-RB-DST	1.8 gpm	1413.00	Venetian Bronze®

Features ProClean™ Spray



Cassidy®
Two Handle Kitchen Faucet with Spray



- 3 or 4-hole 8" installation
- 8 21/32" long, 13 15/32" high
- 1 3/4" max. deck thickness; no thick deck kit available
- 1/2" IPS connection
- Matching finish spray
- Order RP52216 for 1.5 gpm aerator insert

Model	Flow	Price	Finish
2497LF	1.8 gpm	570.00	Chrome
2497LF-AR	1.8 gpm	699.00	Arctic® Stainless
2497LF-CZ	1.8 gpm	756.00	Champagne Bronze™
2497LF-PN	1.8 gpm	699.00	Polished Nickel
2497LF-RB	1.8 gpm	756.00	Venetian Bronze®



Classic
Two Handle Kitchen Faucet with Spray



- 4-hole 8" installation
- 9" long, 5 7/16" high
- 7/8" max. deck thickness; no thick deck kit available
- 1/2" IPS connection
- White spray

Model	Flow	Price	Finish
2400LF	1.8 gpm	214.15	Chrome



Classic
Two Handle Kitchen Faucet with Spray



- 4-hole 8" installation
- 9" long, 5 7/16" high
- 7/8" max. deck thickness; no thick deck kit available
- 1/2" IPS connection
- White spray

Model	Flow	Price	Finish
2402LF	1.8 gpm	197.00	Chrome



Classic
Two Handle Kitchen Faucet



- 3-hole 8" installation
- 9" long, 5 7/16" high
- 7/8" max. deck thickness; no thick deck kit available
- 1/2" IPS connection

Model	Flow	Price	Finish
2100LF	1.8 gpm	161.30	Chrome



Foundations®
Two Handle Kitchen Faucet with Spray



- 4-hole 8" installation
- 9 1/4" long, 6 7/16" high
- Hot/cold indicators
- 1 1/8" max. deck thickness
- 1/2" IPS connection
- White spray

Model	Flow	Price	Finish
B2410LF	1.8 gpm	161.55	Chrome


Classic
Two Handle Kitchen Faucet


Model	Flow	Price	Finish
2102LF	1.8 gpm	149.90	Chrome

- 3-hole 8" installation
- 9 1/4" long, 5 7/16" high
- Hot/cold indicators
- 7/8" max. deck thickness; no thick deck kit available
- 1/2" IPS connection


Foundations®
Two Handle Kitchen Faucet


Model	Flow	Price	Finish
B2310LF	1.8 gpm	131.90	Chrome

- 3-hole 8" installation
- 9 1/4" long, 6 7/16" high
- 1 1/8" max. deck thickness
- 1/2" IPS connection
- Order RP19754 for 1.5 gpm aerator


Delta Windemere®
Two Handle Kitchen Faucet


Model	Flow	Price	Finish
21996LF	1.8 gpm	162.95	Chrome
21996LF-SS	1.8 gpm	213.45	Stainless
21996LF-OB	1.8 gpm	279.95	Oil Rubbed Bronze

- Max flow rate 1.8 gpm @ 60 psi, 6.8 L/min @ 414 kPa.
- Two handle kitchen faucets for exposed 4 hole mounting.
- Metal lever handles with 1/4 turn stops.
- Hot and cold stems are interchangeable.
- Control mechanism shall be of the rotating cylinder type with stainless steel plate and with replaceable non-metallic seats operating in stainless steel lined sockets.
- 1/2"-14 NPSM threaded male inlet shanks.


Delta Emmett®
Two Handle Kitchen Faucet with Spray


Model	Flow	Price	Finish
21742LF	1.8 gpm	336.75	Chrome
21742LF-SP	1.8 gpm	365.65	Stainless

- Maximum low rate 1.8 gpm @ 60 psi, 6.8 L/min @ 414 kPa.
- Three or four hole mount.
- Metal lever handles with 1/4 turn stops.
- Hot and cold stems are interchangeable.
- Control mechanism shall be of the rotating cylinder type with stainless steel plate and with replaceable non-metallic seats operating in stainless steel lined sockets.


Delta Corin
Two Handle Wall Mounted Kitchen Faucet


Model	Flow	Price	Finish
22722LF-SS	1.8 gpm	250.05	Chrome

- Maximum 1.8 gpm @ 60 psi, 6.8 L/min @ 414 kPa
- 1/4 turn stops
- Spout rotates 360°
- Control mechanism of the rotating cylinder type with stainless steel plate and replaceable non-metallic seats
- 1/2" NPT threaded female inlets

NEW!



Trinsic®
Single Handle Pull-Down Bar / Prep Faucet



Model	Flow	Price	Finish
9959TL-DST	1.8 gpm	985.00	Chrome
9959TL-AR-DST	1.8 gpm	1142.00	Arctic® Stainless
9959TL-BL-DST	1.8 gpm	1142.00	Matte Black
9959TL-CZ-DST	1.8 gpm	1299.00	Champagne Bronze™
9959TL-KS-DST	1.8 gpm	1299.00	Black Stainless
9959TL-PN-DST	1.8 gpm	1142.00	Polished Nickel

- 1 or 3-hole 8" installation, for 3 hole order RP64070 escutcheon
- 6 1/2" long, 13" high
- Finished red/blue indicator
- Spout swivels 360°
- 2 1/2" max. deck thickness
- 32" min. InnoFlex® supply lines
- Battery operated - 6 (AA) or 6 (C)
- TempSense® light indicates water temp.
- 3/8" compression fittings
- Euromotion DIAMOND™ Valve
- MagnaTite® docking
- Toggle between Touchless and Touch2O® only settings

TOUCH₂O®
WITH **TOUCHLESS™**
TECHNOLOGY

NEW!



Broderick®
Single Handle Pull-Down Bar / Prep Faucet



Model	Flow	Price	Finish
9990TL-DST	1.8 gpm	999.00	Chrome
9990TL-AR-DST	1.8 gpm	1242.00	Arctic® Stainless
9990TL-BL-DST	1.8 gpm	1242.00	Matte Black
9990TL-CZ-DST	1.8 gpm	1328.00	Champagne Bronze™
9990TL-KS-DST	1.8 gpm	1198.00	Black Stainless
9990TL-RB-DST	1.8 gpm	1328.00	Venetian Bronze®

- 1 or 3-hole 8" installation, for 3 hole order RP100845
- 6 5/8" long, 15 1/8" high
- Hot/cold indicators
- 2 1/2" max. deck thickness
- 32" min. InnoFlex® supply lines
- Battery operated - 6 (AA) or 6 (C)
- TempSense® light indicates water temp.
- 3/8" compression fittings
- Euro-motion DIAMOND™ Valve
- MagnaTite® docking
- Toggle between Touchless and Touch2O® only settings

TOUCH₂O®
WITH **TOUCHLESS™**
TECHNOLOGY

New Polished Nickel Finish Available Q4 2025

NEW!



Cassidy®
Single Handle Pull-Down Bar / Prep Faucet



Model	Flow	Price	Finish
9997TL-PR-DST	1.8 gpm	1013.00	Lumicoat® Chrome
9997TL-AR-PR-DST	1.8 gpm	1185.00	Lumicoat® Arctic® Stainless
9997TL-CZ-PR-DST	1.8 gpm	1370.00	Lumicoat® Champagne Bronze™
9997TL-PN-PR-DST	1.8 gpm	1185.00	Lumicoat® Polished Nickel
9997TL-RB-DST	1.8 gpm	1370.00	Venetian Bronze®

- 1 or 3-hole 8" installation, for 3 hole order RP71545
- 6 3/8" long, 14 9/16" high
- Hot/Cold indicators
- 2 1/2" max. deck thickness
- 32" min. InnoFlex® supply lines
- Battery operated - 6 (AA) or 6 (C)
- TempSense® light indicates water temp.
- 3/8" compression fittings
- Euromotion DIAMOND™ Valve
- MagnaTite® docking
- Toggle between Touchless and Touch2O® only settings

TOUCH₂O®
WITH **TOUCHLESS™**
TECHNOLOGY

NEW!



Stryke®
Single Handle Pull-Down Bar / Prep Faucet



Model	Flow	Price	Finish
9976TL-PR-DST	1.8 gpm	970.00	Lumicoat® Chrome
9976TL-AR-PR-DST	1.8 gpm	1170.00	Lumicoat® Arctic® Stainless
9976TL-BL-DST	1.8 gpm	1170.00	Matte Black
9976TL-CZ-PR-DST	1.8 gpm	1270.00	Lumicoat® Champagne Bronze™

- 1 or 3-hole 8" installation, for 3 hole order RP100190
- 6 9/16" long, 16 1/8" high
- Hot/Cold indicators
- 2 1/2" max. deck thickness
- 32" min. InnoFlex® supply lines
- Battery operated - 6 (AA) or 6 (C)
- TempSense® light indicates water temp.
- 3/8" compression fittings
- Euromotion DIAMOND™ Valve
- PR - Lumicoat® finishes, guaranteed to resist mineral buildup and hard water stains
- MagnaTite® docking
- Toggle between Touchless and Touch2O® only settings

TOUCH₂O®
WITH **TOUCHLESS™**
TECHNOLOGY

New Matte Black / Lumicoat® Champagne Bronze™ Finish Available Q4 2025

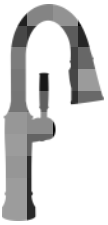
NEW!


Emmeline®
Single Handle Pull-Down Bar / Prep Faucet


Model	Flow	Price	Finish
9982TL-PR-DST	1.8 gpm	828.00	Lumicoat® Chrome
9982TL-AR-PR-DST	1.8 gpm	1042.00	Lumicoat® Arctic® Stainless
9982TL-BL-DST	1.8 gpm	1042.00	Matte Black
9982TL-CZ-PR-DST	1.8 gpm	1113.00	Lumicoat® Champagne Bronze
9982TL-PN-PR-DST	1.8 gpm	1042.00	Lumicoat® Polished Nickel

TOUCH₂O®
 WITH **TOUCHLESS™**
 TECHNOLOGY

- 1 or 3-hole 8" installation (optional escutcheon included)
- 6 3/4" long, 14 3/4" high
- Hot/Cold indicators
- 2 1/2" max. deck thickness
- 32" min. InnoFlex® supply lines
- Battery operated - 6 (AA) or 6 (C)
- TempSense® light indicates water temp.
- 3/8" compression fittings
- Euromotion DIAMOND™ Valve
- PR - Lumicoat® finishes, guaranteed to resist mineral buildup and hard water stains
- MagnaTite® docking
- Toggle between Touchless and Touch₂O® only settings


Renaldi™
Single Handle Pull-Down Bar / Prep Faucet


Model	Flow	Price	Finish
9984TL-PR-DST	1.8 gpm	799.00	Lumicoat® Chrome
9984TL-AR-PR-DST	1.8 gpm	899.00	Lumicoat® Arctic® Stainless
9984TL-BL-DST	1.8 gpm	899.00	Matte Black
9984TL-CZ-PR-DST	1.8 gpm	1013.00	Lumicoat® Champagne Bronze™
9984TL-PN-PR-DST	1.8 gpm	899.00	Lumicoat® Polished Nickel
9984TL-RB-DST	1.8 gpm	1013.00	Venetian Bronze®

TOUCH₂O®
 WITH **TOUCHLESS™**
 TECHNOLOGY

- 1 or 3-hole 8" installation, for 3-hole order RP100845
- 6 5/8" long, 15" high
- 2 1/2" max. deck thickness
- 32" min. InnoFlex® supply lines
- Battery operated - 6 (AA) or 6 (C)
- TempSense® light indicates water temp.
- 3/8" compression fittings
- Euromotion DIAMOND™ Valve
- PR - Lumicoat® finishes, guaranteed to resist mineral buildup and hard water stains
- MagnaTite® docking
- Toggle Between Touchless and Touch₂O® only settings

NEW!


Monrovia®
Single Handle Pull-Down Bar / Prep Faucet


Model	Flow	Price	Finish
9991TL-PR-DST	1.8 gpm	813.00	Lumicoat® Chrome
9991TL-AR-PR-DST	1.8 gpm	970.00	Lumicoat® Arctic® Stainless
9991TL-BL-DST	1.8 gpm	970.00	Matte Black
9991TL-CZ-PR-DST	1.8 gpm	1085.00	Lumicoat® Champagne Bronze™
9991TL-GZ-PR-DST	1.8 gpm	1085.00	Matte Black / Champagne Bronze

TOUCH₂O®
 WITH **TOUCHLESS™**
 TECHNOLOGY

- 1 or 3-hole 8" installation, for 3 hole order RP47274
- 6 5/8" long, 16 5/8" high
- Hot/Cold indicators
- 2 1/2" max. deck thickness
- 32" min. InnoFlex® supply lines
- Battery operated - 6 (AA) or 6 (C)
- TempSense® light indicates water temp.
- 3/8" compression fittings
- Euromotion DIAMOND™ Valve
- PR - Lumicoat® finishes, guaranteed to resist mineral buildup and hard water stains
- MagnaTite® docking
- Toggle between Touchless and Touch₂O® only settings


Leland®
Single Handle Pull-Down Bar / Prep Faucet


Model	Flow	Price	Finish
9678TL-DST	1.8 gpm	756.00	Chrome
9678TL-AR-DST	1.8 gpm	799.00	Arctic® Stainless
9678TL-BL-DST	1.8 gpm	870.00	Matte Black
9678TL-CZ-DST	1.8 gpm	970.00	Champagne Bronze™
9678TL-RB-DST	1.8 gpm	970.00	Venetian Bronze®
9678TL-SP-DST	1.8 gpm	813.00	SpotShield® Stainless

TOUCH₂O®
 WITH **TOUCHLESS™**
 TECHNOLOGY

- 1 or 3-hole 8" installation, for 3 hole order RP47274 escutcheon
- 6 3/4" long, 14 1/2" high
- Finished red/blue indicator
- 2 1/2" max. deck thickness
- 32" min. InnoFlex® supply lines
- Battery operated - 6 (AA) or 6 (C)
- TempSense® light indicates water temp.
- 3/8" compression fittings
- SP - SpotShield® finish resists spots, prints and stains; also includes antimicrobial protection of the finish
- DIAMOND™ Valve
- MagnaTite® docking
- Toggle between Touchless and Touch₂O® only settings



Coranto®
Single Handle Pull-Down Bar / Prep Faucet



Model	Flow	Price	Finish
9979TL-DST	1.8 gpm	713.00	Chrome
9979TL-AR-DST	1.8 gpm	756.00	Arctic® Stainless
9979TL-BL-DST	1.8 gpm	756.00	Matte Black
9979TL-CZ-DST	1.8 gpm	942.00	Champagne Bronze™
9979TL-RB-DST	1.8 gpm	942.00	Venetian Bronze®

TOUCH₂®
WITH **TOUCHLESS™**
TECHNOLOGY

- 1 or 3-hole 8" installation, for 3 hole order RP47274 escutcheon
- 6 7/8" long, 14 7/8" high
- Red/blue indicators
- 2 1/2" max. deck thickness
- 32" min. InnoFlex® supply lines
- Battery operated - 6 (AA) or 6 (C)
- TempSense® light indicates water temp.
- 3/8" compression fittings
- Euromotion DIAMOND™ Valve
- MagnaTite® docking
- Toggle between Touchless and Touch₂® only settings

NEW!



Essa®
Single Handle Pull-Down Bar / Prep Faucet



Model	Flow	Price	Finish
9913TL-DST	1.8 gpm	642.00	Chrome
9913TL-AR-DST	1.8 gpm	699.00	Arctic® Stainless
9913TL-BL-DST	1.8 gpm	713.00	Matte Black
9913TL-CZ-DST	1.8 gpm	813.00	Champagne Bronze™
9913TL-RB-DST	1.8 gpm	813.00	Venetian Bronze®

TOUCH₂®
WITH **TOUCHLESS™**
TECHNOLOGY

- 1 or 3-hole 8" installation (optional escutcheon included)
- 6 5/8" long, 15" high
- Red/Blue indicators
- 2 1/2" max. deck thickness
- 32" min. InnoFlex® supply lines
- Battery operated - 6 (AA) or 6 (C)
- TempSense® light indicates water temp.
- 3/8" compression fittings
- Euromotion DIAMOND™ Valve
- MagnaTite® docking
- Toggle between Touchless and Touch₂® only settings



Cassidy®
Single Handle Pull-Down Bar / Prep Faucet



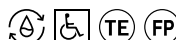
Model	Flow	Price	Finish
9997T-PR-DST	1.8 gpm	1065.30	Lumicoat® Chrome
9997T-AR-PR-DST	1.8 gpm	1199.10	Lumicoat® Arctic® Stainless
9997T-CZ-PR-DST	1.8 gpm	1362.10	Lumicoat® Champagne Bronze™
9997T-PN-PR-DST	1.8 gpm	1199.10	Lumicoat® Polished Nickel
9997T-RB-DST	1.8 gpm	1347.15	Venetian Bronze®

TOUCH₂®
TECHNOLOGY

- 1 or 3-hole 8" installation, for 3-hole, order RP71545 escutcheon
- 6 3/8" long 14 9/16" high
- Hot/cold indicators
- 2 1/2" max. deck thickness
- 32" minimum InnoFlex® supply lines
- Battery operated - 6 (AA) or 6 (C)
- 3/8" compression fittings
- TempSense® light indicates water temp.
- PR - Lumicoat® finishes, guaranteed to resist mineral buildup and hard water stains
- Euro-motion DIAMOND™ Valve
- MagnaTite® docking



Broderick®
Single Handle Pull-Down Bar / Prep Faucet



Model	Flow	Price	Finish
9990T-DST	1.8 gpm	1034.85	Chrome
9990T-AR-DST	1.8 gpm	1258.15	Arctic® Stainless
9990T-BL-DST	1.8 gpm	1259.20	Matte Black
9990T-CZ-DST	1.8 gpm	1334.45	Champagne Bronze™
9990T-KS-DST	1.8 gpm	1333.25	Black Stainless
9990T-RB-DST	1.8 gpm	1333.70	Venetian Bronze®

TOUCH₂®
TECHNOLOGY

- 1 or 3-hole 8" installation; for 3-hole, order RP100845 escutcheon
- 6 5/8" long, 15 1/8" high
- Hot/cold indicators
- 2 1/2" max. deck thickness
- 32" min. InnoFlex® supply lines
- Battery operated - 6 (AA) or 6 (C)
- TempSense® light indicates water temp.
- 3/8" compression fittings
- Euro-motion DIAMOND™ Valve
- MagnaTite® docking



Trinsic®
Single Handle Pull-Down Bar / Prep Faucet



Model	Flow	Price	Finish
9959T-DST	1.8 gpm	985.00	Chrome
9959T-AR-DST	1.8 gpm	1142.00	Arctic® Stainless
9959T-BL-DST	1.8 gpm	1142.00	Matte Black
9959T-CZ-DST	1.8 gpm	1299.00	Champagne Bronze™
9959T-KS-DST	1.8 gpm	1299.00	Black Stainless

TOUCH₂®
TECHNOLOGY

- 1 or 3-hole 8" installation; for 3-hole, order RP64070 escutcheon
- 6 1/2" long 14" high
- Red/blue indicators
- Spout swivels 360°
- 2 1/2" max. deck thickness
- 32" min. InnoFlex® supply lines
- Battery operated - 6 (AA) or 6 (C)
- TempSense® light indicates water temp.
- 3/8" compression fittings
- Euro-motion DIAMOND™ Valve
- MagnaTite® docking



Stryke®
Single Handle Pull-Down Bar / Prep Faucet



Model	Flow	Price	Finish
9976T-PR-DST	1.8 gpm	1128.00	Lumicoat® Chrome
9976T-AR-PR-DST	1.8 gpm	1328.00	Lumicoat® Arctic® Stainless
9976T-BL-DST	1.8 gpm	1328.00	Matte Black
9976T-CZ-PR-DST	1.8 gpm	1385.00	Lumicoat® Champagne Bronze™

TOUCH₂O®
TECHNOLOGY

- 1 or 3-hole 8" installation; for 3-hole, order RP100190 escutcheon
- 6 9/16" long, 16 1/8"
- Hot/cold indicators
- 2 1/2" max. deck thickness
- 32" min. InnoFlex® supply lines
- Battery operated - 6 (AA) or 6 (C)
- 3/8" compression fittings
- TempSense® light indicates water temp.
- PR - Lumicoat® finishes, guaranteed to resist mineral buildup and hard water stains
- Euro-motion DIAMOND™ Valve
- MagnaTite® docking



Emmeline®
Single Handle Pull-Down Bar / Prep Faucet



Model	Flow	Price	Finish
9982T-PR-DST	1.8 gpm	870.50	Lumicoat® Chrome
9982T-AR-PR-DST	1.8 gpm	914.90	Lumicoat® Arctic® Stainless
9982T-BL-DST	1.8 gpm	915.90	Matte Black
9982T-CZ-PR-DST	1.8 gpm	989.80	Lumicoat® Champagne Bronze™

TOUCH₂O®
TECHNOLOGY

- 1 or 3-hole 8" installation, for 3-hole, order RP47274 escutcheon
- 6 3/4" long, 14 3/4" high
- Hot/cold indicators
- 2 1/2" max. deck thickness
- 32" minimum InnoFlex® supply lines
- Battery operated - 6 (AA) or 6 (C)
- 3/8" compression fittings
- TempSense® light indicates water temp.
- PR - Lumicoat® finishes, guaranteed to resist mineral buildup and hard water stains
- Euro-motion DIAMOND™ Valve
- MagnaTite® docking



Monrovia®
Single Handle Pull-Down Bar / Prep Faucet



Model	Flow	Price	Finish
9991T-PR-DST	1.8 gpm	811.90	Lumicoat® Chrome
9991T-AR-PR-DST	1.8 gpm	959.80	Lumicoat® Arctic Stainless
9991T-BL-DST	1.8 gpm	960.20	Matte Black
9991T-CZ-PR-DST	1.8 gpm	1062.25	Lumicoat® Champagne Bronze™

TOUCH₂O®
TECHNOLOGY

- 1 or 3-hole 8" installation; for 3-hole, order RP47274
- 6 5/8" long, 16 5/8" high
- Hot/Cold indicators
- 2 1/2" max. deck thickness
- 32" minimum InnoFlex® supply lines included
- Battery operated - 6 (AA) or 6 (C)
- 3/8" compression fittings
- Euro-motion DIAMOND™ Valve
- TempSense® light indicates water temp.
- PR - Lumicoat® finishes, guaranteed to resist mineral buildup and hard water stains
- MagnaTite® docking



Leland®
Single Handle Pull-Down Bar / Prep Faucet



Model	Flow	Price	Finish
9678T-DST	1.8 gpm	785.00	Chrome
9678T-AR-DST	1.8 gpm	828.00	Arctic® Stainless
9678T-BL-DST	1.8 gpm	899.00	Matte Black
9678T-CZ-DST	1.8 gpm	999.00	Champagne Bronze™
9678T-RB-DST	1.8 gpm	999.00	Venetian Bronze®
9678T-SP-DST	1.8 gpm	828.00	SpotShield® Stainless

TOUCH₂O®
TECHNOLOGY

- 1 or 3-hole 8" installation; for 3-hole, order RP47274 escutcheon
- 6 3/4" long, 14 1/2" high
- Finished red/blue indicator
- 2 1/2" max. deck thickness
- 32" min. InnoFlex® supply lines
- Battery operated - 6 (AA) or 6 (C)
- TempSense® light indicates water temp.
- 3/8" compression fittings
- SP - SpotShield® finish resists spots, prints and stains; also includes antimicrobial protection of the finish
- DIAMOND™ Valve
- MagnaTite® docking



Coranto®
Single Handle Pull-Down Bar / Prep Faucet



Model	Flow	Price	Finish
9979T-DST	1.8 gpm	737.90	Chrome
9979T-AR-DST	1.8 gpm	782.05	Arctic® Stainless
9979T-BL-DST	1.8 gpm	782.05	Matte Black
9979T-CZ-DST	1.8 gpm	870.80	Champagne Bronze™
9979T-RB-DST	1.8 gpm	870.35	Venetian Bronze®

TOUCH₂O®
TECHNOLOGY

- 1 or 3-hole 8" installation, for 3-hole, order RP47274 escutcheon
- 6 7/8" long, 14 7/8" high
- Red/blue indicators
- High-arc pull-down swivels 360°
- 2 1/2" max. deck thickness
- 32" minimum InnoFlex® supply lines included
- Battery operated - 6 (AA) or 6 (C)
- 3/8" compression fittings
- TempSense® light indicates water temp.
- Euro-motion DIAMOND™ Valve
- MagnaTite® docking



Essa®
Single Handle Pull-Down Bar / Prep Faucet



Model	Flow	Price	Finish
9913T-DST	1.8 gpm	656.00	Chrome
9913T-AR-DST	1.8 gpm	713.00	Arctic® Stainless
9913T-BL-DST	1.8 gpm	728.00	Matte Black
9913T-CZ-DST	1.8 gpm	828.00	Champagne Bronze™
9913T-RB-DST	1.8 gpm	828.00	Venetian Bronze®

TOUCH2⁰
TECHNOLOGY

- 1 or 3-hole 8" installation; for 3-hole, order RP47274 escutcheon
- 6 5/8" long, 15" high
- Red/blue indicators
- 2 1/2" max. deck thickness
- 32" min. InnoFlex® supply lines
- Battery operated - 6 (AA) or 6 (C)
- TempSense® light indicates water temp.
- 3/8" compression fittings
- Euro-motion DIAMOND™ Valve
- MagnaTite® docking

NEW!



Broderick®
Single Handle Pull-Down Bar / Prep Faucet



Model	Flow	Price	Finish
9990-DST	1.8 gpm	813.00	Chrome
9990-AR-DST	1.8 gpm	1056.00	Arctic® Stainless
9990-BL-DST	1.8 gpm	1056.00	Matte Black
9990-PN-DST	1.8 gpm	1056.00	Polished Nickel
9990-CZ-DST	1.8 gpm	1128.00	Champagne Bronze™
9990-KS-DST	1.8 gpm	1033.60	Black Stainless
9990-RB-DST	1.8 gpm	1128.00	Venetian Bronze®

- 1 or 3-hole 8" installation; for 3-hole, order RP100845 escutcheon
- 6 5/8" long, 14 5/8" high
- Hot/cold indicators
- 2 1/2" max. deck thickness
- 32" min. InnoFlex® supply lines
- 3/8" compression fittings
- Euro-motion DIAMOND™ Valve
- MagnaTite® docking



Cassidy®
Single Handle Pull-Down Bar / Prep Faucet



Model	Flow	Price	Finish
9997-PR-DST	1.8 gpm	813.00	Lumicoat® Chrome
9997-AR-PR-DST	1.8 gpm	985.00	Lumicoat® Arctic® Stainless
9997-CZ-PR-DST	1.8 gpm	1170.00	Lumicoat® Champagne Bronze™
9997-PN-PR-DST	1.8 gpm	985.00	Lumicoat® Polished Nickel
9997-RB-DST	1.8 gpm	1170.00	Venetian Bronze®

- 1 or 3-hole 8" installation; for 3-hole, order RP71545 escutcheon
- 6 3/8" long, 14 1/2" high
- Hot/cold indicators
- 2 1/2" max. deck thickness
- 32" minimum InnoFlex® supply lines
- 3/8" compression fittings
- PR - Lumicoat® finishes, guaranteed to resist mineral buildup and hard water stains
- Euro-motion DIAMOND™ Valve
- MagnaTite® docking

NEW!



Stryke®
Single Handle Pull-Down Bar / Prep Faucet



Model	Flow	Price	Finish
9976-PR-DST	1.8 gpm	785.00	Lumicoat® Chrome
9976-AR-PR-DST	1.8 gpm	985.00	Lumicoat® Arctic® Stainless
9976-BL-DST	1.8 gpm	985.00	Matte Black
9976-CZ-PR-DST	1.8 gpm	1085.00	Lumicoat® Champagne Bronze™

New Matte Black / Lumicoat® Champagne Bronze™ Finish Available Q4 2025

- 1 or 3-hole 8" installation; for 3-hole, order RP100190 escutcheon
- 6 9/16" long, 16 1/8" high
- Hot/cold indicators
- 2 1/2" max. deck thickness
- 32" min. InnoFlex® supply lines
- 3/8" compression fittings
- PR - Lumicoat® finishes, guaranteed to resist mineral buildup and hard water stains
- Euro-Motion DIAMOND™ Valve
- MagnaTite® docking

NEW!



Trinsic®
Single Handle Pull-Down Bar / Prep Faucet



Model	Flow	Price	Finish
9959-DST	1.8 gpm	713.00	Chrome
9959-AR-DST	1.8 gpm	870.00	Arctic® Stainless
9959-BL-DST	1.8 gpm	870.00	Matte Black
9959-PN-DST	1.8 gpm	870.00	Polished Nickel
9959-CZ-DST	1.8 gpm	1028.00	Champagne Bronze™
9959-KS-DST	1.8 gpm	1028.00	Black Stainless

- 1 or 3-hole 8" installation; for 3-hole, order RP64070 escutcheon
- 6 1/2" long, 13" high
- Red/blue indicators
- Spout swivels 360°
- 2 1/2" max. deck thickness
- 32" min. InnoFlex® supply lines
- 3/8" compression fittings
- Euro-motion DIAMOND™ Valve
- MagnaTite® docking

NEW!


**Trinsic® Limited Swivel
Single Handle Pull-Down Bar / Prep Faucet**


Model	Flow	Price	Finish
9959-LS-DST	1.8 gpm	713.00	Chrome
9959-ARLS-DST	1.8 gpm	870.00	Arctic® Stainless
9959-BLLS-DST	1.8 gpm	870.00	Matte Black
9959-PNLS-DST	1.8 gpm	870.00	Polished Nickel
9959-CZLS-DST	1.8 gpm	1028.00	Champagne Bronze™
9959-KSLS-DST	1.8 gpm	1028.00	Black Stainless

- 1 or 3-hole 8" installation; for 3-hole, order RP64070 escutcheon
- 6 1/2" long, 13" high
- Red/blue indicators
- Spout swivels 140°
- 2 1/2" max. deck thickness
- 32" min. InnoFlex® supply lines
- 3/8" compression fittings
- Euro-motion DIAMOND™ Valve
- MagnaTite® docking

NEW!


**Emmeline®
Single Handle Pull-Down Bar / Prep Faucet**


Model	Flow	Price	Finish
9982-PR-DST	1.8 gpm	628.00	Lumicoat® Chrome
9982-AR-PR-DST	1.8 gpm	842.00	Lumicoat® Arctic® Stainless
9982-BL-DST	1.8 gpm	842.00	Matte Black
9982-PN-PR-DST	1.8 gpm	842.00	Polished Nickel
9982-CZ-PR-DST	1.8 gpm	928.00	Lumicoat® Champagne Bronze™

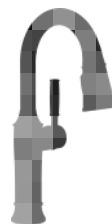
- 1 or 3-hole 8" installation (optional escutcheon included)
- 6 3/4" long, 14 3/4" high
- Hot/cold indicators
- 2 1/2" max. deck thickness
- 32" minimum InnoFlex® supply lines
- 3/8" compression fittings
- PR - Lumicoat® finishes, guaranteed to resist mineral buildup and hard water stains
- Euro-motion DIAMOND™ Valve
- MagnaTite® docking

NEW!


**Monrovia®
Single Handle Pull-Down Bar / Prep Faucet**


Model	Flow	Price	Finish
9991-PR-DST	1.8 gpm	613.00	Lumicoat® Chrome
9991-AR-PR-DST	1.8 gpm	770.00	Lumicoat® Arctic Stainless
9991-BL-DST	1.8 gpm	770.00	Matte Black
9991-GZ-PR-DST	1.8 gpm	885.00	Matte Black / Champagne Bronze™
9991-CZ-PR-DST	1.8 gpm	885.00	Lumicoat® Champagne Bronze™

- 1 or 3-hole 8" installation; for 3-hole, order RP47274
- 6 5/8" long, 16 1/8" high
- Hot/Cold indicators
- 2 1/2" max. deck thickness
- 32" minimum InnoFlex® supply lines included
- 3/8" compression fittings
- Euro-motion DIAMOND™ Valve
- PR - Lumicoat® finishes, guaranteed to resist mineral buildup and hard water stains
- MagnaTite® docking


**Renaldi™
Single Handle Pull-Down Bar / Prep Faucet**


Model	Flow	Price	Finish
9984-PR-DST	1.8 gpm	570.00	Chrome
9984-AR-PR-DST	1.8 gpm	670.00	Arctic® Stainless
9984-BL-DST	1.8 gpm	670.00	Matte Black
9984-CZ-PR-DST	1.8 gpm	785.00	Champagne Bronze™
9984-PN-PR-DST	1.8 gpm	670.00	Polished Nickel
9984-RB-DST	1.8 gpm	785.00	Venetian Bronze®

- 1 or 3-hole 8" installation order RP100845
- 6 5/8" long, 15" high
- 2 1/2" max. deck thickness
- 32" min. InnoFlex® supply lines
- 3/8" compression fittings
- Euromotion DIAMOND™ Valve
- PR - Lumicoat® finishes, guaranteed to resist mineral buildup and hard water stains
- MagnaTite® docking

Features ProClean™ Spray


**Leland®
Single Handle Pull-Down Bar / Prep Faucet**


Model	Flow	Price	Finish
9978-DST	1.8 gpm	556.00	Chrome
9978-AR-DST	1.8 gpm	713.00	Arctic® Stainless
9978-BL-DST	1.8 gpm	770.00	Matte Black
9978-CZ-DST	1.8 gpm	785.00	Champagne Bronze™
9978-RB-DST	1.8 gpm	785.00	Venetian Bronze®

- 2-hole 4" installation
- 6 11/16" long, 14" high
- Finished red/blue indicator
- 2 1/2" max. deck thickness
- 32" min. InnoFlex® supply lines
- 3/8" compression fittings
- DIAMOND™ Valve
- MagnaTite® docking


**Leland®
Single Handle Pull-Down Bar / Prep Faucet**


Model	Flow	Price	Finish
9678-DST	1.8 gpm	528.00	Chrome
9678-AR-DST	1.8 gpm	570.00	Arctic® Stainless
9678-BL-DST	1.8 gpm	642.00	Matte Black
9678-CZ-DST	1.8 gpm	756.00	Champagne Bronze™
9678-RB-DST	1.8 gpm	756.00	Venetian Bronze®
9678-SP-DST	1.8 gpm	570.00	SpotShield® Stainless

- 1 or 3-hole 8" installation; for 3-hole, order RP47274 escutcheon
- 6 3/4" long, 14 1/2" high
- Finished red/blue indicator
- 2 1/2" max. deck thickness
- 32" min. InnoFlex® supply lines
- 3/8" compression fittings
- SP - SpotShield® finish resists spots, prints and stains; also includes antimicrobial protection of the finish
- DIAMOND™ Valve
- MagnaTite® docking



Coranto®
Single Handle Pull-Down Bar / Prep Faucet



Model	Flow	Price	Finish
9979-DST	1.8 gpm	513.00	Chrome
9979-AR-DST	1.8 gpm	570.00	Arctic® Stainless
9979-BL-DST	1.8 gpm	570.00	Matte Black
9979-CZ-DST	1.8 gpm	756.00	Champagne Bronze™
9979-RB-DST	1.8 gpm	756.00	Venetian Bronze®

- 1 or 3-hole 8" installation, for 3-hole, order RP47274 escutcheon
- 6 7/8" long, 14 7/8" high
- Red/blue indicators
- 2 1/2" max. deck thickness
- 3/2" minimum InnoFlex® supply lines included
- 3/8" compression fittings
- Euro-motion DIAMOND™ Valve
- MagnaTite® docking



Essa®
Single Handle Pull-Down Bar / Prep Faucet



Model	Flow	Price	Finish
9913-DST	1.8 gpm	456.00	Chrome
9913-AR-DST	1.8 gpm	513.00	Arctic® Stainless
9913-BL-DST	1.8 gpm	528.00	Matte Black
9913-CZ-DST	1.8 gpm	670.00	Champagne Bronze™
9913-RB-DST	1.8 gpm	670.00	Venetian Bronze®

- 1 or 3-hole 8" installation; for 3-hole, order RP70714 escutcheon
- 6 5/8" long, 14 1/2" high
- Red/blue indicators
- 2 1/2" max. deck thickness
- 3/2" min. InnoFlex® supply lines
- 3/8" compression fittings
- Euro-motion DIAMOND™ Valve
- MagnaTite® docking

NEW!



Broderick®
Single Handle Bar Faucet



Model	Flow	Price	Finish
1990LFC	1.5 gpm	799.00	Chrome
1990LFC-AR	1.5 gpm	970.00	Arctic® Stainless
1990LFC-BL	1.5 gpm	970.00	Matte Black
1990LFC-CZ	1.5 gpm	1070.00	Champagne Bronze™
1990LFC-KS	1.5 gpm	974.25	Black Stainless
1990LFC-RB	1.5 gpm	1070.00	Venetian Bronze®
1990LFC-PN	1.5 gpm	970.00	Polished Nickel

- 1 or 3-hole 4" installation; for 3-hole, order RP100844 escutcheon
- 7 1/16" long, 12 1/4" high
- Hot/Cold Indicators
- 2 1/2" max. deck thickness
- Ceramic disc cartridge



Cassidy®
Single Handle Bar Faucet



Model	Flow	Price	Finish
1997LF	1.5 gpm	501.65	Chrome
1997LF-AR	1.5 gpm	606.00	Arctic® Stainless
1997LF-CZ	1.5 gpm	709.80	Champagne Bronze™
1997LF-PN	1.5 gpm	606.00	Polished Nickel
1997LF-RB	1.5 gpm	695.15	Venetian Bronze®

- 1 or 3-hole 4" installation; for 3-hole, order RP72711 escutcheon
- 5 15/16" long, 8 3/4" high
- Hot/cold indicator
- 2 1/2" max. deck thickness
- 3/8" staggered copper supply lines with 1/2" fittings
- Euro-motion valve

NEW!



Contemporary
Single Handle Bar Faucet



Model	Flow	Price	Finish
1959LF	1.5 gpm	485.00	Chrome
1959LF-AR	1.5 gpm	642.00	Arctic® Stainless
1959LF-BL	1.5 gpm	642.00	Matte Black
1959LF-CZ	1.5 gpm	799.00	Champagne Bronze™
1959LF-KS	1.5 gpm	799.00	Black Stainless
1959LF-PN	1.5 gpm	642.00	Polished Nickel

- 1 or 3 hole 4" installation; for 3-hole, order RP77702 escutcheon
- 5 15/16" long, 11 1/2" high
- Hot/cold indicator
- 2 1/2" max. deck thickness
- 3/8" staggered copper supply lines with 1/2" fittings
- Euro-motion valve
- Limited swivel spout: 120°



Transitional
Single Handle Bar Faucet



Model	Flow	Price	Finish
1953LF	1.5 gpm	470.00	Chrome
1953LF-AR	1.5 gpm	570.00	Arctic® Stainless
1953LF-CZ	1.5 gpm	685.00	Champagne Bronze™
1953LF-RB	1.5 gpm	591.20	Venetian Bronze®

- 1 or 3 hole 4" installation; for 3-hole, order RP77702 escutcheon
- 5 3/8" long, 12 5/16" high
- Hot/cold indicator
- 2 1/2" max. deck thickness
- 3/8" staggered copper supply lines with 1/2" fittings
- Euro-motion valve


**Classic
Single Handle Bar Faucet**


Model	Flow	Price	Finish
1903-DST	1.5 gpm	292.75	Chrome
1903-SS-DST	1.5 gpm	399.00	Brilliance® Stainless

- 2-hole 4" installation
- 5" long, 10" high
- High arc spout swivels 180°
- Finished hot/cold indicator
- 2 1/2" max. deck thickness
- 3/2" min. InnoFlex® supply lines
- 3/8" compression fittings
- DIAMOND™ Valve


**Classic
Two Handle Bar Faucet**


Model	Flow	Price	Finish
2171LF	1.5 gpm	205.95	Chrome

- 2 or 3-hole 4" installation
- 4 1/8" long, 11" high
- 1" max. deck thickness; no thick deck kit available
- 1/2" IPS connection


**Foundations®
Two Handle Bar Faucet**


Model	Flow	Price	Finish
B28910LF	1.8 gpm	146.65	Chrome

- 2 or 3-hole 4" installation
- 5" long, 11" high
- 1" max. deck thickness; no thick deck kit available
- 1/2" IPS connection


**Foundations®
Two Handle Bar Faucet**


Model	Flow	Price	Finish
B28911LF	1.8 gpm	102.30	Chrome
B28911LF-SS	1.8 gpm	146.55	Brilliance® Stainless

- 2 or 3-hole 4" installation
- 5 1/16" long, 11 7/16" high
- 1" max. deck thickness; no thick deck kit available
- 1/2" IPS connection


**Pivotal®
Single Handle Bar Faucet**


Model	Flow	Price	Finish
1993LF	1.5 gpm	592.20	Chrome
1993LF-AR	1.5 gpm	740.30	Arctic® Stainless
1993LF-BL	1.5 gpm	734.15	Matte Black

- 1 or 3-hole 4" installation; for 3-hole, order RP92606 escutcheon
- 6" long, 12" high
- Red/blue indicator
- 2 1/2" max. deck thickness
- 3/8" staggered copper supply lines with 1/2" fittings
- Euro-motion valve


**Pivotal®
Single Handle Bar Faucet**


Model	Flow	Price	Finish
14882LF	1.5 gpm	292.75	Chrome
14882LF-BL	1.5 gpm	357.00	Matte Black
14882LF-CZ	1.5 gpm	399.00	Champagne Bronze
14882LF-RB	1.5 gpm	357.00	Venetian Bronze
14882LF-SP	1.5 gpm	328.45	Spotshield Stainless

- Max. low rate 1.5 gpm @ 60 psi, 5.7 L/min @ 414 kPa
- One or three hole mount (order RP103661 for optional escutcheon)
- Spout rotates 360°
- Ceramic disc cartridge.
- Polymer braided lexible supply hose with 3/8" compression fitting thread connection



Pivotal®
Single Handle Pull-Down Bar / Prep Faucet



Model	Flow	Price	Finish
9993-DST	1.8 gpm	727.10	Chrome
9993-AR-DST	1.8 gpm	916.30	Arctic® Stainless
9993-BL-DST	1.8 gpm	936.85	Matte Black

- 1 or 3-hole 8" installation; for 3-hole, order RP92233 escutcheon
- 6 13/16" long, 14 5/16" high
- Red/blue indicators
- 2 1/2" max. deck thickness
- 32" min. InnoFlex® supply lines
- 3/8" compression fittings
- Euro-motion DIAMOND™ Valve
- MagnaTite® docking



Mateo®
Single Handle Pull-Down Bar / Prep Faucet



Model	Flow	Price	Finish
9983-DST	1.8 gpm	593.00	Chrome
9983-AR-DST	1.8 gpm	750.00	Arctic® Stainless
9983-BL-DST	1.8 gpm	778.60	Matte Black

- 1 or 3-hole 8" installation; for 3-hole, order RP81914 escutcheon
- 6 7/8" long, 14 1/2" high
- Red/blue indicators
- 2 1/2" max. deck thickness
- 32" min. InnoFlex® supply lines
- 3/8" compression fittings
- Euro-motion DIAMOND™ Valve
- MagnaTite® docking



Pivotal®
Single Handle Pull-Down Bar / Prep Faucet



Model	Flow	Price	Finish
9993T-DST	1.8 gpm	1023.85	Chrome
9993T-AR-DST	1.8 gpm	1279.00	Arctic® Stainless
9993T-BL-DST	1.8 gpm	1308.50	Matte Black

TOUCH₂O®
TECHNOLOGY

- 1 or 3-hole 8" installation; for 3-hole, order RP92233 escutcheon
- 6 13/16" long, 14 3/4" high
- Red/blue indicators
- 2 1/2" max. deck thickness
- 32" min. InnoFlex® supply lines
- Battery operated 6 (AA) or 6(C)
- TempSense® light indicates water temp.
- 3/8" compression fittings
- Euro-motion DIAMOND™ Valve
- MagnaTite® docking



Mateo®
Single Handle Pull-Down Bar / Prep Faucet



Model	Flow	Price	Finish
9983T-DST	1.8 gpm	909.50	Chrome
9983T-AR-DST	1.8 gpm	1063.45	Arctic® Stainless
9983T-BL-DST	1.8 gpm	1087.40	Matte Black

TOUCH₂O®
TECHNOLOGY

- 1 or 3-hole 8" installation; for 3-hole, order RP81914 escutcheon
- 6 5/8" long, 15" high
- Red/blue indicators
- 2 1/2" max. deck thickness
- 32" min. InnoFlex® supply lines
- Battery operated 6 (AA) or 6(C)
- TempSense® light indicates water temp.
- 3/8" compression fittings
- Euro-motion DIAMOND™ Valve
- MagnaTite® docking



Lorain®
Bar / Prep Faucet



Model	Flow	Price	Finish
28716LF	1.8 gpm	95.35	Chrome

- Maximum low rate 1.8 gpm@60 psi, 6.8 L/min @ 414 kPa.
- Two handle lavatory faucets for exposed 2 or 3 hole mounting.
- Hot and cold stems are interchangeable.
- Hybrid body.
- Metal lever handles with 1/4 turn stops.
- Control mechanism shall be of the rotating cylinder type with stainless steel plate and with replaceable non-metallic seats operating in stainless steel lined sockets.
- 1/2"-14 NPSM threaded male inlet shanks.

NEW!



Contemporary Round Beverage Faucet



Model	Flow	Price	Finish
1930-DST	1.5 gpm	413.00	Chrome
1930-AR-DST	1.5 gpm	485.00	Arctic® Stainless
1930-BL-DST	1.5 gpm	485.00	Matte Black
1930-CZ-DST	1.5 gpm	585.00	Champagne Bronze™
1930-KS-DST	1.5 gpm	531.45	Black Stainless
1930-RB-DST	1.5 gpm	585.00	Venetian Bronze®
1930-PN-DST	1.5 gpm	485.00	Polished Nickel

- 1-hole installation
- 5 1/16" long, 9 1/2" high
- Cold water only
- 3/8" compression fittings
- 3" max. deck thickness
- 32" min. InnoFlex® supply line
- Works with RO systems, filtered water systems, chillers, or as a cold water tap
- Works with Delta Reverse Osmosis System DWQ1001012
- DIAMOND™ Valve



Traditional Beverage Faucet



Model	Flow	Price	Finish
1960-DST	1.5 gpm	413.00	Chrome
1960-AR-DST	1.5 gpm	485.00	Arctic® Stainless
1960-BL-DST	1.5 gpm	485.00	Matte Black
1960-CZ-DST	1.5 gpm	570.00	Champagne Bronze™
1960-KS-DST	1.5 gpm	517.15	Black Stainless
1960-PN-DST	1.5 gpm	485.00	Polished Nickel
1960-RB-DST	1.5 gpm	570.00	Venetian Bronze®

- 1-hole installation
- 5 1/16" long, 9 1/2" high
- Cold water only
- 3/8" compression fittings
- 3" max. deck thickness
- 32" min. InnoFlex® supply line
- Works with RO systems, filtered water systems, chillers, or as a cold water tap
- Works with Delta Reverse Osmosis System DWQ1001012
- DIAMOND™ Valve



Contemporary Square Beverage Faucet



Model	Flow	Price	Finish
1940-DST	1.5 gpm	413.00	Chrome
1940-AR-DST	1.5 gpm	485.00	Arctic® Stainless
1940-KS-DST	1.5 gpm	517.15	Black Stainless
1940-PN-DST	1.5 gpm	485.00	Polished Nickel
1940-RB-DST	1.5 gpm	570.00	Venetian Bronze®

- 1-hole installation
- 5 1/16" long, 9 1/2" high
- Cold water only
- 3/8" compression fittings
- 3" max. deck thickness
- 32" min. InnoFlex® supply line
- Works with RO systems, filtered water systems, chillers, or as a cold water tap
- Works with Delta Reverse Osmosis System DWQ1001012
- DIAMOND™ Valve



Transitional Beverage Faucet



Model	Flow	Price	Finish
1920-DST	1.5 gpm	399.00	Chrome
1920-AR-DST	1.5 gpm	485.00	Arctic® Stainless
1920-BL-DST	1.5 gpm	485.00	Matte Black
1920-CZ-DST	1.5 gpm	570.00	Champagne Bronze™
1920-KS-DST	1.5 gpm	517.15	Black Stainless
1920-RB-DST	1.5 gpm	570.00	Venetian Bronze®

- 1-hole installation
- 5 1/16" long, 9 1/2" high
- Cold water only
- 3/8" compression fittings
- 3" max. deck thickness
- 32" min. InnoFlex® supply line
- Works with RO systems, filtered water systems, chillers, or as a cold water tap
- Works with Delta Reverse Osmosis System DWQ1001012
- DIAMOND™ Valve

NEW!

Contemporary Round Instant Hot Faucet



Model	Flow	Price	Finish
1930LF-H	1.5 gpm	513.00	Chrome
1930LF-H-AR	1.5 gpm	656.00	Arctic® Stainless
1930LF-H-BL	1.5 gpm	656.00	Matte Black
1930LF-H-CZ	1.5 gpm	742.00	Champagne Bronze™
1930LF-H-KS	1.5 gpm	665.30	Black Stainless
1930LF-H-RB	1.5 gpm	742.00	Venetian Bronze®
1930LF-H-PN	1.5 gpm	656.00	Polished Nickel

- 1-hole installation
- 5" long, 9 7/16" high
- Delivers near boiling water on demand
- Self-closing spring loaded handle
- 3/8" compression fittings 3" max. deck thickness
- 32" min. InnoFlex® supply line
- Tank and filter required to be purchased separately and not available thru Delta Faucet. Recommended tanks include InSinkErator® HWT-300-F2000S, HWT300-F3000S or HWT300 InSinkerator tank models

Traditional Instant Hot Faucet



Model	Flow	Price	Finish
1960LF-H	1.5 gpm	599.00	Chrome
1960LF-H-AR	1.5 gpm	699.00	Arctic® Stainless
1960LF-H-BL	1.5 gpm	699.00	Matte Black
1960LF-H-CZ	1.5 gpm	785.00	Champagne Bronze™
1960LF-H-KS	1.5 gpm	709.75	Black Stainless
1960LF-H-PN	1.5 gpm	699.00	Polished Nickel
1960LF-H-RB	1.5 gpm	785.00	Venetian Bronze®

- 1-hole installation
- 5 1/16" long, 9 1/2" high
- Delivers near boiling water on demand
- Self-closing spring loaded handle
- 3/8" compression fittings
- 3" max. deck thickness
- 32" min. InnoFlex® supply line
- Tank and filter required to be purchased separately and not available thru Delta Faucet. Recommended tanks include InSinkErator® HWT-300-F2000S, HWT300-F3000S or HWT300 InSinkerator tank models

Contemporary Square Instant Hot Faucet



Model	Flow	Price	Finish
1940LF-H	1.5 gpm	642.00	Chrome
1940LF-H-AR	1.5 gpm	728.00	Arctic® Stainless
1940LF-H-KS	1.5 gpm	738.85	Black Stainless
1940LF-H-PN	1.5 gpm	728.00	Polished Nickel
1940LF-H-RB	1.5 gpm	813.00	Venetian Bronze®

- 1-hole installation
- 5 1/16" long, 9 1/2" high
- Delivers near boiling water on demand
- Self-closing spring loaded handle
- 3/8" compression fittings
- 3" max. deck thickness
- 32" min. InnoFlex® supply line
- Tank and filter required to be purchased separately and not available thru Delta Faucet. Recommended tanks include InSinkErator® HWT-300-F2000S, HWT300-F3000S or HWT300 InSinkerator tank models

NEW!


**Broderick®
Wall Mount Pot Filler**


- 1-hole installation
- 24" long, 9 1/4" high
- Two handle wall mount
- Cold water only
- Dual shut-off and swing joints
- 24" reach
- 1/2" IPS inlets

Model	Flow	Price	Finish
1190LFL	4.0 gpm	870.00	Chrome
1190LFL-AR	4.0 gpm	1099.00	Arctic® Stainless
1190LFL-BL	4.0 gpm	1113.00	Matte Black
1190LFL-CZ	4.0 gpm	1213.00	Champagne Bronze™
1190LFL-KS	4.0 gpm	1080.45	Black Stainless
1190LFL-RB	4.0 gpm	1213.00	Venetian Bronze®
1190LFL-PN	4.0 gpm	1099.00	Polished Nickel

NEW!


Contemporary Wall Mount Pot Filler


- 1-hole installation
- 21 9/16" long, 8 1/8" high
- Two handle wall mount
- Cold water only
- Dual shut-off and swing joints
- 24" reach
- 1/2" IPS inlets

Model	Flow	Price	Finish
1165LF	4.0 gpm	813.00	Chrome
1165LF-AR	4.0 gpm	1099.00	Arctic® Stainless
1165LF-BL	4.0 gpm	1113.00	Matte Black
1165LF-CZ	4.0 gpm	1199.00	Champagne Bronze™
1165LF-KS	4.0 gpm	1183.95	Black Stainless
1165LF-SS	4.0 gpm	1099.00	Brilliance® Stainless
1165LF-PN	4.0 gpm	1099.00	Polished Nickel


Traditional Wall Mount Pot Filler


- 1-hole installation
- 23 5/8" long, 10 1/6" high
- Two handle wall mount
- Cold water only
- Dual shut-off and swing joints
- 24" reach
- 1/2" IPS inlets

Model	Flow	Price	Finish
1177LF	4.0 gpm	770.00	Chrome
1177LF-AR	4.0 gpm	1028.00	Arctic® Stainless
1177LF-CZ	4.0 gpm	1128.00	Champagne Bronze™
1177LF-PN	4.0 gpm	1028.00	Polished Nickel
1177LF-RB	4.0 gpm	1113.00	Venetian Bronze®
1177LF-SS	4.0 gpm	1028.00	Brilliance® Stainless



Metal Glass Rinser

FP

- 1-hole installation
- 2 1/2" long, 1 1/8" high
- 2 1/2" max. deck thickness
- 1.2 gpm max flow rate
- 1/2" IPS shank(s)
- Supply line and T-Adapter included
- Matching finished cover included

Model	Price	Finish
GR250	357.00	Chrome
GR250-AR	428.00	Arctic® Stainless
GR250-BL	470.00	Matte Black
GR250-CZ	470.00	Champagne Bronze™
GR250-KS	427.95	Black Stainless
GR250-PN	428.00	Polished Nickel
GR250-RB	470.00	Venetian Bronze®



Air Switch with Dual Outlet

FP

- Plug-in dual outlet controller for waste disposal and one additional accessory
- Brass button and trim with polyethylene body
- Installed in 1-1/4" openings
- 6' flexible hose included
- Order RP101682 for replacement button and tubing

Model	Price	Finish
72050	235.60	Chrome
72050-AR	299.90	Arctic® Stainless
72050-BL	299.90	Matte Black
72050-CZ	349.90	Champagne Bronze™
72050-GB	349.90	Brushed Gold
72050-KS	349.90	Black Stainless
72050-PN	299.90	Polished Nickel
72050-RB	349.90	Venetian Bronze®



Kitchen Sink Flange & Strainer

FP

- Polypropylene drain housing
- Brass strainer and basket
- Top-mount flange installation for 3.5" sink openings
- 4 1/2" diameter brass flange
- 1 1/2" x 1 1/2" NPSM threads
- Meets ASME B1.20.3

Model	Price	Finish
72010	116.70	Chrome
72010-AR	137.30	Arctic® Stainless
72010-CZ	218.00	Champagne Bronze™
72010-GB	214.15	Brushed Gold
72010-KS	193.95	Black Stainless
72010-PN	133.85	Polished Nickel
72010-SS	137.30	Brilliance® Stainless



Air Gap

FP

- Polyethylene body
- 5/8" dishwasher inlet, 7/8" outlet
- 1 5/8" diameter, 2 1/8" long brass cap

Model	Price	Finish
72020	47.15	Chrome
72020-AR	52.85	Arctic® Stainless
72020-BL	67.15	Matte Black
72020-CZ	89.90	Champagne Bronze™
72020-GB	89.90	Brushed Gold
72020-KS	65.15	Black Stainless
72020-PN	52.85	Polished Nickel
72020-RB	61.45	Venetian Bronze®
72020-SS	52.85	Brilliance® Stainless



Kitchen Disposal & Flange Stopper

FP

- 4 1/2" diameter brass flange

Model	Price	Finish
72030	116.70	Chrome
72030-AR	154.50	Arctic® Stainless
72030-CZ	179.60	Champagne Bronze™
72030-GB	175.60	Brushed Gold
72030-KS	158.45	Black Stainless
72030-PN	133.85	Polished Nickel
72030-SS	137.30	Brilliance® Stainless



Delta Other: Glass Rinser

FP

- Maximum 1.2 gpm @ 60 psi, 4.5 L/min @ 414 kPa
- May connect to either hot or cold supply
- 42" supply line and adapter tee included for connecting to water supply
- Models include cover

Model	Price	Finish
GR150	249.85	Chrome
GR150-SP	174.70	Spotshield Stainless



Collins®
Single Handle Tract-Pack Pull-Out Kitchen Faucet



Model	Flow	Price	Finish
* 4140-TP-DST	1.8 gpm	349.90	Chrome
* 4140-ARTP-DST	1.8 gpm	485.00	Arctic® Stainless

- 1 or 3-hole 8" installation (optional escutcheon included)
- 9" long, 10 3/10" high
- Finished hot/cold indicator
- 3/8" compression fittings
- 32" min. InnoFlex® supply lines
- 2 1/2" max. deck thickness
- Restricted to case pack of 3 - priced each
- DIAMOND™ Valve

*Models noted with an * must be ordered in case quantity, priced each.
 See page 4 for icon definitions.

See page 3 for icon definitions.

HOMEA
PREMIUM

H O M E A

www.homea.mx

Email: ventas@homea.mx

Whatsapp: (446)144.6318

Tel: (442)216.3552

Lada sin Costo: 01(800)701.2121