

FRANKE

HOMEA
PREMIUM

HOMEA

www.homea.mx

Email: ventas@homea.mx

Whatsapp: (446)144.6318

Tel: (442)216.3552

Lada sin Costo: 01(800)701.2121

COLLECTIONS

2025·2026

A Great Performance Deserves a Great Stage



Scan to see our
brand campaign.

THE SHOW IS HOME

FRANKE

COLLECTIONS 2025-2026

FAMILIES

- 12 Mythos
- 18 Maris

PRODUCT CATEGORIES

Sinks

- 26 Stainless Steel
- 100 Fraganite
- 144 Fraceram

Faucets

- 162 Faucets
- 200 Filtration

216 Kitchen Solutions - Accessories

236 Charts and Index







Years of experience, yet still as curious as kids.

At Franke, we have been looking for new solutions and innovations for over 100 years and our attitude still has not changed. In 1911 we combined traditional craftsmanship, precision engineering and a constant pursuit of innovation, three principles that remain at our core.

A story forged in Swiss precision

Our story began at the beginning of the last century as a small sheet-metal business in Rorschach, Switzerland, established by Hermann Franke.

Since then, we opened up to the world and inaugurated manufacturing facilities all around the globe that led us to become leaders in the kitchen sinks segment, and home solutions altogether.



The recipe for a healthier future

We're on a mission to help create a more sustainable planet, one innovation at a time. From designs built with the use of sustainable materials, to efficiency optimization and waste reduction, we act responsibly throughout our business and beyond for positive long-term impact.



Taking care of the environment

Our vision is to reach net-zero greenhouse gas (GHG) emissions across our value chain by 2050 from a 2020 base year.

We have established clear goals that support this ambition to contribute to a more sustainable world for our customers, employees, and society.

We developed our near-term and net-zero targets in 2023 in line with the Paris Climate Agreement, and they were validated by the Science Based Targets initiative (SBTi) in February 2024, setting a cornerstone in our sustainability journey.

Packaging

In 2023, we continued the switch from Styrofoam packaging to cardboard for the Franke range of Fraganite and Tectonite material sinks across Franke's distribution centers around the world.

Franke's total share of renewable packaging was 89.9 percent in 2023

Waste

77.2% of waste across Franke Group was recycled.

Resources

7.5% reduction in total scope 1&2 CO2e emissions in 2023 compared to 2022;

9.9% reduction in total electricity consumption in 2023 compared to 2022

Creating a proactive safety-first culture

People are at the core of what we do, and their safety needs to be a pre-condition of how we work. This approach is enshrined in our company values and drives our safety and occupational health measures. We view the prevention of physical and mental harm and the promotion of workers' health and wellbeing as a key responsibility in recognition of the fundamental human rights of workers.

“ We've reduced our scope 1 and 2 emissions for eight years running and our net-zero emissions reduction targets have been validated by the SBTi. ”

Patrik Wohlhauser, Franke CEO

Innovation for sustainable living

Our eco-friendly innovations are designed to empower cleaner living at home and inspire everyday wellbeing.

Faucets

Franke stainless steel faucet models are made of 100% recyclable steel. In addition, some faucets offer the water-saving feature. This innovative technology allows you to move the handle to a position that will reduce water flow by 50%. In addition, faucets equipped with Franke's ECO cartridge are designed to limit the flow and temperature of the water.



Filtration

Plastic bottles have a particularly stark effect on the environment — around the world, over 1,500 bottles end up in the sea every second. From our point-of-use faucets, the filter uses activated carbon to reduce lead, chlorine, residues and sediment. Customers, therefore, have clean drinking water, which is equally good for their health and the environment.

Sinks

Franke's sinks ranges are exemplary in terms of usage of sustainable materials such as stainless steel, Fraganite and ceramic that guarantee extraordinary product durability, resistance and long-lasting quality.



Experience our new Showroom

Welcome to the Franke's Aarburg Showroom a place of discovery.

It has been key to bring Franke's new positioning to life in the Aarburg showroom concept, as well as in all spaces applying and adapting the new brand style guide. The new colors from primary to a wide modern secondary colors selection has been applied to the display creating a vibrant, fresh and contemporary design combination.

The highlights are our product families Mythos, Maris and Smart representing in the best way Franke as System Provider. Within the showroom there is also an attention to people and their well-being with open and clear understandable demonstration corners in a delightful natural material surrounding.

Franke's innovations are brought into the showroom with a superior quality look, tone and feel, elevating to the fullest the brand and products experience.


Aarburg Showroom

Franke-Strasse 2
4663 Aarburg
Switzerland
Phone: +41 62 787 31 31
Fax: +41 62 787 30 18



Scan
to view
the Aarburg
showroom





FRANKE



**HOME
SOLUTIONS**

Solutions that work together

Our kitchens are places to live: We cook there, eat there and spend time together there, more often than not, all at the same time. Our products all merge together in functional systems aimed to facilitate your life and please your eye, thanks to perfectly matching colors, designs and combinations. When everything comes together, it is easier to enjoy every moment.

Food preparation areas

Faucets, sinks and kitchen accessories

Award-winning, intelligent, eco-friendly faucets are perfectly paired with elegant, spacious sinks equipped with custom-fit accessories or other innovative tools, so you have everything you always need. Everything is manufactured in the best, most durable and hygienic materials, such as our stainless steel or exclusive Fraganite.



Filtration

Cold, hot and hot/cold combinations

Franke filtration faucets are the epitome of premium quality faucets that are meticulously crafted with lead-free stainless steel, both internally and externally, setting the standard for exceptional faucets.

Inspir

There is no place like home. And there are no two homes alike. The way we cherish our own nest is just as unique as we are, each one with different tastes, preferences, and needs. To help you get inspired and create the kitchen environment of your dreams, and enjoy it every day, we developed different **families** of products.

Mythos

A passion for the best

Our most premium range. Technology meets design, while even the smallest details are carefully sought-after. This **family** sets its goal to the highest levels, combining the very essence of functionality with that of beauty.

Maris

Family in the kitchen

A **family** inspired by families. cozy and functional, for savouring the heartwarming experience of a **family** get-together. Maris' philosophy is simple: welcome anyone, anytime with the pride and joy of a homemade dinner.

What your kitchen will look like is up to you, but whatever your way of bringing joy home, **you can count on us.**

ations









Sink: Mythos Masterpiece - MMX11027-ANT-WKC

Mythos



Faucet: Mythos Masterpiece Pull-Down Spray - MMX-PD-ANT
Soap Dispenser: Atlas - ATL-SD-ANT

Mythos Masterpiece





NEW

Add an artful finishing touch with Mythos Masterpiece

Express yourself with the Mythos Masterpiece collection, a specially curated selection of handmade sinks, coordinating faucets, soap dispensers and accessories all produced in a choice of three pristine metallic shades; New stunning Copper, bold Anthracite, or sparkling Gold.

Stunning and sophisticated, each collection beautifully blends exceptional aesthetics with uncompromising quality, giving you the sinks and faucets to create a look like no other.

Manufactured from hardwearing, hygienic stainless steel, our Mythos Masterpiece sinks reflect our reputation for exceptional quality and extraordinary expertise in pioneering the production of such products since 1911.

Colors

NEW

 Copper

 Anthracite

 Gold

NEW

The perfect complement to your kitchen.

Made with functional design, elegant style and maximum attention to detail, the new Mythos Masterpiece faucets are the perfect complement to your Franke kitchen. Available in four different metallic colors, Stainless Steel, Anthracite, Gold, and Copper with each perfectly matching other Mythos Masterpiece collection elements for the perfect visual harmony in your kitchen.

Match components in the same shade or add contrast ...



Copper
MMX-PD-CPR



Anthracite
MMX-PD-ANT



Gold
MMX-PD-GLD



Stainless Steel
MMX-PD-304

Mythos

Masterpiece






Sink: Maris - MAG11028-ONY-S

Maris



Faucet: Active Pull-Out Spray - ACT-PO-ONY
Soap Dispenser: Active - ACT-SD-ONY



Maris Fragranite



Usher in a new era

Life happens in the kitchen, and your sink is at the center of the action. Whether prepping for a weeknight meal, entertaining friends and family, working from home, or cleaning up after dinner, Franke Maris Fraganite sinks are designed to fit seamlessly into your ever-changing lifestyle with innovative features and timeless design.

Harmony comes in color

Available in a full suite of timeless colors, there's a Franke Maris Fraganite sink to fit seamlessly into any interior design style. Maintain balance with a kitchen sink that flows effortlessly into your unique vision and aesthetic.



Polar
White

Stone
Grey

Slate
Grey

Onyx

Matte
Black




Champagne

Oyster

Mocha

Show what you're made of!



Fragranite

An exceptionally tough material, highly resistant to burns, dents, chips, and stains. Pioneered by Franke, it's a unique material with a subtle sheen that is warm to the touch thanks to its up to 80% quartz sand composition. Its smooth finely textured surface naturally prevents bacteria and microbial growth.

Stainless Steel


Whether you prefer the more reflective qualities of the diamond finish or the more subtle look of the silk or pearl finishes, which give a more matte sheen, there is a Stainless Steel solution for you. All Franke Stainless Steel products are made from premium quality chrome nickel steel, which looks stunning and is highly resistant to staining, rust and corrosion. Stainless Steel is one of the most popular materials in the kitchen for a good reason.



Fraceram

Ceramic sinks have a smooth, impervious surface, which stands up to heat, staining, impacts and resists standard household chemicals with ease. Ceramic sinks have been a popular choice for years and create a classic combination with a variety of work surfaces such as wood, glass and granite.

Shiny or matte, smooth or stone-like, extra-strong or super trendy. Your kitchen can speak volumes about you, so every detail counts. To offer you the chance to create your very own perfect kitchen, our range of materials is designed to please any taste, match any style and resist any endeavor. Discover each material's precision-engineered character and unique benefits to choose the one that suits your needs the best and you like the most.



F-Inox Technology

An exclusive Franke coating able to group water molecules, allowing you to dry your sink without ring stains. Water repellent and scratch-resistant, this futuristic coating also fears no heat up to 212° F. A real and long-lasting beauty formula that you can appreciate from our Mythos Masterpiece family.

PVD Coating

PVD, used for "Physical Vapor Deposition," is a coating technology that makes faucets even more resistant to abrasions, scratches and corrosion and offers exceptional aesthetic features as well. A faucet treated with a PVD coating even resists UV rays and makes fingerprints less visible in a busy kitchen. There are four PVD coatings available: Anthracite, Copper, Gold, and Industrial Black.







It's always been in our heritage to meet your **needs.**

Beautiful and made for real-life use. Stainless Steel represents our ideal kitchen.

The sheer quality of Franke products can be seen and felt. We use AISI 304 stainless steel, a choice that reflects our dedication to quality, one of our core priorities over the 100-plus years of our history.

Strong and robust, it maintains its brilliance over time, making it the defining feature of the living spaces in which it is installed.

Its superb technical features ensure that it is always in demand and highly appreciated by professionals in the haute cuisine sector. Furthermore, Stainless Steel is an extremely hygienic material, is easy-to-clean and recyclable. Aesthetically pleasing and functional to use: Stainless Steel really represents quality in shining armor.

Customer Care and Technical Assistance

If you ever experience a problem with any Franke product, simply contact our Customer Service at 1-866-687-7465. Our dedicated customer care team will be the first to assist you, offering advice and instructions to resolve the issue. If necessary, we will escalate the matter to the relevant Franke team members to ensure a prompt solution and restore the product's functionality through a replacement part or warranty replacement. Your satisfaction is our top priority, so rest assured that we are here to help.

For more information and for details on warranty and terms and conditions: www.franke.com

Canada: 1-866-687-7465



OTROS...
A HACER COSAS QUE AMAS.
SECA DE...
LA VIDA ES SIMPLE. CADA...
...
VIAJA SEGUIDO...
...
Y LO QUE...
...
LA VIDA ES VIVIR Y COMPARTIR
CORTA. TU PASION.



Stainless Steel Sinks



28	Mythos Masterpiece
36	Culinary Center
40	Workcenters
48	Peak
56	Professional
66	Pescara
74	Orca 2.0
78	Prestige
80	Cube
90	Cube ADA
92	Grande
96	Rotondo
98	Outdoor Series

Mythos Masterpiece

NEW

Your latest work of art.



red dot winner 2023

Bring an elegant, artful look to your kitchen with the on-trend metallic colors of the Mythos Masterpiece collection. The addition of the luxurious new Copper finish elevates the collection, bringing warmth and character into your kitchen. This curated selection of sinks, faucets, soap dispensers, and accessories blends exceptional aesthetics with uncompromising quality, creating a truly unique kitchen look.



NEW Mythos Masterpiece Pull-Down Spray Faucet



Atlas Soap Dispenser

Exclusive to the Mythos Masterpiece sinks



Discover more about the F-Inox Technology:



Discover F-Inox, an exclusive Franke coating that groups water molecules and allows you to dry your sink without ring stains. This unique coating not only helps to prevent fingerprints and marks, but also makes the sink easier to clean.

Elegant, distinctive and modern, prepare to make your mark

For an even more distinctive look, the Mythos Masterpiece collection also offers accessories that give you a little more. A unique bottom grid that protects the sink, a roller mat for heat protection and a separate colander for meal preparation.

NEW

Copper



Anthracite



Gold



Show your true colors

Whether you prefer the boldness of Anthracite, the stunning allure of Copper, or the sparkling luxury of Gold, the Mythos Masterpiece collection lets you show your true colors with distinctive modern finishes that showcase your style.

NEW



Mythos Masterpiece
Faucet
MMX-PD-CPR



Atlas Soap
Dispenser
ATL-SD-CPR



Air Switch
WD3428CPR




Flange Kit
WDFLANGE-CPR



Strainer
906-CPR



Colander
MM-70S-CPR



Bottom
Grid
MM27-36S-CPR



Roller
Mat
MM-31RM-CPR



Mythos Masterpiece
Faucet
MMX-PD-ANT



Atlas Soap
Dispenser
ATL-SD-ANT



Air Switch
WD3428ANT




Flange Kit
WDFLANGE-ANT




Strainer
906-ANT



Colander
MM-70S-ANT



Bottom
Grid
MM27-36S-ANT



Roller
Mat
MM-31RM-ANT



Mythos Masterpiece
Faucet
MMX-PD-GLD



Atlas Soap
Dispenser
ATL-SD-GLD



Air Switch
WD3428GLD



Flange Kit
WDFLANGE-GLD



Strainer
906-GLD



Colander
MM-70S-GLD



Bottom
Grid
MM27-36S-GLD



Roller
Mat
MM-31RM-GLD



Bottom grid for protection

For further protection, every sink is also supplied with a required coordinating bottom grid. Perfectly matching your chosen finish, this is designed to stop pots and pans from scratching the bottom of the sink, preserving its looks long-term.



MYTHOS

Mythos Masterpiece



NEW **MMX11015-CPR-WKC**
122.0733.622
\$3,380

Interior Dimensions: 15³/₄" x 16¹/₈" x 8³/₁₆"
Exterior Dimensions: 17⁵/₁₆" x 17³/₄"
Minimum Cabinet Size: 21"
Gauge: 19
Weight: 10 lbs.
Sound Dampening: Sound Pad
Stainless Finish: F-Inox Coating
Corner Radius: 12 mm
Installation: Undermount

Accessories Included

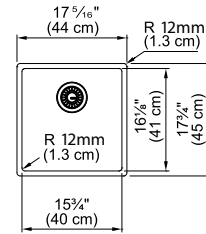
A1

Accessories Optional

O1 O2 O3 O4 O5 O6



Copper



MYTHOS



MMX11015-ANT-WKC
122.0703.644
\$3,380

Interior Dimensions: 15³/₄" x 16¹/₈" x 8³/₁₆"
Exterior Dimensions: 17⁵/₁₆" x 17³/₄"
Minimum Cabinet Size: 21"
Gauge: 19
Weight: 10 lbs.
Sound Dampening: Sound Pad
Stainless Finish: F-Inox Coating
Corner Radius: 12 mm
Installation: Undermount

Accessories Included

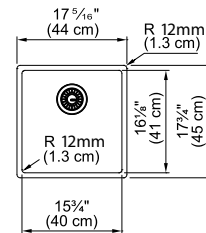
A1

Accessories Optional

O1 O2 O3 O4 O5 O6



Anthracite



MYTHOS



MMX11015-GLD-WKC
122.0703.645
\$3,380

Interior Dimensions: 15³/₄" x 16¹/₈" x 8³/₁₆"
Exterior Dimensions: 17⁵/₁₆" x 17³/₄"
Minimum Cabinet Size: 21"
Gauge: 19
Weight: 10 lbs.
Sound Dampening: Sound Pad
Stainless Finish: F-Inox Coating
Corner Radius: 12 mm
Installation: Undermount

Accessories Included

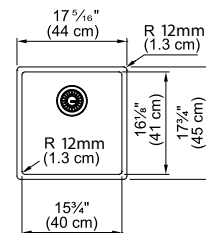
A1

Accessories Optional

O1 O2 O3 O4 O5 O6




Gold



Mythos Masterpiece


ACCESSORIES INCLUDED



- A1 Bottom Grid**
15 $\frac{3}{8}$ " x 15 $\frac{3}{4}$ "
 Copper
MM15-36S-CPR
112.0655.468
Anthracite
MM15-36S-ANT
112.0655.431
Gold
MM15-36S-GLD
112.0655.433
\$315

ACCESSORIES OPTIONAL




- O1 Flange Kit**
 Copper
WDFLANGE-CPR
112.0664.394
Anthracite
WDFLANGE-ANT
112.0664.350
Gold
WDFLANGE-GLD
112.0664.391
\$175




- O2 Air Switch**
 Copper
WD3428CPR
112.0664.348
Anthracite
WD3428ANT
112.0664.346
Gold
WD3428GLD
112.0664.347
\$80




- O3 Strainer Basket**
 Copper
906-CPR
112.0630.005
Anthracite
906-ANT
112.0630.003
Gold
906-GLD
112.0629.750
\$255



- O4 Roller Mat**
18 $\frac{3}{8}$ " x 17 $\frac{5}{16}$ "
 Copper
MM-31RM-CPR
112.0655.344
Anthracite
MM-31RM-ANT
112.0655.342
Gold
MM-31RM-GLD
112.0655.343
\$460



- O5 Colander**
6 $\frac{3}{16}$ " x 16 $\frac{1}{2}$ "
 Copper
MM-70S-CPR
112.0655.341
Anthracite
MM-70S-ANT
112.0655.239
Gold
MM-70S-GLD
112.0655.240
\$435



- O6 Cutting Board**
9 $\frac{1}{16}$ " x 16 $\frac{1}{2}$ "
MM-40S
112.0676.854
\$335



- Mythos Masterpiece**
Stainless Steel
MMX-PD-304
115.0731.724
\$1,275
Optional

MYTHOS

Mythos Masterpiece



NEW **MMX11027-CPR-WKC**
122.0733.621
\$4,940

Interior Dimensions: 27" x 16¹/₈" x 8³/₁₆"
Exterior Dimensions: 28¹/₂" x 17³/₄"
Minimum Cabinet Size: 33"
Gauge: 19
Weight: 14 lbs.
Sound Dampening: Sound Pad
Stainless Finish: F-Inox Coating
Corner Radius: 12 mm
Installation: Undermount

Accessories Included

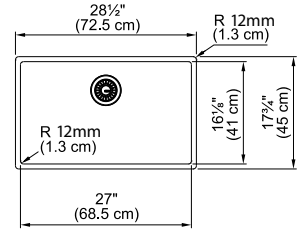
A1 A2 A3 A4

Accessories Optional

O1 O2 O3



Copper



MYTHOS



MMX11027-ANT-WKC
122.0703.646
\$4,940

Interior Dimensions: 27" x 16¹/₈" x 8³/₁₆"
Exterior Dimensions: 28¹/₂" x 17³/₄"
Minimum Cabinet Size: 33"
Gauge: 19
Weight: 14 lbs.
Sound Dampening: Sound Pad
Stainless Finish: F-Inox Coating
Corner Radius: 12 mm
Installation: Undermount

Accessories Included

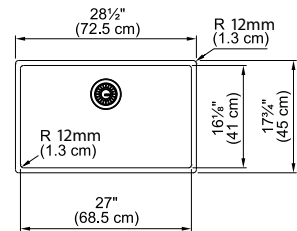
A1 A2 A3 A4

Accessories Optional

O1 O2 O3



Anthracite



MYTHOS



MMX11027-GLD-WKC
122.0703.647
\$4,940

Interior Dimensions: 27" x 16¹/₈" x 8³/₁₆"
Exterior Dimensions: 28¹/₂" x 17³/₄"
Minimum Cabinet Size: 33"
Gauge: 19
Weight: 14 lbs.
Sound Dampening: Sound Pad
Stainless Finish: F-Inox Coating
Corner Radius: 12 mm
Installation: Undermount

Accessories Included

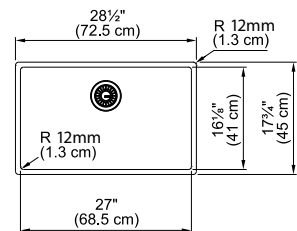
A1 A2 A3 A4

Accessories Optional

O1 O2 O3



Gold



Mythos Masterpiece

ACCESSORIES INCLUDED



A1 Bottom Grid
 26⁷/₁₆" x 15³/₄"
NEW Copper
 MM27-36S-CPR
 112.0655.410
 Anthracite
 MM27-36S-ANT
 112.0655.408
 Gold
 MM27-36S-GLD
 112.0655.409
\$475



A2 Roller Mat
 18³/₁₆" x 17⁵/₁₆"
NEW Copper
 MM-31RM-CPR
 112.0655.344
 Anthracite
 MM-31RM-ANT
 112.0655.342
 Gold
 MM-31RM-GLD
 112.0655.343
\$460



A3 Colander
 6³/₁₆" x 16⁷/₈"
NEW Copper
 MM-70S-CPR
 112.0655.341
 Anthracite
 MM-70S-ANT
 112.0655.239
 Gold
 MM-70S-GLD
 112.0655.240
\$435



A4 Cutting Board
 9⁷/₁₆" x 16⁷/₈"
 MM-40S
 112.0676.854
\$335

ACCESSORIES OPTIONAL



O1 Flange Kit
NEW Copper
 WDFLANGE-CPR
 112.0664.394
 Anthracite
 WDFLANGE-ANT
 112.0664.350
 Gold
 WDFLANGE-GLD
 112.0664.391
\$175



O2 Air Switch
NEW Copper
 WD3428CPR
 112.0664.348
 Anthracite
 WD3428ANT
 112.0664.346
 Gold
 WD3428GLD
 112.0664.347
\$80



O3 Strainer Basket
NEW Copper
 906-CPR
 112.0630.005
 Anthracite
 906-ANT
 112.0630.003
 Gold
 906-GLD
 112.0629.750
\$255



Mythos Masterpiece
 Stainless Steel
 MMX-PD-304
 115.0731.724
\$1,275
 Optional

Note: All accessories sold separately unless otherwise indicated. Design of custom accessories subject to change without notice. It is absolutely critical that you have the sink and any custom sink accessories on-site prior to any cut or modification to the countertop. Franke will not be responsible for any errors in countertop preparation and sink installation.

Culinary Center

Functional, beautiful organization.



Culinary Center is the perfect synthesis of cutting-edge technology and design, marrying classic and contemporary styles.

Packed with built-in features that put everyday tools at your fingertips as you work. Each element is organized according to a highly functional approach.



A place for everything

The double-bowl Culinary Center features essential accessories built right into the sleek design. When tasks are complete, everything stores neatly into this well-thought-out system.



Details matter

The custom-fitted accessories compartment allows you to dry and store the tools you use most, so they're ready when you need them, creating a functional organized kitchen workstation with everything in its place.

Designed for the way you work

The Culinary Center's two cutting boards, colander and draining rack are easily removed and positioned to fit the workflow that's most efficient for you. Rinsing, draining, chopping, dicing, and slicing are a snap when the right tools are at hand.





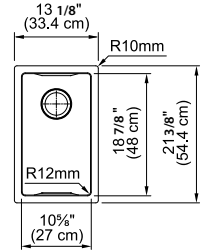


CUX11010-W

122.0571.176

\$3,195

Interior Dimensions: 10⁵/₈" x 18⁷/₈" x 8¹/₁₆"
 Exterior Dimensions: 13¹/₈" x 21³/₈"
 Minimum Cabinet Size: 18"
 Gauge: 19
 Weight: 19 lbs.
 Sound Dampening: Sound Pad
 Stainless Finish: Diamond
 Corner Radius: 12 mm
 Installation: Undermount With 1/2" Reveal



Accessories Included

A2	A3	A4	A5	A6	A7
A8	A9	A10	A12		

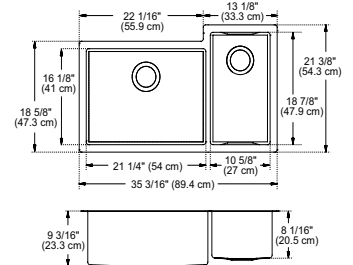


CUX16021-W

122.0570.964

\$4,165

Interior Dimensions: 32¹/₁₆" x 18⁷/₈" x 9³/₁₆" & 8¹/₁₆"
 Exterior Dimensions: 35³/₁₆" x 21³/₈"
 Minimum Cabinet Size: 39"
 Gauge: 19
 Weight: 50 lbs.
 Sound Dampening: Sound Pad
 Stainless Finish: Diamond
 Corner Radius: 12 mm
 Installation: Undermount With 1/2" Reveal



Accessories Included

A1	A2	A3	A4	A5	A6
A7	A8	A9	A10	A11	A12

ACCESSORIES INCLUDED



A1 Bottom Grid
 20³/₁₆" x 15³/₁₆"
 Stainless
 CU21-36S
 112.0388.963
\$240
 Included



A2 Cutting Board
 7¹/₁₆" x 16¹/₁₆"
 Walnut
 CU-40S
 112.0539.134
\$260
 Included



A3 Cutting Board
 7¹/₁₆" x 16¹/₁₆"
 Black Plastic
 CU-40P
 112.0539.120
\$165
 Included



A4 Cutting Mat
 11¹/₄" x 17³/₄"
 Silicone
 SP-40S
 112.0342.598
\$100
 Included



A5 Glass Cover/Cutting Board
 11¹/₂" x 19¹/₄"
 Black Glass
 CU-GC
 112.0530.963
\$200
 Included



A6 Knife Holder + Cutting Board
 7³/₁₆" x 16⁷/₈"
 Walnut
 CU-40K
 112.0539.135
\$415
 Included



A7 Knife Set
 Set of 3
 Black
 CU-KS
 112.0545.792
\$170
 Included



A8 Colander
 6³/₁₆" x 16⁷/₈" x 2¹/₈"
 Stainless
 CUW-70S
 112.0394.981
\$325
 Included



A9 Wire Rack
 11" x 18³/₁₆"
 Stainless
 CU-WR
 112.0539.138
\$220
 Included



A10 Frame Cover
 10¹/₂" x 18³/₁₆"
 Stainless Finish
 CU-FC
 112.0548.292
\$355
 Included



A11 Drain Cover
 4¹/₂"
 Stainless
 RNDQVR
 112.0532.169
\$150
 One included with CUX16021-W



A12 Strainer Basket
 Chrome
 1145
 112.0055.508
\$70
 Included

Workcenters

Creating a defined space in the kitchen.



A total kitchen solution

Franke Workcenters transform how you go about your daily meal prep and cleanup. They are functional and maximize efficiency while minimizing movement. A Workcenter sink offers multiple kitchen tools to wash food, chop, prep, clean up, dry dishes and more. It consolidates separate areas of your kitchen into one space.



Perfect workflow

Franke Workcenters support your entire food preparation by creating your own modular, innovative and design-oriented sink center.



Minimize chaos

The kitchen is the busiest place in your home. Franke Workcenter provides all the essentials needed for food prep or impromptu meals.



Limit cross-contamination

Kitchen sinks handle many tasks that might not be very sanitary. A Franke Workcenter can organize your sink to allow you to keep food prep items separated. It helps keep your food and kitchen more hygienic and reduces the chances of cross-contamination.

Fully equipped

Space-saving integrated tools offer plenty of room for prepping over the sink, freeing up counter space for other activities.





MYTHOS

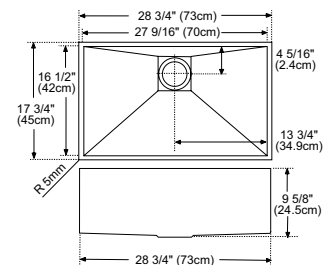


PKX11028-WKC

122.0672.202

\$4,015

Interior Dimensions: 27³/₁₆" x 16¹/₂" x 9⁵/₈"
 Exterior Dimensions: 28³/₄" x 17³/₄"
 Minimum Cabinet Size: 30"
 Gauge: 16
 Weight: 41 lbs.
 Sound Dampening: Sound Pad
 Integral Franke Ledge System
 Stainless Finish: Diamond
 Corner Radius: 5 mm
 Installation: Undermount



Accessories Included

A1 A2 A3 A4 A5

Accessories Optional

O1 O2

ACCESSORIES INCLUDED



**A1 Bottom/
Shelf Grid**

27³/₁₆" x 16¹/₂"
 Stainless
 PX-28S
 112.0173.263
\$330
 Included



A2 Colander

6¹/₈" x 17¹/₁₆" x 2¹/₈"
 Stainless
 PX-70S
 112.0066.060
\$315
 Included



A3 Cutting Board

14³/₈" x 17¹/₈"
 Solid Wood
 PX-40S
 112.0173.264
\$385
 Included



**A4 Strainer
Basket**

Chrome
 1145
 112.0055.508
\$70
 Included



A5 Drain Cover

4⁷/₈" x 4⁷/₈"
 Stainless
 PKXCVR
 112.0169.254
\$170
 Included

ACCESSORIES OPTIONAL



**O1 Universal
Roller Mat**

18⁷/₁₆" x 20"
 Stainless
 UV-36RM
 112.0391.220
\$270
 Optional



O2 Inox Cream

Stainless
 Steel Polish
 903
 112.0039.150
DISCONTINUED
 Optional



**Mythos
Masterpiece**

Stainless Steel
 MMX-PD-304
 115.0731.724
\$1,275
 Optional

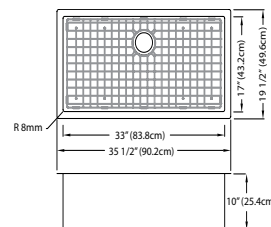
Professional



MYTHOS



Interior Dimensions: 33" x 17" x 10"
 Exterior Dimensions: 35½" x 19½"
 Minimum Cabinet Size: 36"
 Gauge: 16
 Weight: 44 lbs.
 Sound Dampening: Sound Pad & Spray Coat
 Stainless Finish: Diamond
 Corner Radius: 8 mm
 Installation: Undermount with ½" Reveal



PS2X110-33-WKC

122.0672.204

\$3,980

Accessories Included

A1 A2 A3 A4 A5

Accessories Optional

O1 O2

ACCESSORIES INCLUDED



A1 Bottom Grid
 32½" x 16½"
 Stainless
 PS2-33-36S
 112.0531.747
\$445
 Included



A2 Cutting Board
 11" x 17½" x 1"
 Maple
 PS2-45S
 112.0653.055
\$375
 Included



A3 Colander
 6⅝" x 17⅝" x 2⅝"
 Stainless
 PE-70S
 112.0334.171
\$385
 Included



A4 Strainer Basket
 Chrome
 1145
 112.0055.508
\$70
 Included



A5 Drain Cover
 4½"
 Stainless
 RND CVR
 112.0532.169
\$150
 Included

ACCESSORIES OPTIONAL



O1 Universal Roller Mat
 18⅝" x 20"
 Stainless
 UV-36RM
 112.0391.220
\$270
 Optional



O2 Inox Cream
 Stainless
 Steel Polish
 903
 112.0039.150
DISCONTINUED
 Optional



Atlas Neo
 Stainless Steel
 ATL-PO-304
 115.0685.311
\$975
 Optional

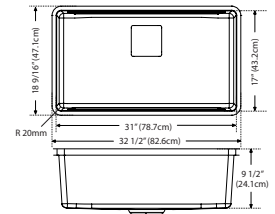
Pescara



MYTHOS



Interior Dimensions: 31" x 17" x 9½"
 Exterior Dimensions: 32½" x 18¾"
 Minimum Cabinet Size: 36"
 Gauge: 18
 Weight: 38 lbs.
 Sound Dampening: Sound Pad
 Stainless Finish: Silk
 Integral Franke Ledge System
 Corner Radius: 20 mm
 Installation: Undermount with 3 mm Reveal



PTX110-31-WKC

122.0672.209

\$2,935


Accessories Included

A1 A2 A3 A4 A5 A6

Accessories Optional

O1 O2 O3

ACCESSORIES INCLUDED



A1 Bottom Grid
 29¾" x 15¼"
 Stainless
 PT31-36S
 112.0491.340
\$285
 Included



A2 Shelf Grid
 14" x 16¼"
 Stainless
 PT14-31S
 112.0490.011
\$240
 Included



A3 Cutting Board
 11" x 18½"
 Solid Wood
 PT-41S
 112.0527.413
\$330
 Included



A4 Colander
 6¾" x 17¾" x 2½"
 Stainless
 PE-70S
 112.0334.171
\$385
 Included



A5 Strainer Basket
 Chrome
 1145
 112.0055.508
\$70
 Included



A6 Drain Cover
 Stainless
 PKGCVR
 112.0395.171
\$150
 Included

ACCESSORIES OPTIONAL



O1 Universal Roller Mat
 18¾" x 20"
 Stainless
 UV-36RM
 112.0391.220
\$270
 Optional



O2 Cutting Board
 10¾" x 18½"
 Tempered Glass
 PT-40S
 112.0355.965
\$340
 Optional



O3 Self-Healing Cutting Mat
 9¼" x 14¾"
 Silicone
 SP-40S
 112.0342.598
\$100
 Optional



Mythos Masterpiece
 Stainless Steel
 MMX-PD-304
 115.0731.724
\$1,275
 Optional

Orca 2.0



MARIS



OR2X110-WKC

122.0672.203

\$2,930

Interior Dimensions: 29½" x 18⅞" x 9⅛"

Exterior Dimensions: 30⅛" x 20⅛"

Minimum Cabinet Size: 33"

Gauge: 18

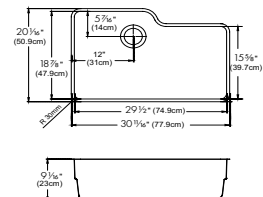
Weight: 24 lbs.

Sound Dampening: Sound Pad

Stainless Finish: Silk

Integral Franke Ledge System

Corner Radius: 30 mm



Accessories Included

A1 A2 A3 A4 A5 A6

Accessories Optional

O1

ACCESSORIES INCLUDED



A1 Bottom Grid

27⅞" x 16⅞"
Stainless
OC2-36S
112.0570.706
\$375
Included



A2 Shelf Grid Roller Mat

10½" x 15⅞"
Stainless
OC2-31S-RH
112.0570.710
\$270
Included



A3 Cutting Board

17⅞" x 19⅞"
Solid Wood
with Stainless
Colander
OC2-45SP
112.0575.792
\$555
Included



A4 Drain Cover

4½"
Stainless
RNDCLR
112.0532.169
\$150
Included



A5 Strainer Basket

Chrome
1145
112.0055.508
\$70
Included



A6 Wire Basket

13⅞" x 18⅞" x 2⅞"
Stainless
OC2-50C
112.0570.708
\$270
Included

ACCESSORIES OPTIONAL



O1 Inox Cream

Stainless
Steel Polish
903
112.0039.150
DISCONTINUED
Optional



Steel

Stainless Steel
STL-PD-304
115.0355.504
\$1,075
Optional

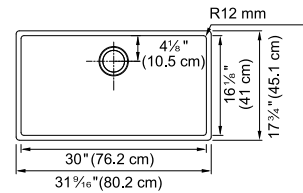
Cube



MARIS



Interior Dimensions: 30" x 16 $\frac{1}{8}$ " x 9"
 Exterior Dimensions: 31 $\frac{1}{2}$ " x 17 $\frac{3}{4}$ "
 Minimum Cabinet Size: 33"
 Gauge: 18
 Weight: 21 lbs.
 Sound Dampening: Sound Pad & Spray Coat
 Stainless Finish: Pearl
 Corner Radius: 12 mm
 Installation: Undermount



CUX11030-WKC

122.0672.231

\$2,240

Accessories Included




ACCESSORIES INCLUDED



A1 Telescopic Bridge
 7" expands to 24"
 Stainless
 Included



A2 Large Wooden Chopping Board
 8" x 13"
 Wood
 Included



A3 Large Colander
 7" x 12" x 3 $\frac{3}{4}$ "
 Polymer
 Included



A4 Small Colander
 7" x 7" x 3 $\frac{3}{4}$ "
 Polymer
 Included



A5 Small Bowl
 7" x 7" x 3 $\frac{3}{4}$ "
 Polymer
 Included



A6 Wooden Bowl Lid
 7" x 7"
 Wood
 Included



A7 Silicone Mat
 14" x 16"
 Included



A8 Storage Container
 11" x 21"
 Polymer
 Included



A9 Bottom Grid
 29 $\frac{1}{4}$ " x 15 $\frac{1}{8}$ "
 Stainless
 CU30-36S
 112.0388.965
\$275
 Included



A10 Strainer Basket
 Chrome
 1145
 112.0055.508
\$70
 Included



Eos Neo
 Stainless Steel
 EOS-PD-304
 115.0685.298
\$975
 Optional



Peak

A passion for details.



Elegantly simple and exceedingly functional, the Peak sink collection exudes luxury. Clean lines and the 5 mm corner radius maximize bowl space. The square drain cover complements the minimalist design while obscuring the strainer basket.



More usable workspace

The removable drain cover conceals the drain for a seamless sink surface while providing a uniform bottom surface.

Premium materials

Made of 16-gauge stainless steel with a Diamond finish that will retain its beauty for many years.



Multi-level workspace

The bottom sink grid raises to sit on the integrated ledge, creating a higher level workspace to expand your prep, clean and rinse area.

Optimized performance

Seamless workflows, from prep to cook to clean. Unobstructed surfaces and smart layouts, optimized for preparing any meal.

Total kitchen solution

A complete kitchen solution, with a sink that makes sense and tools exactly where you need them, built for the way professionals work.

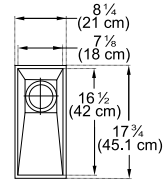
MYTHOS

Peak



PKX1108-S
122.0582.612
\$1,705

Interior Dimensions: 7¹/₈" x 16¹/₂" x 7¹/₈"
Exterior Dimensions: 8¹/₄" x 17³/₄"
Minimum Cabinet Size: 12"
Gauge: 18
Weight: 9 lbs.
Sound Dampening: Sound Pad
Stainless Finish: Diamond
Corner Radius: 5 mm
Installation: Undermount



Accessories Included

A1 A2

Accessories Optional

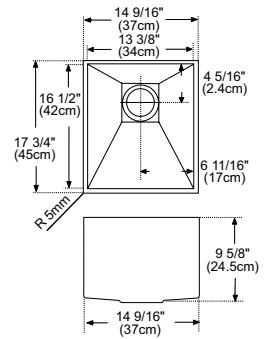
O5 O7 O8

MYTHOS



PKX11013-S
122.0691.758
\$2,670

Interior Dimensions: 13³/₈" x 16¹/₂" x 9⁵/₈"
Exterior Dimensions: 14⁷/₁₆" x 17³/₄"
Minimum Cabinet Size: 15"
Gauge: 16
Weight: 19 lbs.
Sound Dampening: Sound Pad
Stainless Finish: Diamond
Integral Franke Ledge System
Corner Radius: 5 mm
Installation: Undermount



Accessories Included

A1 A2

Accessories Optional

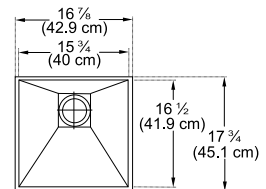
O1 O5 O7 O8

MYTHOS



PKX11016-S
122.0693.136
\$2,900

Interior Dimensions: 15³/₄" x 16¹/₂" x 9⁵/₈"
Exterior Dimensions: 16⁷/₈" x 17³/₄"
Minimum Cabinet Size: 18"
Gauge: 16
Weight: 21 lbs.
Sound Dampening: Sound Pad
Stainless Finish: Diamond
Integral Franke Ledge System
Corner Radius: 5 mm
Installation: Undermount



Accessories Included

A1 A2

Accessories Optional

O2 O5 O6 O7 O8

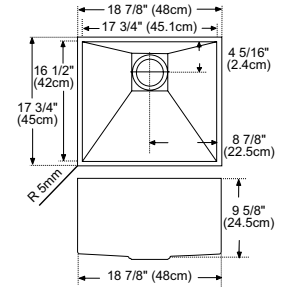


PKX11018-S

122.0582.590

\$3,125

Interior Dimensions: 17³/₄" x 16¹/₂" x 9⁵/₈"
 Exterior Dimensions: 18⁷/₈" x 17³/₄"
 Minimum Cabinet Size: 24"
 Gauge: 16
 Weight: 22 lbs.
 Sound Dampening: Sound Pad
 Stainless Finish: Diamond
 Integral Franke Ledge System
 Corner Radius: 5 mm
 Installation: Undermount



Accessories Included

- A1
- A2

Accessories Optional

- O3
- O5
- O6
- O7
- O8

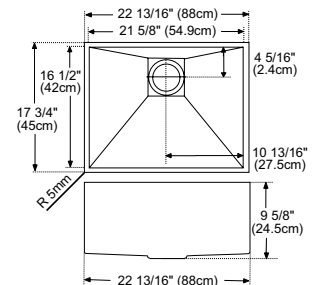


PKX11021-S

122.0691.851

\$3,425

Interior Dimensions: 21⁵/₈" x 16¹/₂" x 9⁵/₈"
 Exterior Dimensions: 22¹³/₁₆" x 17³/₄"
 Minimum Cabinet Size: 24"
 Gauge: 16
 Weight: 25 lbs.
 Sound Dampening: Sound Pad
 Stainless Finish: Diamond
 Integral Franke Ledge System
 Corner Radius: 5 mm
 Installation: Undermount



Accessories Included

- A1
- A2

Accessories Optional

- O4
- O5
- O6
- O7
- O8

ACCESSORIES INCLUDED



A1 Drain Cover
 4⁷/₈" x 4⁷/₈"
 Stainless
 PKXCVR
 112.0169.254
\$170
 One included
 with each sink

ACCESSORIES OPTIONAL



**O1 Bottom/
Shelf Grid**
 13³/₈" x 16¹/₄"
 Stainless
 PX-13S
 112.0173.258
\$220



**O2 Bottom/
Shelf Grid**
 15⁵/₈" x 15³/₁₆"
 Stainless
 PT17-36S
 112.0491.401
\$250



**O3 Bottom/
Shelf Grid**
 17¹/₂" x 16¹/₄"
 Stainless
 PX-18S
 112.0173.261
\$250



**O4 Bottom/Shelf
Grid**
 21⁵/₈" x 16¹/₄"
 Stainless
 PX-21S
 112.0173.262
\$310



O5 Colander
 6⁵/₈" x 17⁷/₁₆" x 2¹/₈"
 Stainless
 PX-70S
 112.0066.060
\$315



**A2 Strainer
Basket**
 Chrome
 1145
 112.0055.508
\$70
 Included
 Satin Nickel
 1145SN
 112.0185.195
\$80
 Optional



**O6 Cutting
Board**
 14³/₈" x 17¹/₂"
 Solid Wood
 PX-40S
 112.0173.264
\$385



**O7 Universal
Roller Mat**
 18⁷/₁₆" x 20"
 Stainless
 UV-36RM
 112.0391.220
\$270



O8 Inox Cream
 Stainless
 Steel Polish
 903
 112.0039.150
DISCONTINUED



Icon
 Matte Black
 ICN-PO-MBK
 115.0690.401
\$1,550
 Optional

Note: All accessories sold separately unless otherwise indicated. Design of custom accessories subject to change without notice. It is absolutely critical that you have the sink and any custom sink accessories on-site prior to any cut or modification to the countertop. Franke will not be responsible for any errors in countertop preparation and sink installation.

MYTHOS

Peak



PKX11025-S

122.0280.465

\$3,475

Interior Dimensions: 25" x 16½" x 9⅝"

Exterior Dimensions: 26¾" x 17¾"

Minimum Cabinet Size: 27"

Gauge: 16

Weight: 27 lbs.

Sound Dampening: Sound Pad

Integral Franke Ledge System

Stainless Finish: Diamond

Corner Radius: 5 mm

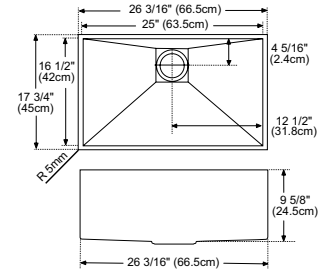
Installation: Undermount

Accessories Included

A1 A2

Accessories Optional

O2 O4 O5 O6 O7



MYTHOS



PKX11028-S

122.0691.759

\$3,490

Interior Dimensions: 27⅜" x 16½" x 9⅝"

Exterior Dimensions: 28¾" x 17¾"

Minimum Cabinet Size: 30"

Gauge: 16

Weight: 29 lbs.

Sound Dampening: Sound Pad

Integral Franke Ledge System

Stainless Finish: Diamond

Corner Radius: 5 mm

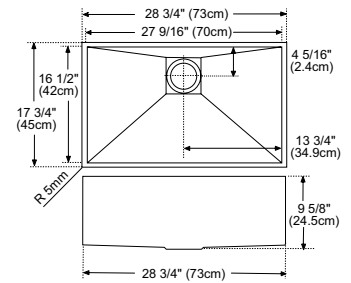
Installation: Undermount

Accessories Included

A1 A2

Accessories Optional

O3 O4 O5 O6 O7



MYTHOS



PKX160-RH-S

122.0691.854

\$4,820

PKX160-LH-S

122.0691.853

\$4,820

Interior Dimensions: 29¾" x 16½" x 9⅝" & 7⅞"

Exterior Dimensions: 30⅞" x 17¾"

Minimum Cabinet Size: 33"

Gauge: 16

Weight: 35 lbs.

Sound Dampening: Sound Pad

Stainless Finish: Diamond

Integral Franke Ledge System: Large Bowl

Corner Radius: 5 mm

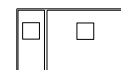
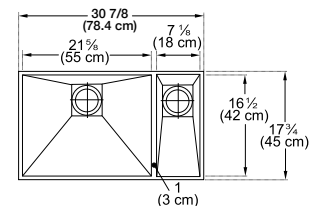
Installation: Undermount

Accessories Included

A1 A2

Accessories Optional

O1 O4 O5 O6 O7



Left-Hand Sink
PKX160-LH-S

ACCESSORIES INCLUDED



A1 Drain Cover
 47/8" x 47/8"
 Stainless
 PKXCVR
 112.0169.254
\$170
 One included with each sink. PKX160 & PKX160LH include two.



A2 Strainer Basket
 Chrome
 1145
 112.0055.508
\$70
 Included
 Satin Nickel
 1145SN
 112.0185.195
\$80
 Optional

ACCESSORIES OPTIONAL



O1 Bottom/Shelf Grid
 21 3/8" x 16 1/4"
 Stainless
 PX-21S
 112.0173.262
\$310



O2 Bottom/Shelf Grid
 24 3/4" x 16 1/4"
 Stainless
 PX-25S
 112.0260.338
\$315



O3 Bottom/Shelf Grid
 27 7/16" x 16 1/4"
 Stainless
 PX-28S
 112.0173.263
\$330



O4 Colander
 6 1/8" x 17 5/16" x 2 1/8"
 Stainless
 PX-70S
 112.0066.060
\$315



O5 Cutting Board
 14 3/8" x 17 1/8"
 Solid Wood
 PX-40S
 112.0173.264
\$385



O7 Inox Cream
 Stainless
 Steel Polish
 903
 112.0039.150
DISCONTINUED



O6 Universal Roller Mat
 18 7/16" x 20"
 Stainless
 UV-36RM
 112.0391.220
\$270



Icon
 Matte Black
 ICN-PO-MBK
 115.0690.401
\$1,550
 Optional



PKX11028-WKC

122.0672.202

\$4,015

Interior Dimensions: 27⁵/₁₆" x 16¹/₂" x 9⁵/₈"

Exterior Dimensions: 28³/₄" x 17³/₄"

Minimum Cabinet Size: 30"

Gauge: 16

Weight: 41 lbs.

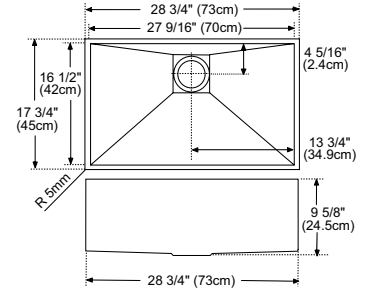
Sound Dampening: Sound Pad

Integral Franke Ledge System

Stainless Finish: Diamond

Corner Radius: 5 mm

Installation: Undermount



Accessories Included

A1 A2 A3 A4 A5

Accessories Optional

O1 O2

ACCESSORIES INCLUDED



A1

Bottom/ Shelf Grid

27⁵/₁₆" x 16¹/₄"
Stainless
PX-28S
112.0173.263
\$330
Included



A2

Colander

6¹/₂" x 17³/₁₆" x 2¹/₂"
Stainless
PX-70S
112.0066.060
\$315
Included



A3

Cutting Board

14³/₄" x 17¹/₄"
Solid Wood
PX-40S
112.0173.264
\$385
Included



A4

Strainer Basket

Chrome
1145
112.0055.508
\$70
Included



A5

Drain Cover

4¹/₄" x 4¹/₂"
Stainless
PKXCVR
112.0169.254
\$170
Included

ACCESSORIES OPTIONAL



O1

Universal Roller Mat

18³/₁₆" x 20"
Stainless
UV-36RM
112.0391.220
\$270
Optional



O2

Inox Cream

Stainless
Steel Polish
903
112.0039.150
DISCONTINUED
Optional



Mythos Masterpiece

Stainless Steel
MMX-PD-304
115.0731.724
\$1,275
Optional



Professional

Luxury at its best.



The Professional is an engineering masterpiece and raises the bar for premium sinks. This kitchen sink features an integrated accessory ledge that allows accessories to glide over the sink and a concealed drain that stops stemware from falling over.

It also boasts sleek, sculptural lines made of 16-gauge commercial stainless steel with a Diamond finish that highlights the sink's beauty.



Integrated accessory ledge

Allows accessories to work within the sink, creating a seamless workflow to make food prep a pleasure.



Rear drain cover

The removable drain cover conceals the drain for a seamless sink surface, while the rear placement provides extra cabinet space beneath the sink.

Deep capacity sink

A large deep sink makes it easy-to-clean large cookware items and minimizes splashing, offering the form and function you expect from your sink.



Professional

MYTHOS



PS2X110-15-CA

122.0528.555

\$2,385

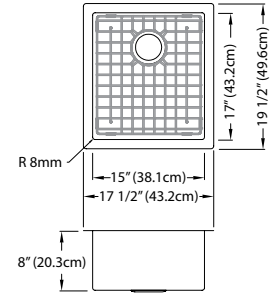
Interior Dimensions: 15" x 17" x 8"
Exterior Dimensions: 17½" x 19½"
Minimum Cabinet Size: 18"
Gauge: 16
Weight: 21 lbs.
Sound Dampening: Sound Pad & Spray Coat
Stainless Finish: Diamond
Corner Radius: 8 mm
Installation: Undermount with ½" Reveal

Accessories Included

A1 A2 A6

Accessories Optional

O1 O2 O3 O4



MYTHOS



PS2X110-18-CA

122.0528.557

\$2,490

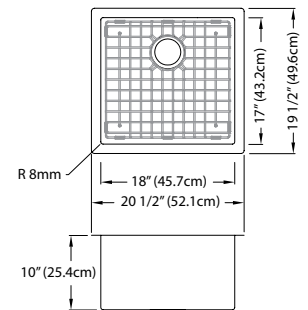
Interior Dimensions: 18" x 17" x 10"
Exterior Dimensions: 20½" x 19½"
Minimum Cabinet Size: 21"
Gauge: 16
Weight: 23 lbs.
Sound Dampening: Sound Pad & Spray Coat
Stainless Finish: Diamond
Corner Radius: 8 mm
Installation: Undermount with ½" Reveal

Accessories Included

A1 A3 A6

Accessories Optional

O1 O2 O3 O4



MYTHOS



PS2X110-21-CA

122.0528.558

\$2,555

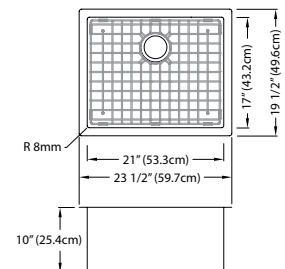
Interior Dimensions: 21" x 17" x 10"
Exterior Dimensions: 23½" x 19½"
Minimum Cabinet Size: 24"
Gauge: 16
Weight: 25 lbs.
Sound Dampening: Sound Pad & Spray Coat
Stainless Finish: Diamond
Corner Radius: 8 mm
Installation: Undermount with ½" Reveal

Accessories Included

A1 A4 A6

Accessories Optional

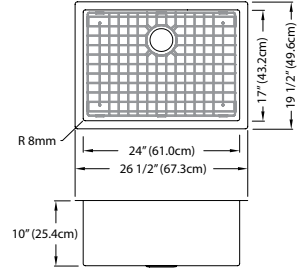
O1 O2 O3 O4





PS2X110-24-CA
122.0528.559
\$2,670

Interior Dimensions: 24" x 17" x 10"
Exterior Dimensions: 26½" x 19½"
Minimum Cabinet Size: 27"
Gauge: 16
Weight: 27 lbs.
Sound Dampening: Sound Pad & Spray Coat
Stainless Finish: Diamond
Corner Radius: 8 mm
Installation: Undermount with ½" Reveal



Accessories Included

- A1
- A5
- A6

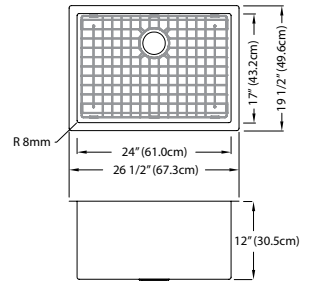
Accessories Optional

- O1
- O2
- O3
- O4



PS2X110-24-12-CA
122.0528.606
\$2,755

Interior Dimensions: 24" x 17" x 12"
Exterior Dimensions: 26½" x 19½"
Minimum Cabinet Size: 27"
Gauge: 16
Weight: 29 lbs.
Sound Dampening: Sound Pad & Spray Coat
Stainless Finish: Diamond
Corner Radius: 8 mm
Installation: Undermount with ½" Reveal



Accessories Included

- A1
- A5
- A6

Accessories Optional

- O1
- O2
- O3
- O4



Suitable for laundry/utility

ACCESSORIES INCLUDED



A1 Drain Cover
4½"
Stainless
RNDCVR
112.0532.169
\$150
One included with each sink.



A2 Bottom Grid
14½" x 16½"
Stainless
PS2-15-36S
112.0531.739
\$240



A3 Bottom Grid
17½" x 16½"
Stainless
PS2-18-36S
112.0531.741
\$260



A4 Bottom Grid
20½" x 16½"
Stainless
PS2-21-36S
112.0531.743
\$315



A5 Bottom Grid
23½" x 16½"
Stainless
PS2-24-36S
112.0531.744
\$330



A6 Strainer Basket
Chrome
1145
112.0055.508
\$70
Included
Satin Nickel
1145SN
112.0185.195
\$80
Optional

ACCESSORIES OPTIONAL



O1 Cutting Board
11" x 17½" x 1"
Maple
PS2-45S
112.0653.055
\$375



O2 Colander
6½" x 17½" x 2½"
Stainless
PE-70S
112.0334.171
\$385



O3 Roller Mat
12½" x 17½"
Stainless
RM18S
112.0545.618
\$260



O4 Inox Cream
Stainless
Steel Polish
903
112.0039.150
DISCONTINUED



Mythos Masterpiece
Stainless Steel
MMX-PD-304
115.0731.724
\$1,275
Optional

MYTHOS

Professional

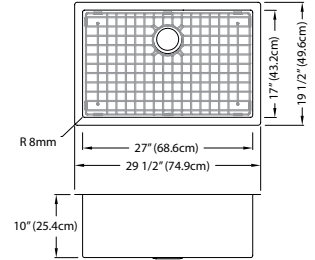


PS2X110-27-CA

122.0528.560

\$2,930

Interior Dimensions: 27" x 17" x 10"
 Exterior Dimensions: 29½" x 19½"
 Minimum Cabinet Size: 30"
 Gauge: 16
 Weight: 29 lbs.
 Sound Dampening: Sound Pad & Spray Coat
 Stainless Finish: Diamond
 Corner Radius: 8 mm
 Installation: Undermount with ½" Reveal



Accessories Included

A1 A2 A5

Accessories Optional

O1 O2 O3 O4

MYTHOS

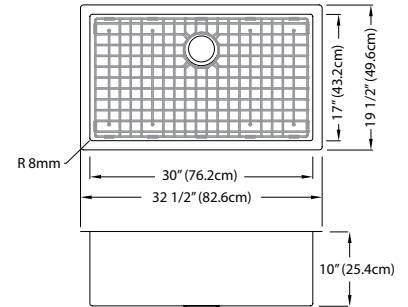


PS2X110-30-CA

122.0528.601

\$3,080

Interior Dimensions: 30" x 17" x 10"
 Exterior Dimensions: 32½" x 19½"
 Minimum Cabinet Size: 33"
 Gauge: 16
 Weight: 31 lbs.
 Sound Dampening: Sound Pad & Spray Coat
 Stainless Finish: Diamond
 Corner Radius: 8 mm
 Installation: Undermount with ½" Reveal



Accessories Included

A1 A3 A5

Accessories Optional

O1 O2 O3 O4

MYTHOS

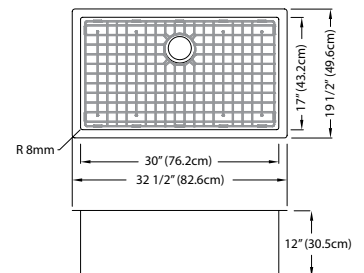


PS2X110-30-12-CA

122.0528.607

\$3,195

Interior Dimensions: 30" x 17" x 12"
 Exterior Dimensions: 32½" x 19½"
 Minimum Cabinet Size: 33"
 Gauge: 16
 Weight: 32 lbs.
 Sound Dampening: Sound Pad & Spray Coat
 Stainless Finish: Diamond
 Corner Radius: 8 mm
 Installation: Undermount with ½" Reveal



Accessories Included

A1 A3 A5

Accessories Optional

O1 O2 O3 O4



Suitable for laundry/
utility

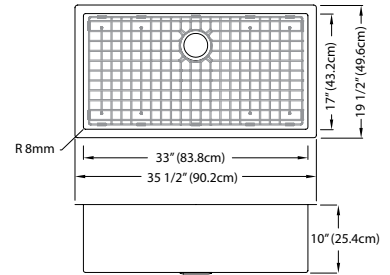


PS2X110-33-CA

122.0528.602

\$3,370

Interior Dimensions: 33" x 17" x 10"
 Exterior Dimensions: 35½" x 19½"
 Minimum Cabinet Size: 36"
 Gauge: 16
 Weight: 33 lbs.
 Sound Dampening: Sound Pad & Spray Coat
 Stainless Finish: Diamond
 Corner Radius: 8 mm
 Installation: Undermount with ½" Reveal



Accessories Included

- A1
- A4
- A5

Accessories Optional

- O1
- O2
- O3
- O4

ACCESSORIES INCLUDED



A1 Drain Cover

4½"
 Stainless
 RND CVR
 112.0532.169
\$150
 One included with each sink.



A2 Bottom Grid

26½" x 16½"
 Stainless
 PS2-27-36S
 112.0531.745
\$385



A3 Bottom Grid

29½" x 16½"
 Stainless
 PS2-30-36S
 112.0531.746
\$425



A4 Bottom Grid

32½" x 16½"
 Stainless
 PS2-33-36S
 112.0531.747
\$445



A5 Strainer Basket

Chrome
 1145
 112.0055.508
\$70
 Included
 Satin Nickel
 1145SN
 112.0185.195
\$80
 Optional

ACCESSORIES OPTIONAL



O1 Cutting Board

11" x 17½" x 1"
 Maple
 PS2-45S
 112.0653.055
\$375



O2 Colander

6⅝" x 17⅝" x 2⅝"
 Stainless
 PE-70S
 112.0334.171
\$385



O3 Roller Mat

12⅞" x 17⅞"
 Stainless
 RM18S
 112.0545.618
\$260



O4 Inox Cream

Stainless Steel Polish
 903
 112.0039.150
DISCONTINUED



Mythos Masterpiece
 Stainless Steel
 MMX-PD-304
 115.0731.724
\$1,275
 Optional

Note: All accessories sold separately unless otherwise indicated. Design of custom accessories subject to change without notice. It is absolutely critical that you have the sink and any custom sink accessories on-site prior to any cut or modification to the countertop. Franke will not be responsible for any errors in countertop preparation and sink installation.

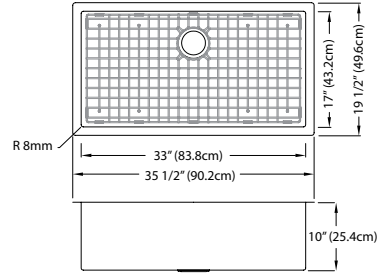


PS2X110-33-WKC

122.0672.204

\$3,980

Interior Dimensions: 33" x 17" x 10"
 Exterior Dimensions: 35½" x 19½"
 Minimum Cabinet Size: 36"
 Gauge: 16
 Weight: 44 lbs.
 Sound Dampening: Sound Pad & Spray Coat
 Stainless Finish: Diamond
 Corner Radius: 8 mm
 Installation: Undermount with ½" Reveal



Accessories Included

- A1
- A2
- A3
- A4
- A5

Accessories Optional

- O1
- O2

ACCESSORIES INCLUDED



A1 Bottom Grid

32½" x 16½"
 Stainless
 PS2-33-36S
 112.0531.747
\$445
 Included



A2 Cutting Board

11" x 17⅞" x 1"
 Maple
 PS2-45S
 112.0653.055
\$375
 Included



A3 Colander

6⅞" x 17⅞" x 2⅞"
 Stainless
 PE-70S
 112.0334.171
\$385
 Included



A4 Strainer Basket

Chrome
 1145
 112.0055.508
\$70
 Included



A5 Drain Cover

4½"
 Stainless
 RNDCVR
 112.0532.169
\$150
 Included

ACCESSORIES OPTIONAL



O1 Roller Mat

12⅞" x 17⅞"
 Stainless
 RM18S
 112.0545.618
\$260
 Optional



O2 Inox Cream

Stainless
 Steel Polish
 903
 112.0039.150
DISCONTINUED
 Optional



Atlas Neo

Stainless Steel
 ATL-PO-304
 115.0685.311
\$975
 Optional



Universal Filtration

Stainless Steel
 UNL-FW-304
 120.0704.773
\$925
 Optional

Note: All accessories sold separately unless otherwise indicated. Design of custom accessories subject to change without notice. It is absolutely critical that you have the sink and any custom sink accessories on-site prior to any cut or modification to the countertop. Franke will not be responsible for any errors in countertop preparation and sink installation.



Professional



PS2X160-18-11-CA

122.0528.603

\$3,545

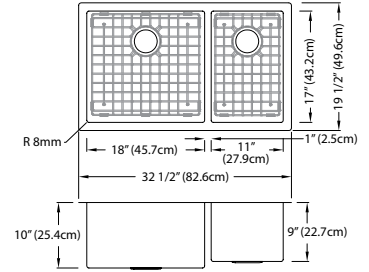
Interior Dimensions: 30" x 17" x 10" & 9"
 Exterior Dimensions: 32½" x 19½"
 Minimum Cabinet Size: 33"
 Gauge: 16
 Weight: 34 lbs.
 Sound Dampening: Sound Pad & Spray Coat
 Stainless Finish: Diamond
 Corner Radius: 8 mm
 Installation: Undermount with ½" Reveal

Accessories Included

A1 A2 A5 A6

Accessories Optional

O1 O2 O3 O4



PS2X120-14-14-CA

122.0528.604

\$3,545

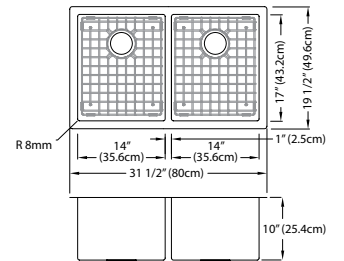
Interior Dimensions: 29" x 17" x 10"
 Exterior Dimensions: 31½" x 19½"
 Minimum Cabinet Size: 33"
 Gauge: 16
 Weight: 32 lbs.
 Sound Dampening: Sound Pad & Spray Coat
 Stainless Finish: Diamond
 Corner Radius: 8 mm
 Installation: Undermount with ½" Reveal

Accessories Included

A3 A5 A6

Accessories Optional

O1 O2 O3 O4



PS2X120-16-16-CA

122.0528.605

\$3,735

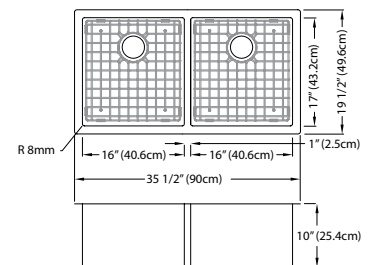
Interior Dimensions: 33" x 17" x 10"
 Exterior Dimensions: 35½" x 19½"
 Minimum Cabinet Size: 36"
 Gauge: 16
 Weight: 38 lbs.
 Sound Dampening: Sound Pad & Spray Coat
 Stainless Finish: Diamond
 Corner Radius: 8 mm
 Installation: Undermount with ½" Reveal

Accessories Included

A4 A5 A6

Accessories Optional

O1 O2 O3 O4



Professional

ACCESSORIES INCLUDED



A1 Bottom Grid
10½" x 16½"
Stainless
PS2-11-36S
112.0531.737
\$215



A2 Bottom Grid
17½" x 16½"
Stainless
PS2-18-36S
112.0531.741
\$260



A3 Bottom Grid
13½" x 16½"
Stainless
PS2-14-36S
112.0531.738
\$225



A4 Bottom Grid
15½" x 16½"
Stainless
PS2-16-36S
112.0531.740
\$240



A5 Drain Cover
4½"
Stainless
RNDCVR
112.0532.169
\$150
Two included with
each double bowl sink.



A6 Strainer Basket
Chrome
1145
112.0055.508
\$70
Included
Satin Nickel
1145SN
112.0185.195
\$80
Optional

ACCESSORIES OPTIONAL



O1 Cutting Board
11" x 17½" x 1"
Maple
PS2-45S
112.0653.055
\$375



O2 Colander
6½" x 17½" x 2½"
Stainless
PE-70S
112.0334.171
\$385



O3 Roller Mat
12¾" x 17¼"
Stainless
RM18S
112.0545.618
\$260



O4 Inox Cream
Stainless
Steel Polish
903
112.0039.150
DISCONTINUED



Mythos Masterpiece
Stainless Steel
MMX-PD-304
115.0731.724
\$1,275
Optional

Pescara

The perfect family sink.



The Pescara collection has it all. Featuring an integrated accessory ledge that allows food prep to happen over the sink, the Pescara collection has a lustrous Pearl finish. Functional as a food preparation and cleaning station and to prepare meals for family and friends.



Fully equipped workcenter

Create a workspace that is as beautiful as it is functional. Our space-saving integrated kitchen tools offer plenty of room for prepping over your sink, freeing up counter space for other cooking activities.

Multi-level workspace

The shelf grid sits conveniently on the integrated ledge system, creating a higher-level workspace. Expand your workspace when you prep, rinse and clean.



Concealed drain cover

The removable drain cover conceals the drain for a seamless sink surface, while providing a uniform bottom surface to allow for more usable workspace.

Sound dampening system

The sound dampening pads reduce excess noise from running water and disposal vibration.

MYTHOS

Pescara



PTX110-14-CA

122.0507.379

\$1,020

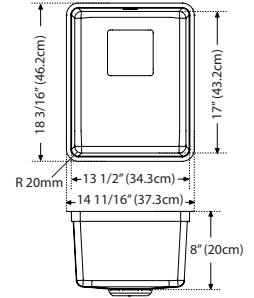
Interior Dimensions: 13½" x 17" x 8"
 Exterior Dimensions: 14¹/₁₆" x 18³/₁₆"
 Minimum Cabinet Size: 18"
 Gauge: 18
 Weight: 11 lbs.
 Sound Dampening: Sound Pads & Spray Coat
 Stainless Finish: Pearl
 Corner Radius: 20 mm
 Installation: Undermount with 3 mm Reveal

Accessories Optional

O1 O7 O8 O9 O10 O11

Accessories Included

A1 A2



MYTHOS



PTX110-17-CA

122.0507.380

\$1,120

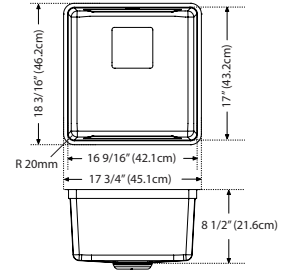
Interior Dimensions: 16⁹/₁₆" x 17" x 8½"
 Exterior Dimensions: 17³/₄" x 18³/₁₆"
 Minimum Cabinet Size: 21"
 Gauge: 18
 Weight: 14 lbs.
 Sound Dampening: Sound Pads & Spray Coat
 Stainless Finish: Pearl
 Integral Franke Ledge System
 Corner Radius: 20 mm
 Installation: Undermount with 3mm Reveal

Accessories Optional


O2 O6 O7 O8 O9 O10 O11

Accessories Included

A1 A2



MYTHOS



PTX110-20-CA

122.0507.421

\$1,405

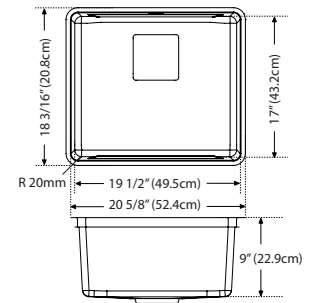
Interior Dimensions: 19½" x 17" x 9"
 Exterior Dimensions: 20⁵/₈" x 18³/₁₆"
 Minimum Cabinet Size: 24"
 Gauge: 18
 Weight: 16 lbs.
 Sound Dampening: Sound Pads & Spray Coat
 Stainless Finish: Pearl
 Integral Franke Ledge System
 Corner Radius: 20 mm
 Installation: Undermount with 3 mm Reveal


Accessories Optional

O3 O6 O7 O8 O9 O10 O11

Accessories Included

A1 A2





PTX110-22-CA

122.0507.422

\$1,650

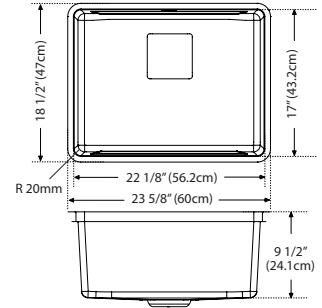
Interior Dimensions: 22¹/₈" x 17" x 9¹/₂"
 Exterior Dimensions: 23⁵/₈" x 18¹/₂"
 Minimum Cabinet Size: 27"
 Gauge: 18
 Weight: 18 lbs.
 Sound Dampening: Sound Pads & Spray Coat
 Stainless Finish: Pearl
 Integral Franke Ledge System
 Corner Radius: 20 mm
 Installation: Undermount with 3 mm Reveal

Accessories Optional

O4 O6 O7 O8 O9 O10 O11

Accessories Included

A1 A2



PTX110-25-CA

122.0507.423

\$1,760

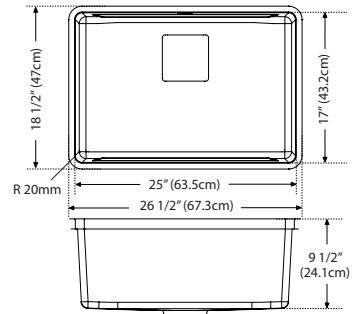
Interior Dimensions: 25" x 17" x 9¹/₂"
 Exterior Dimensions: 26¹/₂" x 18¹/₂"
 Minimum Cabinet Size: 30"
 Gauge: 18
 Weight: 20 lbs.
 Sound Dampening: Sound Pads & Spray Coat
 Stainless Finish: Pearl
 Integral Franke Ledge System
 Corner Radius: 20 mm
 Installation: Undermount with 3 mm Reveal

Accessories Optional

O5 O6 O7 O8 O9 O10 O11

Accessories Included

A1 A2



ACCESSORIES OPTIONAL



O1

Bottom Grid

12³/₁₆" x 15¹³/₁₆"
 Stainless
 PT14-36S
 112.0491.334
\$240



O2

Bottom Grid

15³/₈" x 15¹³/₁₆"
 Stainless
 PT17-36S
 112.0491.401
\$250



O3

Bottom Grid


18³/₁₆" x 15¹³/₁₆"
 Stainless
 PT20-36S
 112.0489.171
\$255



O4

Bottom Grid

20¹/₄" x 15¹³/₁₆"
 Stainless
 PT22-36S
 112.0491.337
\$260



O5

Bottom Grid

23¹³/₁₆" x 15¹³/₁₆"
 Stainless
 PT25-36S
 112.0491.338
\$265



O6

Shelf Grid

14" x 16¹/₄"
 Stainless
 PT14-31S
 112.0490.011
\$240



O7

Cutting Board

10³/₄" x 18¹/₂"
 Tempered Glass
 PT-40S
 112.0355.965
\$340



O8

Self-Healing Cutting Mat

9³/₁₆" x 14⁷/₈"
 Silicone
 SP-40S
 112.0342.598
\$100



O9

Cutting Board

11" x 18¹/₂"
 Solid Wood
 PT-41S
 112.0527.413
\$330



O10

Colander

6¹/₄" x 17³/₈" x 2¹/₂"
 Stainless
 PE-70S
 112.0334.171
\$385



O11

Universal Roller Mat

18¹/₄" x 20"
 Stainless
 UV-36RM
 112.0391.220
\$270



A1

Strainer Basket


Chrome
 1145
 112.0055.508
\$70
 Included
 Satin Nickel
 1145SN
 112.0185.195
\$80
 Optional



A2

Drain Cover

Stainless
 PKGCVR
 112.0395.171
\$150
 One included
 with each bowl.



PTX110-28-CA

122.0507.424

\$1,860

Interior Dimensions: 28" x 17" x 9½"

Exterior Dimensions: 29½" x 18½"

Minimum Cabinet Size: 33"

Gauge: 18

Weight: 21 lbs.

Sound Dampening: Sound Pads & Spray Coat

Stainless Finish: Pearl

Integral Franke Ledge System

Corner Radius: 20 mm

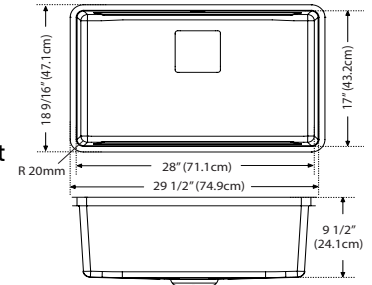
Installation: Undermount with 3 mm Reveal

Accessories Optional

- O1
- O3
- O4
- O5
- O6
- O7
- O8

Accessories Included

- A1
- A2



PTX110-31-CA

122.0507.425

\$2,045

Interior Dimensions: 31" x 17" x 9½"

Exterior Dimensions: 32½" x 18½"

Minimum Cabinet Size: 36"

Gauge: 18

Weight: 23 lbs.

Sound Dampening: Sound Pad

Stainless Finish: Silk

Integral Franke Ledge System

Corner Radius: 20 mm

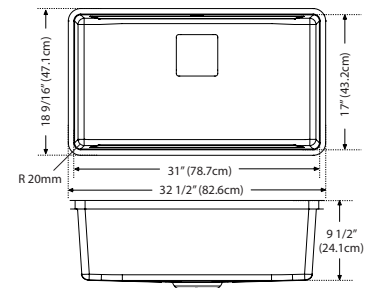
Installation: Undermount with 3 mm Reveal

Accessories Optional


- O2
- O3
- O4
- O5
- O6
- O7
- O8

Accessories Included


- A1
- A2



ACCESSORIES OPTIONAL



O1 Bottom Grid
26¼" x 15½"
Stainless
PT28-36S
112.0491.339
\$270



O2 Bottom Grid
29½" x 15½"
Stainless
PT31-36S
112.0491.340
\$285



O3 Shelf Grid
14" x 16¼"
Stainless
PT14-31S
112.0490.011
\$240




O4 Cutting Board
10½" x 18½"
Tempered Glass
PT-40S
112.0355.965
\$340



O5 Self-Healing Cutting Mat
9½" x 14½"
Silicone
SP-40S
112.0342.598
\$100



O6 Cutting Board
11" x 18½"
Solid Wood
PT-41S
112.0527.413
\$330



O7 Colander
6½" x 17½" x 2½"
Stainless
PE-70S
112.0334.171
\$385



O8 Universal Roller Mat
18½" x 20"
Stainless
UV-36RM
112.0391.220
\$270



A1 Strainer Basket
Chrome
1145
112.0055.508
\$70
Included
Satin Nickel
1145SN
112.0185.195
\$80
Optional



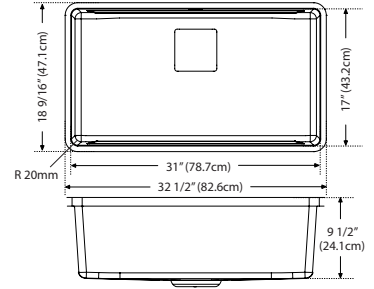
A2 Drain Cover
Stainless
PKGCVR
112.0395.171
\$150
One included
with each bowl.



Mythos Masterpiece
Stainless Steel
MMX-PD-304
115.0731.724
\$1,275
Optional



Interior Dimensions: 31" x 17" x 9½"
 Exterior Dimensions: 32½" x 18½"
 Minimum Cabinet Size: 36"
 Gauge: 18
 Weight: 38 lbs.
 Sound Dampening: Sound Pads
 Stainless Finish: Silk
 Integral Franke Ledge System
 Corner Radius: 20 mm
 Installation: Undermount with 3 mm Reveal



PTX110-31-WKC

122.0672.209

\$2,935


Accessories Optional



Accessories Included



ACCESSORIES INCLUDED



A1 Bottom Grid
 29½" x 15½"
 Stainless
 PT31-36S
 112.0491.340
\$285
 Included



A2 Shelf Grid
 14" x 16½"
 Stainless
 PT14-31S
 112.0490.011
\$240
 Included



A3 Cutting Board
 11" x 18½"
 Solid Wood
 PT-41S
 112.0527.413
\$330
 Included



A4 Colander
 6" x 17½" x 2½"
 Stainless
 PE-70S
 112.0334.171
\$385
 Included



A5 Strainer Basket
 Chrome
 1145
 112.0055.508
\$70
 Included



A6 Drain Cover
 Stainless
 PKGCVR
 112.0395.171
\$150
 Included

ACCESSORIES OPTIONAL



O1 Universal Roller Mat
 18" x 20"
 Stainless
 UV-36RM
 112.0391.220
\$270
 Optional



O2 Inox Cream
 Stainless
 Steel Polish
 903
 112.0039.150
DISCONTINUED
 Optional



O3 Cutting Board
 10" x 18½"
 Tempered Glass
 PT-40S
 112.0355.965
\$340
 Optional



O4 Self-Healing Cutting Mat
 9" x 14"
 Silicone
 SP-40S
 112.0342.598
\$100
 Optional



Mythos Masterpiece
 Stainless Steel
 MMX-PD-304
 115.0731.724
\$1,275
 Optional

Note: All accessories sold separately unless otherwise indicated. Design of custom accessories subject to change without notice. It is absolutely critical that you have the sink and any custom sink accessories on-site prior to any cut or modification to the countertop. Franke will not be responsible for any errors in countertop preparation and sink installation.



PTX160-31-CA
122.0638.280
\$2,495


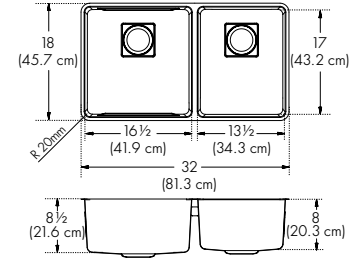
Interior Dimensions: 31" x 17" x 8½" & 8"
Exterior Dimensions: 32" x 18"
Minimum Cabinet Size: 33"
Gauge: 18
Weight: 20.5 lbs.
Sound Dampening: Sound Pad
Stainless Finish: Pearl
Integral Franke Ledge System
Corner Radius: 20 mm
Installation: Undermount with 3 mm Reveal

Accessories Optional

- O1
- O2
- O4
- O5
- O6
- O7
- O8
- O9

Accessories Included

- A1
- A2



PTX160-37-CA
122.0638.282
\$2,605


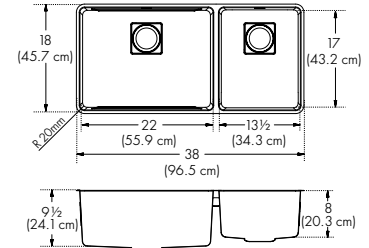
Interior Dimensions: 36½" x 17" x 9½" & 8"
Exterior Dimensions: 38" x 18"
Minimum Cabinet Size: 39"
Gauge: 18
Weight: 25.4 lbs.
Sound Dampening: Sound Pad
Stainless Finish: Pearl
Integral Franke Ledge System
Corner Radius: 20 mm
Installation: Undermount with 3 mm Reveal

Accessories Optional

- O1
- O3
- O4
- O5
- O6
- O7
- O8
- O9

Accessories Included

- A1
- A2



PTX160-40-CA
122.0638.284
\$2,790

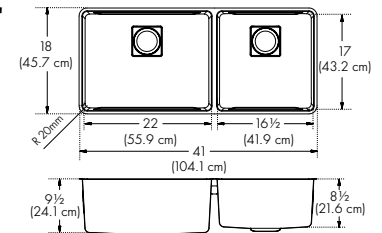
Interior Dimensions: 39½" x 17" x 9½" & 8½"
Exterior Dimensions: 41" x 18"
Minimum Cabinet Size: 42"
Gauge: 18
Weight: 27.2 lbs.
Sound Dampening: Sound Pad
Stainless Finish: Pearl
Integral Franke Ledge System
Corner Radius: 20 mm
Installation: Undermount with 3 mm Reveal

Accessories Optional

- O2
- O3
- O4
- O5
- O6
- O7
- O8
- O9

Accessories Included

- A1
- A2




ACCESSORIES OPTIONAL



O1 Bottom Grid
12 $\frac{5}{16}$ " x 15 $\frac{3}{16}$ "
Stainless
PT14-36S
112.0491.334
\$240



O2 Bottom Grid
15 $\frac{3}{8}$ " x 15 $\frac{3}{16}$ "
Stainless
PT17-36S
112.0491.401
\$250



O3 Bottom Grid
20 $\frac{15}{16}$ " x 15 $\frac{13}{16}$ "
Stainless
PT22-36S
112.0491.337
\$260



O4 Shelf Grid
14" x 16 $\frac{1}{4}$ "
Stainless
PT14-31S
112.0490.011
\$240



O5 Cutting Board
10 $\frac{3}{8}$ " x 18 $\frac{1}{2}$ "
Tempered Glass
PT-40S
112.0355.965
\$340



O6 Self-Healing Cutting Mat
9 $\frac{3}{16}$ " x 14 $\frac{1}{8}$ "
Silicone
SP-40S
112.0342.598
\$100



O7 Cutting Board
11" x 18 $\frac{1}{2}$ "
Solid Wood
PT-41S
112.0527.413
\$330



O8 Colander
6 $\frac{1}{8}$ " x 17 $\frac{7}{8}$ " x 2 $\frac{1}{8}$ "
Stainless
PE-70S
112.0334.171
\$385



O9 Universal Roller Mat
18 $\frac{7}{16}$ " x 20"
Stainless
UV-36RM
112.0391.220
\$270



A1 Strainer Basket
Chrome
1145
112.0055.508
\$70
Included
Satin Nickel
1145SN
112.0185.195
\$80
Optional



A2 Drain Cover
Stainless
PKGCVR
112.0395.171
\$150
Two included with
each double bowl sink.



Mythos Masterpiece
Stainless Steel
MMX-PD-304
115.0731.724
\$1,275
Optional

Orca 2.0

A favorite for generations.



The iconic Orca sink is indispensable in the kitchens of home cooks and professional chefs alike. It has long been recognized for its unique design and functionality, thanks to its integrated ledge system that creates a multitiered sink suitable for food preparation and cleaning.



Optimize efficiencies

The Orca 2.0's double-tiered design combines the functions of prepping, serving and cleaning into one work center. Turn the shelf grid into a drying rack while still allowing ample bowl space for washing dishes.



Large capacity sink

The extra room of this generously sized sink will make washing larger items easier. Lay a cookie sheet or roasting pan entirely flat on the bottom of the sink for soaking and cleaning.

Multi-functional space

An efficient prep zone in the kitchen is a must. One way to achieve this is by adding a Franke Orca 2.0 to your kitchen.

The Orca 2.0 supports functions in the kitchen by offering an additional workspace and freeing up counter space.





OR2X110-S

122.0573.290

\$1,820

Interior Dimensions: 29½" x 18⅞" x 9⅛"

Exterior Dimensions: 30⅞" x 20⅞"

Minimum Cabinet Size: 33"

Gauge: 18

Weight: 24 lbs.

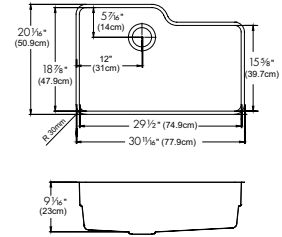
Sound Dampening: Sound Pad

Stainless Finish: Silk

Integral Franke Ledge System

Corner Radius: 30 mm

Installation: Undermount




Accessories Optional

O1 O2 O3 O4 O5

Accessories Included

A1 A2

ACCESSORIES OPTIONAL



O1

Bottom Grid

27⅞" x 16¼"
Stainless
OC2-36S
112.0570.706
\$375



O2

Shelf Grid Roller Mat

10½" x 15⅝"
Stainless
OC2-31S-RH
112.0570.710
\$270



O3

Cutting Board

17⅝" x 19⅜"
Solid Wood with
Stainless Colander
OC2-45SP
112.0575.792
\$555



O4

Wire Basket

13⅝" x 18½" x 2⅝"
Stainless
OC2-50C
112.0570.708
\$270



O5

Inox Cream

Stainless
Steel Polish
903
112.0039.150
DISCONTINUED



A1

Drain Cover

4½"
Stainless
RNDCLR
112.0532.169
\$150
Included



A2

Strainer Basket

Chrome
1145
112.0055.508
\$70
Included



Steel

Stainless Steel
STL-PD-304
115.0355.504
\$1,075
Optional

**OR2X110-WKC**

122.0672.203

\$2,930

Interior Dimensions: 29½" x 18⅞" x 9⅛"

Exterior Dimensions: 30⅛" x 20⅞"

Minimum Cabinet Size: 33"

Gauge: 18

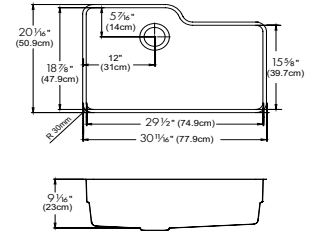
Weight: 24 lbs.

Sound Dampening: Sound Pad

Stainless Finish: Silk

Integral Franke Ledge System

Corner Radius: 30 mm



Accessories Included

A1 A2 A3 A4 A5 A6

Accessories Optional

O1

ACCESSORIES INCLUDED



A1

Bottom Grid

27⅞" x 16¼"

Stainless

OC2-36S

112.0570.706

\$375

Included



A2

Shelf Grid Roller Mat

10½" x 15⅞"

Stainless

OC2-31S-RH

112.0570.710

\$270

Included



A3

Cutting Board

17⅞" x 19⅜"

Solid Wood with Stainless

Colander

OC2-45SP

112.0575.792

\$555

Included



A4

Drain Cover

4½"

Stainless

RNDCVR

112.0532.169

\$150

Included



A5

Strainer Basket

Chrome

1145

112.0055.508

\$70

Included



A6

Wire Basket

13⅞" x 18½" x 2⅞"

Stainless

OC2-50C

112.0570.708

\$270

Included

ACCESSORIES OPTIONAL



O1

Inox Cream

Stainless

Steel Polish

903

112.0039.150

DISCONTINUED

Optional

**Steel**

Stainless Steel

STL-PD-304

115.0355.504

\$1,075

Optional

Prestige

Classic essential style.



Prestige



PCX1102109-CA

122.0312.404

\$1,185

Interior Dimensions: 21¼" x 18⅞" x 9⅛"

Exterior Dimensions: 22¼" x 19⅞"

Minimum Cabinet Size: 24"

Gauge: 18

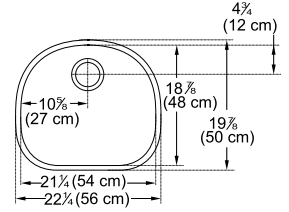
Weight: 20 lbs.

Sound Dampening: Sound Pad

Stainless Finish: Silk

Corner Radius: 83 mm

Installation: Undermount



Accessories Optional

O1 O2 O3 O4 O5 O6

Accessories Included

A1

ACCESSORIES OPTIONAL



O1 Bottom Grid
 18 1/2" x 16 1/2"
 Stainless
 PR-36S
 112.0178.198
\$265



O2 All-In Accessory System 1
 AIUS100
 112.0655.481
\$400



O3 All-In Accessory System 2
 AIUS200
 112.0655.488
\$475



O4 All-In Accessory System 3
 AIUS300
 112.0655.489
\$555



O5 Universal Roller Mat
 18 3/16" x 20"
 Stainless
 UV-36RM
 112.0391.220
\$270



O6 Inox Cream
 Stainless
 Steel Polish
 903
 112.0039.150
DISCONTINUED



A1 Strainer Basket
 Chrome
 1145
 112.0055.508
\$70
 Included
 Satin Nickel
 1145SN
 112.0185.195
\$80
 Optional

Note: All accessories sold separately unless otherwise indicated. Design of custom accessories subject to change without notice. It is absolutely critical that you have the sink and any custom sink accessories on-site prior to any cut or modification to the countertop. Franke will not be responsible for any errors in countertop preparation and sink installation.

Cube

Creating a defined space in the kitchen.



Design and functionality

With something to suit every home, the Cube is available in a wide range of sizes and bowl configurations. The Cube sink collection paired with the All-In Accessory Systems is an ideal marriage of design and functionality and they address a high-level segment of kitchen lovers with a minimalist approach.

Deep capacity sink

A sizeable deep sink makes it easy to clean cookware and minimizes splashing, offering the form and function you expect from your sink.



Optimal corner radius design

The 12mm corner radius of the sink is simple, contemporary and easy to clean.



Efficient drain

The sloped bottom creates efficient draining, and the rear drain placement provides additional storage below the sink.

Pearl finish

A durable, resilient finish that will stand up to heavy everyday use.



Cube

MARIS

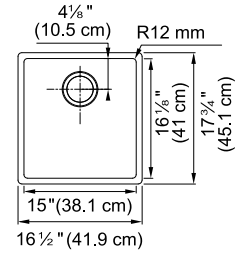


CUX110-15-CA

122.0627.760

\$1,000

Interior Dimensions: 15" x 16 $\frac{1}{8}$ " x 9"
 Exterior Dimensions: 16 $\frac{1}{2}$ " x 17 $\frac{3}{4}$ "
 Minimum Cabinet Size: 18"
 Gauge: 18
 Weight: 13 lbs.
 Sound Dampening: Sound Pad & Spray Coat
 Stainless Finish: Pearl
 Corner Radius: 12mm
 Installation: Undermount



Accessories Optional

O1 O6 O7 O8 O9

Accessories Included

A1

MARIS

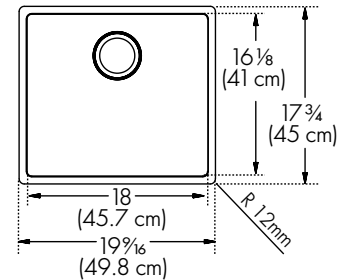


CUX110-19-CA

122.0631.559

\$1,060

Interior Dimensions: 18" x 16 $\frac{1}{8}$ " x 9"
 Exterior Dimensions: 19 $\frac{9}{16}$ " x 17 $\frac{3}{4}$ "
 Minimum Cabinet Size: 21"
 Gauge: 18
 Weight: 14 lbs.
 Sound Dampening: Sound Pad & Spray Coat
 Stainless Finish: Pearl
 Corner Radius: 12mm
 Installation: Undermount



Accessories Optional

O2 O6 O7 O8 O9

Accessories Included

A1

MARIS

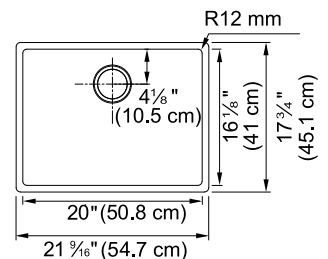


NEW CUX110-20-CA

122.0731.866

\$1,110

Interior Dimensions: 20" x 16 $\frac{1}{8}$ " x 9"
 Exterior Dimensions: 21 $\frac{1}{16}$ " x 17 $\frac{3}{4}$ "
 Minimum Cabinet Size: 24"
 Gauge: 18
 Weight: 14 lbs.
 Sound Dampening: Sound Pad & Spray Coat
 Stainless Finish: Pearl
 Corner Radius: 12mm
 Installation: Undermount



Accessories Optional

O3 O6 O7 O8 O9

Accessories Included

A1

Cube

MARIS

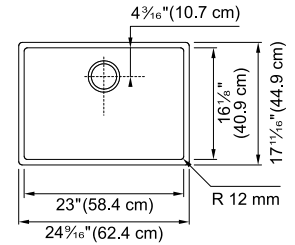


CUX110-21-CA

122.0627.761

\$1,160

Interior Dimensions: 21¼" x 16⅞" x 9"
 Exterior Dimensions: 22¾" x 17¾"
 Minimum Cabinet Size: 24"
 Gauge: 18
 Weight: 16 lbs.
 Sound Dampening: Sound Pad & Spray Coat
 Stainless Finish: Pearl
 Corner Radius: 12mm
 Installation: Undermount



Accessories Optional

O4 O6 O7 O8 O9

Accessories Included

A1

MARIS

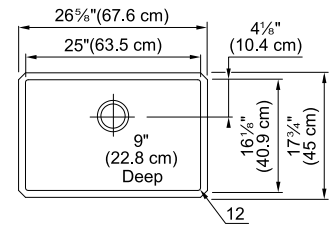


CUX110-23-CA

122.0627.762

\$1,205

Interior Dimensions: 23" x 16⅞" x 9"
 Exterior Dimensions: 24¾" x 17¾"
 Minimum Cabinet Size: 27"
 Gauge: 18
 Weight: 17 lbs.
 Sound Dampening: Sound Pad & Spray Coat
 Stainless Finish: Pearl
 Corner Radius: 12mm
 Installation: Undermount



Accessories Optional

O5 O6 O7 O8 O9

Accessories Included

A1

ACCESSORIES OPTIONAL



O1 Bottom Grid
 13¾" x 15⅞"
 Stainless
 CU15-36S
 112.0388.962
\$215



O2 Bottom Grid
 17⅞" x 15½"
 Stainless
 CU19-36S
 112.0627.760
\$230



O3 Bottom Grid
 19½" x 15½"
 Stainless
 CU20-36S
 112.0731.723
\$235



O4 Bottom Grid
 20¾" x 5⅞"
 Stainless
 CU21-36S
 112.0388.963
\$240



O5 Bottom Grid
 22½" x 15⅞"
 Stainless
 CU23-36S
 112.0533.927
\$260



O6 All-In Accessory System 1
 AIUS100
 112.0655.481
\$400



O7 All-In Accessory System 2
 AIUS200
 112.0655.488
\$475



O8 All-In Accessory System 3
 AIUS300
 112.0655.489
\$555



A1 Strainer Basket
 Chrome
 1145
 112.0055.508
\$70
 Included
 Satin Nickel
 1145SN
 112.0185.195
\$80
 Optional



Maris Lario
 Satin Nickel
 LAR-PD-SNI
 115.0740.012
\$850
 Optional

Note: All accessories sold separately unless otherwise indicated. Design of custom accessories subject to change without notice. It is absolutely critical that you have the sink and any custom sink accessories on-site prior to any cut or modification to the countertop. Franke will not be responsible for any errors in countertop preparation and sink installation.

Cube

MARIS



CUX110-25-CA

122.0627.763

\$1,265

Interior Dimensions: 25" x 16 $\frac{1}{8}$ " x 9"
Exterior Dimensions: 26 $\frac{5}{8}$ " x 17 $\frac{3}{4}$ "
Minimum Cabinet Size: 27"

Gauge: 18

Weight: 18 lbs.

Sound Dampening: Sound Pad & Spray Coat

Stainless Finish: Pearl

Corner Radius: 12mm

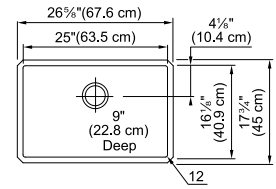
Installation: Undermount

Accessories Optional

01 04 05 06

Accessories Included

A1



MARIS



CUX110-27-CA

122.0627.764

\$1,335

Interior Dimensions: 27" x 16 $\frac{1}{8}$ " x 9"
Exterior Dimensions: 28 $\frac{1}{2}$ " x 17 $\frac{3}{4}$ "
Minimum Cabinet Size: 30"

Gauge: 18

Weight: 19 lbs.

Sound Dampening: Sound Pad & Spray Coat

Stainless Finish: Pearl

Corner Radius: 12 mm

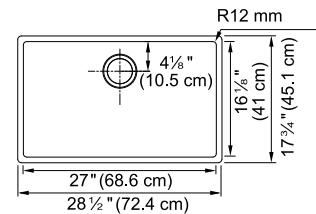
Installation: Undermount

Accessories Optional

02 04 05 06

Accessories Included

A1



MARIS



CUX110-30-CA

122.0627.766

\$1,500

Interior Dimensions: 30" x 16 $\frac{1}{8}$ " x 9"
Exterior Dimensions: 31 $\frac{1}{2}$ " x 17 $\frac{3}{4}$ "
Minimum Cabinet Size: 33"

Gauge: 18

Weight: 21 lbs.

Sound Dampening: Sound Pad & Spray Coat

Stainless Finish: Pearl

Corner Radius: 12 mm

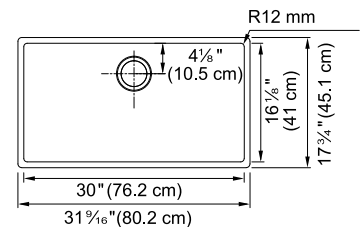
Installation: Undermount

Accessories Optional

03 04 05 06

Accessories Included

A1



ACCESSORIES OPTIONAL



01 Bottom Grid
 24³/₁₆" x 15³/₈"
 Stainless
 CU25-36S
 112.0488.158
\$265




02 Bottom Grid
 26⁷/₁₆" x 15³/₈"
 Stainless
 CU27-36S
 112.0388.964
\$270



03 Bottom Grid
 29¹/₄" x 15³/₈"
 Stainless
 CU30-36S
 112.0388.965
\$275



04 All-In Accessory System 1
 AIUS100
 112.0655.481
\$400



05 All-In Accessory System 2
 AIUS200
 112.0655.488
\$475



06 All-In Accessory System 3
 AIUS300
 112.0655.489
\$555



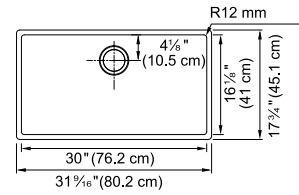
A1 Strainer Basket
 Chrome
 1145
 112.0055.508
\$70
 Included
 Satin Nickel
 1145SN
 112.0185.195
\$80
 Optional



Maris Lario
 Satin Nickel
 LAR-PD-SNI
 115.0740.012
\$850
 Optional



Interior Dimensions: 30" x 16 $\frac{1}{8}$ " x 9"
 Exterior Dimensions: 31 $\frac{1}{2}$ " x 17 $\frac{3}{4}$ "
 Minimum Cabinet Size: 33"
 Gauge: 18
 Weight: 21 lbs.
 Sound Dampening: Sound Pad & Spray Coat
 Stainless Finish: Pearl
 Corner Radius: 12 mm
 Installation: Undermount



CUX11030-WKC

122.0672.231

\$2,240

Accessories Included

- A1
- A2
- A3
- A4
- A5
- A6
- A7
- A8
- A9
- A10

ACCESSORIES INCLUDED



A1 Telescopic Bridge
 7" expands to 24"
 Stainless
 Included



A2 Large Wooden Chopping Board
 8" x 13"
 Wood
 Included



A3 Large Colander
 7" x 12" x 3 $\frac{3}{4}$ "
 Polymer
 Included



A4 Small Colander
 7" x 7" x 3 $\frac{3}{4}$ "
 Polymer
 Included



A5 Small Bowl
 7" x 7" x 3 $\frac{3}{4}$ "
 Polymer
 Included



A6 Wooden Bowl Lid
 7" x 7"
 Wood
 Included



A7 Silicone Mat
 14" x 16"
 Silicone
 Included



A8 Storage Container
 11" x 21"
 Polymer
 Included



A9 Bottom Grid
 29 $\frac{1}{4}$ " x 15 $\frac{3}{8}$ "
 Stainless
 CU30-36S
 112.0388.965
\$275
 Included



A10 Strainer Basket
 Chrome
 1145
 112.0055.508
\$70
 Included



Maris Lario
 Satin Nickel
 LAR-PD-SNI
 115.0740.012
\$850
 Optional

Note: All accessories sold separately unless otherwise indicated. Design of custom accessories subject to change without notice. It is absolutely critical that you have the sink and any custom sink accessories on-site prior to any cut or modification to the countertop. Franke will not be responsible for any errors in countertop preparation and sink installation.



MARIS

Cube



CUX160-24-CA

122.0631.560

\$1,400

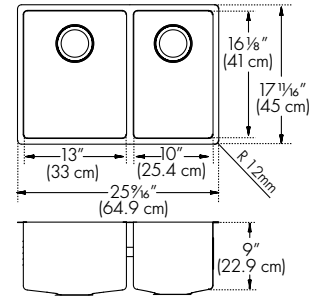
Interior Dimensions: 23⁷/₈" x 16¹/₈" x 9"
 Exterior Dimensions: 25⁹/₁₆" x 17³/₄"
 Minimum Cabinet Size: 27"
 Gauge: 18
 Weight: 23 lbs.
 Sound Dampening: Sound Pad & Spray Coat
 Stainless Finish: Pearl
 Corner Radius: 12 mm
 Installation: Undermount

Accessories Optional

O1 O2 O7 O8 O9

Accessories Included

A1



MARIS



CUX160-CA

122.0577.781

\$1,785

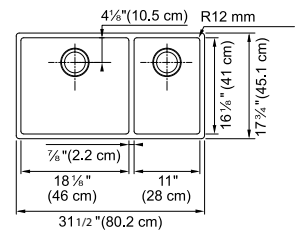
Interior Dimensions: 30" x 16¹/₈" x 9"
 Exterior Dimensions: 31¹/₁₆" x 17³/₄"
 Minimum Cabinet Size: 33"
 Gauge: 18
 Weight: 24 lbs.
 Sound Dampening: Sound Pad & Spray Coat
 Stainless Finish: Pearl
 Corner Radius: 12 mm
 Installation: Undermount

Accessories Optional

O3 O4 O7 O8 O9

Accessories Included

A1



MARIS



CUX120-CA

122.0577.780

\$1,720

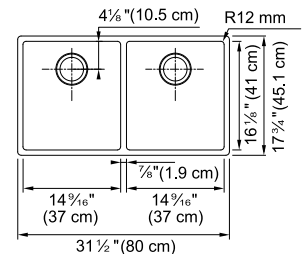
Interior Dimensions: 30" x 16¹/₈" x 9"
 Exterior Dimensions: 31¹/₁₆" x 17³/₄"
 Minimum Cabinet Size: 33"
 Gauge: 18
 Weight: 24 lbs.
 Sound Dampening: Sound Pad & Spray Coat
 Stainless Finish: Pearl
 Corner Radius: 12 mm
 Installation: Undermount

Accessories Optional

O5 O7 O8 O9

Accessories Included

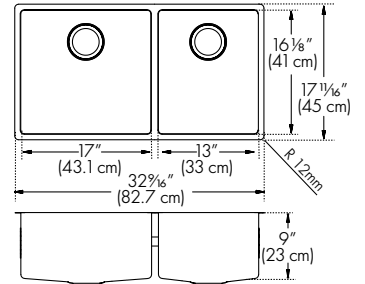
A1





CUX160-32-CA
122.0631.581
\$1,865

Interior Dimensions: 30⁷/₈" x 16¹/₈" x 9"
Exterior Dimensions: 32⁷/₁₆" x 17³/₄"
Minimum Cabinet Size: 33"
Gauge: 18
Weight: 27 lbs.
Sound Dampening: Sound Pad & Spray Coat
Stainless Finish: Pearl
Corner Radius: 12 mm
Installation: Undermount



Accessories Optional

O2 O6 O7 O8 O9

Accessories Included

A1

ACCESSORIES OPTIONAL



O1 Bottom Grid
9³/₁₆" x 15¹/₂"
Stainless
CU10-36S
112.0628.023
\$190



O2 Bottom Grid
11¹⁵/₁₆" x 15¹/₂"
Stainless
CU13-36S
112.0627.764
\$210



O3 Bottom Grid
10¹/₄" x 15³/₈"
Stainless
CU11-36S
112.0388.967
\$200



O4 Bottom Grid
17⁷/₁₆" x 15³/₈"
Stainless
CU18-36S
112.0388.966
\$215



O5 Bottom Grid
13³/₄" x 15³/₈"
Stainless
CU15-36S
112.0388.962
\$215



O6 Bottom Grid
16¹/₈" x 15¹/₂"
Stainless
CU17-36S
112.0627.763
\$220



O7 All-In Accessory System 1
AIUS100
112.0655.481
\$400



O8 All-In Accessory System 2
AIUS200
112.0655.488
\$475



O9 All-In Accessory System 3
AIUS300
112.0655.489
\$555



A1 Strainer Basket
Chrome
1145
112.0055.508
\$70
Included
Satin Nickel
1145SN
112.0185.195
\$80
Optional



Maris Lario
Satin Nickel
LAR-PD-SNI
115.0740.012
\$850
Optional

Cube ADA

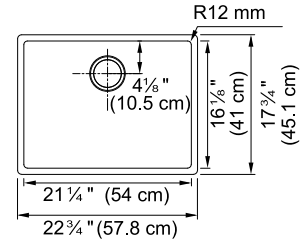


CUX11021-ADA-CA

122.0627.768

\$1,160

Interior Dimensions: 21¼" x 16⅞" x 5"
 Exterior Dimensions: 22¾" x 17¾"
 Minimum Cabinet Size: 24"
 Gauge: 18
 Weight: 16 lbs.
 Sound Dampening: Sound Pad
 Stainless Finish: Pearl
 Corner Radius: 12 mm
 Installation: Undermount
 ADA Compliant



Accessories Optional

- O1
- O3
- O4
- O5

Accessories Included

- A1

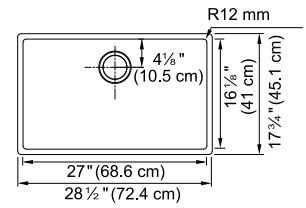


CUX11027-ADA-CA

122.0627.769

\$1,335

Interior Dimensions: 27" x 16⅞" x 5"
 Exterior Dimensions: 28½" x 17¾"
 Minimum Cabinet Size: 30"
 Gauge: 18
 Weight: 19 lbs.
 Sound Dampening: Sound Pad
 Stainless Finish: Pearl
 Corner Radius: 12 mm
 Installation: Undermount
 ADA Compliant



Accessories Optional

- O2
- O3
- O4
- O5

Accessories Included

- A1

ACCESSORIES OPTIONAL



O1 Bottom Grid
 20¾" x 5⅝"
 Stainless
 CU21-36S
 112.0388.963
\$240




O2 Bottom Grid
 26¾" x 15⅝"
 Stainless
 CU27-36S
 112.0388.964
\$270



O3 All-In Accessory System 1
 AIUS100
 112.0655.481
\$400



O4 All-In Accessory System 2
 AIUS200
 112.0655.488
\$475



O5 All-In Accessory System 3
 AIUS300
 112.0655.489
\$555



A1 Strainer Basket
 Chrome
 1145
 112.0055.508
\$70
 Included
 Satin Nickel
 1145SN
 112.0185.195
\$80
 Optional



Maris Lario
 Satin Nickel
 LAR-PD-SNI
 115.0740.012
\$850
 Optional

ADA Compliant: Product is compliant with the American Disabilities Act when properly installed. Note: All accessories sold separately unless otherwise indicated. Design of custom accessories subject to change without notice. It is absolutely critical that you have the sink and any custom sink accessories on-site prior to any cut or modification to the countertop. Franke will not be responsible for any errors in countertop preparation and sink installation.



Grande

Generously proportioned.



Grande



GDX11012-CA

101.0260.209

\$925

Interior Dimensions: 12" x 17" x 8"
Exterior Dimensions: 13³/₄" x 18³/₄"
Minimum Cabinet Size: 15"
Gauge: 18
Weight: 12 lbs.
Sound Dampening: Sound Pad & Spray Coat
Stainless Finish: Silk
Corner Radius: 50 mm
Installation: Undermount

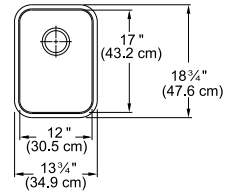
Accessories Optional

O1 O7 O8 O9 O10

Accessories Included

A1

See Accessories page 95



GDX11015-CA

101.0260.208

\$960

Interior Dimensions: 15" x 17" x 9"
Exterior Dimensions: 16³/₄" x 18³/₄"
Minimum Cabinet Size: 18"
Gauge: 18
Weight: 15 lbs.
Sound Dampening: Sound Pad & Spray Coat
Stainless Finish: Silk
Corner Radius: 50 mm
Installation: Undermount

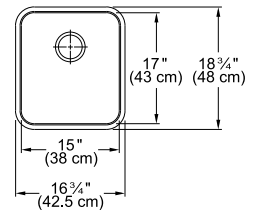
Accessories Optional

O2 O7 O8 O9 O10

Accessories Included

A1

See Accessories page 95



GDX11018-CA

101.0260.210

\$1,005

Interior Dimensions: 18" x 19³/₄" x 9"
Exterior Dimensions: 19³/₄" x 21¹/₂"
Minimum Cabinet Size: 21"
Gauge: 18
Weight: 17 lbs.
Sound Dampening: Sound Pad & Spray Coat
Stainless Finish: Silk
Corner Radius: 50 mm
Installation: Undermount

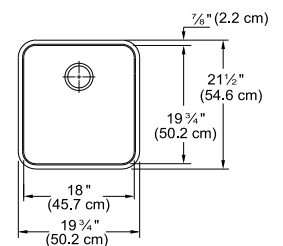
Accessories Optional

O3 O7 O8 O9 O10

Accessories Included

A1

See Accessories page 95



Note: All accessories sold separately unless otherwise indicated. Design of custom accessories subject to change without notice. It is absolutely critical that you have the sink and any custom sink accessories on-site prior to any cut or modification to the countertop. Franke will not be responsible for any errors in countertop preparation and sink installation.

Grande

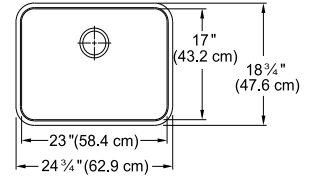


GDX11023-CA

101.0260.211

\$1,105

Interior Dimensions: 23" x 17" x 9"
Exterior Dimensions: 24³/₄" x 18³/₄"
Minimum Cabinet Size: 27"
Gauge: 18
Weight: 21 lbs.
Sound Dampening: Sound Pad & Spray Coat
Stainless Finish: Silk
Corner Radius: 50 mm
Installation: Undermount



Accessories Optional

O4 **O7** **O8** **O9** **O10**

Accessories Included

A1

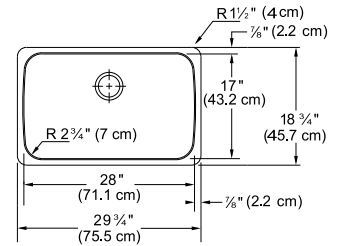


GDX11028-CA

101.0260.212

\$1,170

Interior Dimensions: 28" x 17" x 9"
Exterior Dimensions: 30¹/₈" x 19¹/₈"
Minimum Cabinet Size: 33"
Gauge: 18
Weight: 25 lbs.
Sound Dampening: Sound Pad & Spray Coat
Stainless Finish: Silk
Corner Radius: 70 mm
Installation: Undermount



Accessories Optional

O5 **O7** **O8** **O9** **O10**

Accessories Included

A1

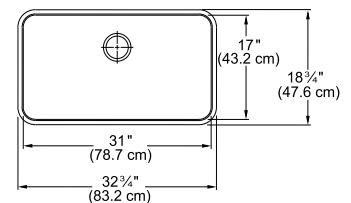


GDX11031-CA

101.0260.213

\$1,200

Interior Dimensions: 31" x 17" x 9"
Exterior Dimensions: 32³/₄" x 18³/₄"
Minimum Cabinet Size: 33"
Gauge: 18
Weight: 28 lbs.
Sound Dampening: Sound Pad & Spray Coat
Stainless Finish: Silk
Corner Radius: 50 mm
Installation: Undermount



Accessories Optional

O6 **O7** **O8** **O9** **O10**

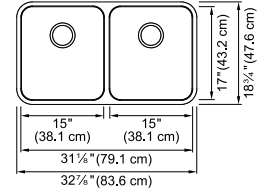
Accessories Included

A1

Grande



Interior Dimensions: 31 $\frac{1}{8}$ " x 17" x 9"
 Exterior Dimensions: 32 $\frac{7}{8}$ " x 18 $\frac{3}{4}$ "
 Minimum Cabinet Size: 33"
 Gauge: 18
 Weight: 29 lbs.
 Sound Dampening: Sound Pad & Spray Coat
 Stainless Finish: Silk
 Corner Radius: 50 mm
 Installation: Undermount



GDX12031-CA

122.0565.960

\$1,585

Accessories Optional

O1 O7 O8 O9 O10

Accessories Included

A1

ACCESSORIES OPTIONAL




O1 Bottom Grid
 10 $\frac{1}{2}$ " x 15 $\frac{1}{2}$ "
 Stainless
 BGA1217S
 112.0174.874
\$155



O2 Bottom Grid
 13 $\frac{3}{8}$ " x 15 $\frac{1}{2}$ "
 Stainless
 GD15-36S
 112.0260.324
\$200



O3 Bottom Grid
 16 $\frac{1}{2}$ " x 18 $\frac{1}{4}$ "
 Stainless
 GD18-36S
 112.0260.325
\$225



O4 Bottom Grid
 21" x 15"
 Stainless
 BGA2317S
 112.0174.875
\$260



O5 Bottom Grid
 25 $\frac{7}{8}$ " x 15 $\frac{5}{16}$ "
 Stainless
 BG90S
 112.0044.794
\$260



O6 Bottom Grid
 29 $\frac{3}{8}$ " x 15 $\frac{1}{2}$ "
 Stainless
 BGA3117S
 112.0174.878
\$290



O7 All-In Accessory System 1
 AIUS100
 112.0655.481
\$400



O8 All-In Accessory System 2
 AIUS200
 112.0655.488
\$475



O9 All-In Accessory System 3
 AIUS300
 112.0655.489
\$555



O10 Inox Cream
 Stainless
 Steel Polish
 903
 112.0039.150
DISCONTINUED



A1 Strainer Basket
 Chrome
 1145
 112.0055.508
\$70
 Included
 Satin Nickel
 1145SN
 112.0185.195
\$80
 Optional

Note: All accessories sold separately unless otherwise indicated. Design of custom accessories subject to change without notice. It is absolutely critical that you have the sink and any custom sink accessories on-site prior to any cut or modification to the countertop. Franke will not be responsible for any errors in countertop preparation and sink installation.

Rotondo

A small wonder.



Rotondo

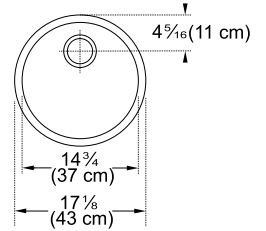


RBX110-S

101.0715.559

\$705

Interior Dimensions: 14¹/₆" x 6¹/₆"
Exterior Dimensions: 17¹/₈" x 6¹/₆"
Minimum Cabinet Size: 21" (undermount)
18" (topmount)
Gauge: 22
Weight: 5 lbs.
Sound Dampening: Sound Pad
Stainless Finish: Silk
Installation: Undermount
with ³/₈" Reveal or Topmount



Accessories Optional

O1 O2

Accessories Included

A1

**May be used as a topmount (has polished rim).
May be undermounted (requires EL-Clips).
Use interior dimensions as cutout guide.**

ACCESSORIES OPTIONAL



O1

**Universal
Roller Mat**
18³/₁₆" x 20"
Stainless
UV-36RM
112.0391.220
\$270



O2

Inox Cream
Stainless
Steel Polish
903
112.0039.150
DISCONTINUED



Eos Neo Bar
Stainless Steel
EOS-BR-304
115.0685.300
\$775
Optional

ACCESSORIES INCLUDED



A1

**Strainer
Basket**
906
112.0344.294
\$110

Note: All accessories sold separately unless otherwise indicated. Design of custom accessories subject to change without notice. It is absolutely critical that you have the sink and any custom sink accessories on-site prior to any cut or modification to the countertop. Franke will not be responsible for any errors in countertop preparation and sink installation.

Outdoor Series

A breath of fresh air.



Outdoor Series



ODX110-2310-316

122.0274.293

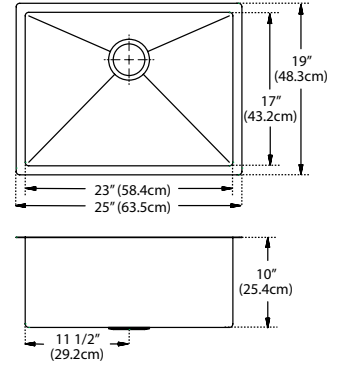
\$1,300



Suitable for outdoor use

Interior Dimensions: 23" x 17" x 10"
 Exterior Dimensions: 25" x 19"
 Minimum Cabinet Size: 27"
 Gauge: 18 T316 Stainless Steel
 Weight: 31 lbs.
 Sound Dampening: Sound Pad & Spray Coat
 Finish: Pearl
 Corner Radius: 10 mm
 Installation: Undermount with 1/2" Reveal

Accessories Included



ODX110-2312-316

122.0274.294

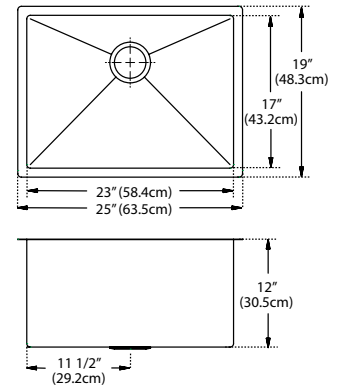
\$1,470



Suitable for outdoor use

Interior Dimensions: 23" x 17" x 12"
 Exterior Dimensions: 25" x 19"
 Minimum Cabinet Size: 30"
 Gauge: 18 T316 Stainless Steel
 Weight: 31 lbs.
 Sound Dampening: Sound Pad & Spray Coat
 Finish: Pearl
 Corner Radius: 10 mm
 Installation: Undermount with 1/2" Reveal

Accessories Included



ACCESSORIES INCLUDED



A1 Bottom Grid
 22 1/4" x 16 1/4"
 Stainless
 PS23-36S
 112.0194.704
\$445
 Included



A2 Strainer Basket
 Stainless
 1140F-316
 253.0221.355
\$100
 Included



Eos Neo
 316 Stainless Steel
 EOS-PD-316
 115.0685.297
\$1,125
 Optional

Note: All accessories sold separately unless otherwise indicated. Design of custom accessories subject to change without notice. It is absolutely critical that you have the sink and any custom sink accessories on-site prior to any cut or modification to the countertop. Franke will not be responsible for any errors in countertop preparation and sink installation.





Sinks Fragranite

106

128

132

138

Maris

Workcenters

Peak


Ellipse

Made to last

A durable and beautiful choice, Franke's Fraganite sinks are made from up to 80% natural quartz sand, making them one of the hardest materials in the world.

Quartz sand is delivered to the factory in various colors, which creates the finished color of each sink. Franke Fraganite sinks reflect the latest kitchen color trends and echo your style and taste, with calming and classic neutrals that have never lost their appeal. We know what matters most in the home — beauty, functionality, simplicity. It is a hardworking haven that nurtures our spirits and promotes our well-being.

COLOR VARIATIONS




Matte Black




Onyx




Slate Grey



Stone Grey




Polar White



Champagne



Oyster



Mocha



Colorline

Colors that create perfect harmony.



Perfectly matched strainers and drain covers



Seven colors available in two styles, strainer basket and waste disposer flange with strainer basket.



Matte Black/Onyx



Slate Grey



Stone Grey



Polar White



Mocha



Oyster



Champagne

Maris

Usher in a new era.



Home in harmony

We've entered a new era of living, where balance means everything. In this age, we don't just hope for harmony, we create it. Through clever features, unparalleled function and elegant design, Franke Maris Fraganite sinks are created to empower your contemporary idea of balance.



Make your space work for you

With a low-divide sink you can keep your kitchen in check. The double bowl allows you to multitask with ease, while the low divide creates a larger single bowl that is perfect for cleaning cookware and bakeware.



Deep Capacity

Maris sinks are equipped with deep capacity bowls that can easily fit baking trays, pots and pans to be washed with maximum ease.

Integrated for balance

Organization is at the heart of balance. With our easy-to-use integrated ledge system, you'll accomplish more with your sink while making the most of your surrounding counter space.



MARIS



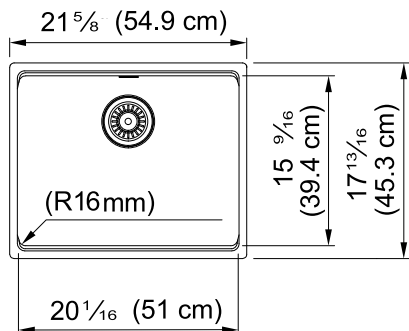
MAG11020-CHA-S
125.0710.365
\$970









Interior Dimensions: 20¹/₁₆" x 15⁹/₁₆" x 9¹/₂"
Exterior Dimensions: 21⁵/₈" x 17¹³/₁₆"
Minimum Cabinet Size: 24"
Weight: 31 lbs.
Corner Radius: 16mm
Installation: Undermount

Accessories Optional



Accessories Included



-  Polar White
MAG11020-PWT-S
125.0710.381
\$970
-  Stone Grey
MAG11020-SHG-S
125.0710.382
\$970
-  Slate Grey
MAG11020-SLG-S
125.0713.103
\$970
-  Onyx
MAG11020-ONY-S
125.0710.369
\$970
-  Matte Black
MAG11020-MBK-S
125.0710.367
\$970
-  Champagne
MAG11020-CHA-S
125.0710.365
\$970
-  Oyster
MAG11020-OYS-S
125.0710.370
\$970
-  Mocha
MAG11020-MOC-S
125.0710.368
\$970

MARIS



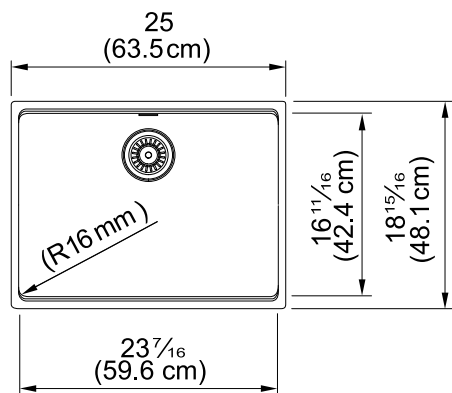
MAG11023-ONY-S
125.0687.172
\$995









Interior Dimensions: 23⁷/₁₆" x 16¹¹/₁₆" x 9¹/₂"
Exterior Dimensions: 25" x 18¹⁵/₁₆"
Minimum Cabinet Size: 27"
Weight: 33 lbs.
Corner Radius: 16mm
Installation: Undermount

Accessories Optional



Accessories Included



-  Polar White
MAG11023-PWT-S
125.0687.174
\$995
-  Stone Grey
MAG11023-SHG-S
125.0687.175
\$995
-  Slate Grey
MAG11023-SLG-S
125.0713.107
\$995
-  Onyx
MAG11023-ONY-S
125.0687.172
\$995
-  Matte Black
MAG11023-MBK-S
125.0687.170
\$995
-  Champagne
MAG11023-CHA-S
125.0687.169
\$995
-  Oyster
MAG11023-OYS-S
125.0687.173
\$995
-  Mocha
MAG11023-MOC-S
125.0687.171
DISCONTINUED



MAG11025-SHG-S
125.0687.168
\$1,025

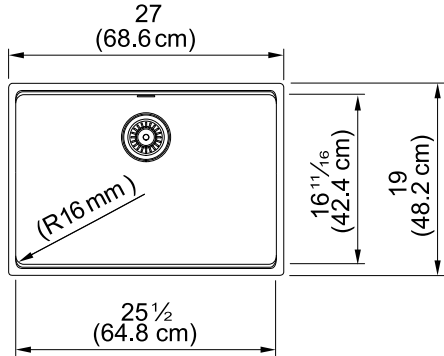
Interior Dimensions: 25½" x 16⅛" x 9½"
Exterior Dimensions: 27" x 19"
Minimum Cabinet Size: 30"
Weight: 33 lbs.
Corner Radius: 16mm
Installation: Undermount

Accessories Optional

- O3 O5 O7 O9 O10 O11 O12

Accessories Included

- A1



- Polar White
MAG11025-PWT-S
125.0687.167
\$1,025
- Stone Grey
MAG11025-SHG-S
125.0687.168
\$1,025
- Slate Grey
MAG11025-SLG-S
125.0713.109
\$1,025
- Onyx
MAG11025-ONY-S
125.0687.165
\$1,025
- Matte Black
MAG11025-MBK-S
125.0687.163
\$1,025
- Champagne
MAG11025-CHA-S
125.0687.162
\$1,025
- Oyster
MAG11025-OYS-S
125.0687.166
\$1,025
- Mocha
MAG11025-MOC-S
125.0687.164
\$1,025

ACCESSORIES OPTIONAL

- | | | | | | | |
|--|--|---|--|--|--|--|
| <p>O1 Bottom Grid
18⅞" x 14"
Stainless
MA-20-36S
112.0709.442
\$320</p> | <p>O2 Bottom Grid
21⅞" x 15⅞"
Stainless
MA-23-36S
112.0687.977
\$330</p> | <p>O3 Bottom Grid
23⅞" x 15⅞"
Stainless
MA-25-36S
112.0687.978
\$335</p> | <p>O4 Colander
6⅞" x 16"
Stainless
MAC-70S
112.0688.103
\$320</p> | <p>O5 Colander
6⅞" x 17⅞" x 2⅞"
Stainless
PX-70S
112.0066.060
\$315</p> | <p>O6 Cutting Board
11⅞" x 16⅞"
Maple
MAC-40S
112.0688.104
\$330</p> | <p>O7 Maple Cutting Board
11⅞" x 18"
Solid Wood
MA2-40S
112.0688.102
\$330</p> |
| <p>O8 Roller Mat
11⅞" x 16⅞"
Stainless
PKG14-31RM
112.0256.867
\$220</p> | <p>O9 Roller Mat
18⅞" x 17⅞"
Stainless
MA2-31RM
112.0080.355
\$260</p> | <p>O10 Colorline Strainer Basket
900-PWT
900-SHG
900-SLG
900-MBK
900-CHA
900-OYS
900-MOC
\$110
Color shown is Champagne</p> | <p>O11 Colorline Disposer Flange Kit
WD-900-PWT
WD-900-SHG
WD-900-SLG
WD-900-MBK
WD-900-CHA
WD-900-OYS
WD-900-MOC
\$140
Color shown is Matte Black</p> | <p>O12 Colorline Drain Cover
4½"
RNDCVR-PWT
RNDCVR-SHG
RNDCVR-SLG
RNDCVR-MBK
RNDCVR-CHA
RNDCVR-OYS
RNDCVR-MOC
\$90
RNDCVR
Stainless
112.0532.169
\$150
Color shown is Stainless</p> | <p>A1 Strainer Basket
Chrome
1145
112.0055.508
\$70
Included
Satin Nickel
1145SN
112.0185.195
\$80
Optional</p> | |

Note: All accessories sold separately unless otherwise indicated. Design of custom accessories subject to change without notice. It is absolutely critical that you have the sink and any custom sink accessories on-site prior to any cut or modification to the countertop. Franke will not be responsible for any errors in countertop preparation and sink installation.

MARIS



MAG11028-PWT-S
125.0687.160
\$1,055

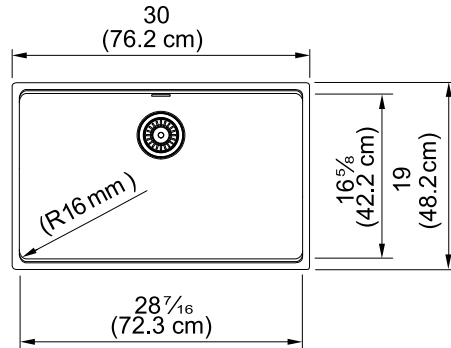
Interior Dimensions: 28⁷/₁₆" x 16¹/₁₆" x 9¹/₂"
Exterior Dimensions: 30" x 19"
Minimum Cabinet Size: 33"
Weight: 34 lbs.
Corner Radius: 16mm
Installation: Undermount

Accessories Optional

O1 O5 O7 O9 O10 O11 O12

Accessories Included

A1



Maris

Polar White
MAG11028-PWT-S
125.0687.160
\$1,055

Stone Grey
MAG11028-SHG-S
125.0687.161
\$1,055

Slate Grey
MAG11028-SLG-S
125.0713.111
\$1,055

Onyx
MAG11028-ONY-S
125.0687.158
\$1,055

Matte Black
MAG11028-MBK-S
125.0687.156
\$1,055

Champagne
MAG11028-CHA-S
125.0687.155
\$1,055

Oyster
MAG11028-OYS-S
125.0687.159
\$1,055

Mocha
MAG11028-MOC-S
125.0687.157
\$1,055

MARIS



MAG11029-MBK-S
125.0687.242
\$1,080

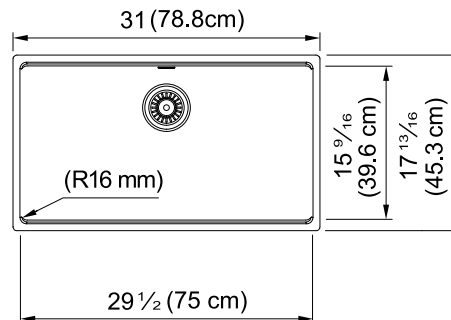
Interior Dimensions: 29¹/₂" x 15⁹/₁₆" x 9¹/₂"
Exterior Dimensions: 31" x 17¹³/₁₆"
Minimum Cabinet Size: 33"
Weight: 35 lbs.
Corner Radius: 16mm
Installation: Undermount

Accessories Optional

O2 O4 O6 O8 O10 O11 O12

Accessories Included

A1



Polar White
MAG11029-PWT-S
125.0687.246
\$1,080

Stone Grey
MAG11029-SHG-S
125.0687.247
\$1,080

Slate Grey
MAG11029-SLG-S
125.0713.113
\$1,080

Onyx
MAG11029-ONY-S
125.0687.244
\$1,080

Matte Black
MAG11029-MBK-S
125.0687.242
\$1,080

Champagne
MAG11029-CHA-S
125.0687.241
\$1,080

Oyster
MAG11029-OYS-S
125.0687.245
\$1,080

Mocha
MAG11029-MOC-S
125.0687.243
\$1,080

Note: All accessories sold separately unless otherwise indicated. Design of custom accessories subject to change without notice. It is absolutely critical that you have the sink and any custom sink accessories on-site prior to any cut or modification to the countertop. Franke will not be responsible for any errors in countertop preparation and sink installation.



MAG11031-CHA-S
125.0687.106
\$1,100

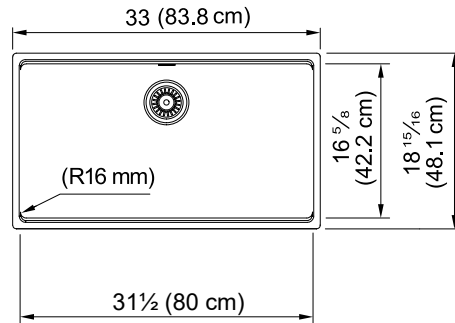
Interior Dimensions: 31½" x 16¹¹/₁₆" x 9½"
Exterior Dimensions: 33" x 18¹⁵/₁₆"
Minimum Cabinet Size: 36"
Weight: 37 lbs.
Corner Radius: 16mm
Installation: Undermount









Accessories Optional

- O3 O5 O7 O9 O10 O11 O12















Accessories Included

- A1



-  Polar White
MAG11031-PWT-S
125.0687.111
\$1,100
-  Stone Grey
MAG11031-SHG-S
125.0687.112
\$1,100
-  Slate Grey
MAG11031-SLG-S
125.0713.115
\$1,100
-  Onyx
MAG11031-ONY-S
125.0687.109
\$1,100
-  Matte Black
MAG11031-MBK-S
125.0687.107
\$1,100
-  Champagne
MAG11031-CHA-S
125.0687.106
\$1,100
-  Oyster
MAG11031-OYS-S
125.0687.110
\$1,100
-  Mocha
MAG11031-MOC-S
125.0687.108
\$1,100

ACCESSORIES OPTIONAL

-  **O1 Bottom Grid**
26³/₁₆" x 15¹/₁₆"
Stainless
MA-28-36S
112.0687.979
\$340
-  **O2 Bottom Grid**
27³/₁₆" x 14"
Stainless
MA-29-36S
112.0687.980
\$345
-  **O3 Bottom Grid**
29³/₁₆" x 15¹/₁₆"
Stainless
MA2-31-36S
112.0687.991
\$370
-  **O4 Colander**
6¹/₂" x 16"
Stainless
MAC-70S
112.0688.103
\$320
-  **O5 Colander**
6¹/₂" x 17¹/₁₆" x 2¹/₂"
Stainless
PX-70S
112.0066.060
\$315
-  **O6 Cutting Board**
11¹/₂" x 16¹/₂"
Maple
MAC-40S
112.0688.104
\$330
-  **O7 Cutting Board**
11¹/₂" x 18"
Maple
MA2-40S
112.0688.102
\$330
-  **O8 Roller Mat**
11³/₄" x 16¹/₂"
Stainless
PKG14-31RM
112.0256.867
\$220
-  **O9 Roller Mat**
18¹/₂" x 17¹/₁₆"
Stainless
MA2-31RM
112.0080.355
\$260
-  **O10 Colorline Strainer Basket**
900-PWT
900-SHG
900-SLG
900-MBK
900-CHA
900-OYS
900-MOC
\$110
Color shown is Champagne
-  **O11 Colorline Disposer Flange Kit**
WD-900-PWT
WD-900-SHG
WD-900-SLG
WD-900-MBK
WD-900-CHA
WD-900-OYS
WD-900-MOC
\$140
Color shown is Matte Black
-  **O12 Colorline Drain Cover**
4¹/₂"
RNDCVR-PWT
RNDCVR-SHG
RNDCVR-SLG
RNDCVR-MBK
RNDCVR-CHA
RNDCVR-OYS
RNDCVR-MOC
\$90
RNDCVR
Stainless
112.0532.169
\$150
Color shown is Stainless
-  **A1 Strainer Basket**
Chrome
1145
112.0055.508
\$70
Included
Satin Nickel
1145SN
112.0185.195
\$80
Optional
-  **Active**
Matte Black
ACT-PO-MBK
115.0656.848
\$975
Optional
Available in 7 finishes



MAG110310W-OYS-S
125.0637.098
\$1,100

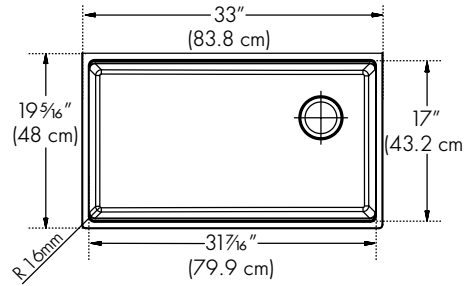
Interior Dimensions: 31¹/₁₆" x 17" x 9¹/₂"
Exterior Dimensions: 33" x 19⁵/₁₆"
Minimum Cabinet Size: 36"
Weight: 38lbs.
Corner Radius: 16mm
Installation: Undermount

Accessories Optional

- O1
- O2
- O3
- O4
- O5
- O6
- O7

Accessories Included

- A1



- Polar White
MAG110310W-PWT-S
125.0637.096
\$1,100
- Stone Grey
MAG110310W-SHG-S
125.0637.095
\$1,100
- Slate Grey
MAG110310W-SLG-S
125.0713.101
\$1,100
- Onyx
MAG110310W-ONY-S
125.0637.094
\$1,100
- Matte Black
MAG110310W-MBK-S
125.0637.100
\$1,100
- Champagne
MAG110310W-CHA-S
125.0637.099
\$1,100
- Oyster
MAG110310W-OYS-S
125.0637.098
\$1,100

ACCESSORIES OPTIONAL

- O1 Bottom/ Shelf Grid**
(Left) 14⁷/₈" x 15¹/₁₆"
(Right) 14" x 15¹/₁₆"
Stainless
MA-31-36S
112.0643.593
\$370
- O2 Colander**
6¹/₂" x 17¹/₁₆" x 2¹/₁₆"
Stainless
PE-70S
112.0334.171
\$385
- O3 Cutting Board**
11¹/₈" x 18³/₈"
Maple
MA3-40S
112.0643.597
\$330
- O4 Roller Mat**
18¹/₂" x 17¹/₁₆"
Stainless
MA-31RM
112.0643.591
\$275

- O5 Colorline Strainer Basket**
900-PWT
900-SHG
900-SLG
900-MBK
900-CHA
900-OYS
900-MOC
\$110
Color shown is Champagne
- O6 Colorline Disposer Flange Kit**
WD-900-PWT
WD-900-SHG
WD-900-SLG
WD-900-MBK
WD-900-CHA
WD-900-OYS
WD-900-MOC
\$140
Color shown is Matte Black
- O7 Colorline Drain Cover**
4¹/₂"
RND-CVR-PWT
RND-CVR-SHG
RND-CVR-SLG
RND-CVR-MBK
RND-CVR-CHA
RND-CVR-OYS
RND-CVR-MOC
\$90
RND-CVR
Stainless
112.0532.169
\$150
Color shown is Stainless
- A1 Strainer Basket**
Chrome
1145
112.0055.508
\$70
Included
Satin Nickel
1145SN
112.0185.195
\$80
Optional



Active
Matte Black
ACT-PO-MBK
115.0656.848
\$975
Optional
Available in 7 finishes



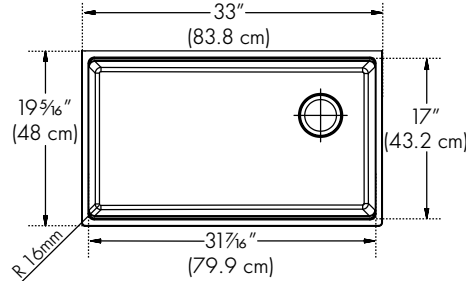
MAG110310W-MBK-WKC
125.0672.245
\$1,705

Interior Dimensions: 31¹/₁₆" x 17" x 9¹/₂"
Exterior Dimensions: 33" x 19⁹/₁₆"
Minimum Cabinet Size: 36"
Weight: 45 lbs.
Corner Radius: 16mm
Installation: Undermount

Accessories Included







Accessories Optional



-  Polar White
MAG110310W-PWT-WKC
125.0672.247
\$1,705
-  Stone Grey
MAG110310W-SHG-WKC
125.0672.248
\$1,705
-  Slate Grey
MAG110310W-SLG-WKC
125.0715.372
\$1,705
-  Onyx
MAG110310W-ONY-WKC
125.0672.243
\$1,705
-  Matte Black
MAG110310W-MBK-WKC
125.0672.245
\$1,705
-  Champagne
MAG110310W-CHA-WKC
125.0672.244
\$1,705
-  Oyster
MAG110310W-OYS-WKC
125.0672.246
\$1,705

ACCESSORIES INCLUDED

- 
**A1 Bottom/
Shelf Grid**
(Left) 14¹/₈" x 15⁷/₁₆"
(Right) 14⁷/₈" x 15¹/₁₆"
Stainless
MA-31-36S
112.0643.593
\$370
- 
A2 Colander
6¹/₈" x 17¹/₁₆" x 2¹/₈"
Stainless
PE-70S
112.0334.171
\$385
- 
**A3 Cutting
Board**
11¹/₈" x 18³/₄"
Maple
MA3-40S
112.0643.597
\$330
- 
**A4 Strainer
Basket**
Chrome
1145
112.0055.508
\$70
Included

ACCESSORIES OPTIONAL

- 
O1 Roller Mat
18³/₈" x 17¹/₁₆"
Stainless
MA-31RM
112.0643.591
\$275
- 
**O2 Colorline
Strainer
Basket**
900-PWT
900-SHG
900-SLG
900-MBK
900-CHA
900-OYS
900-MOC
\$110
Color shown is
Champagne
- 
**O3 Colorline
Disposer
Flange Kit**
WD-900-PWT
WD-900-SHG
WD-900-SLG
WD-900-MBK
WD-900-CHA
WD-900-OYS
WD-900-MOC
\$140
Color shown is
Matte Black
- 
**O4 Colorline
Drain Cover**
4¹/₂"
RNDCVR-PWT
RNDCVR-SHG
RNDCVR-SLG
RNDCVR-MBK
RNDCVR-CHA
RNDCVR-OYS
RNDCVR-MOC
\$90
RNDCVR
Stainless
112.0532.169
\$150
Color shown is
Stainless
- 
Active
Matte Black
ACT-PO-MBK
115.0656.848
\$975
Optional

*Available in
7 finishes*

Note: All accessories sold separately unless otherwise indicated. Design of custom accessories subject to change without notice. It is absolutely critical that you have the sink and any custom sink accessories on-site prior to any cut or modification to the countertop. Franke will not be responsible for any errors in countertop preparation and sink installation.



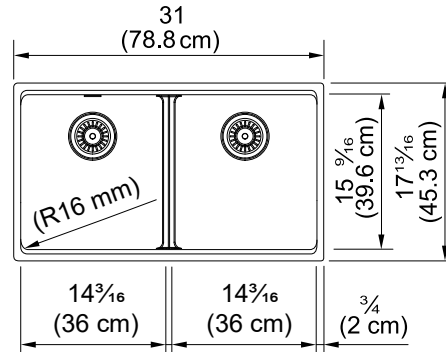
MAG1201414-CHA-S
125.0687.213
\$1,170

Interior Dimensions: 29½" x 15⅞" x 9½"
Exterior Dimensions: 31" x 17⅓"
Minimum Cabinet Size: 33"
Weight: 40 lbs.
Corner Radius: 16mm
Installation: Undermount

Accessories Optional



Accessories Included



-  Polar White
MAG1201414-PWT-S
125.0687.218
\$1,170
-  Stone Grey
MAG1201414-SHG-S
125.0687.219
\$1,170
-  Slate Grey
MAG1201414-SLG-S
125.0713.117
\$1,170
-  Onyx
MAG1201414-ONY-S
125.0687.216
\$1,170
-  Matte Black
MAG1201414-MBK-S
125.0687.214
\$1,170
-  Champagne
MAG1201414-CHA-S
125.0687.213
\$1,170
-  Oyster
MAG1201414-OYS-S
125.0687.217
\$1,170
-  Mocha
MAG1201414-MOC-S
125.0687.215
\$1,170


ACCESSORIES OPTIONAL




O1 Bottom Grid
12½" x 14"
Stainless
MA-14-36S
112.0687.992
\$300




O2 Colander
6⅝" x 16"
Stainless
MAC-70S
112.0688.103
\$320




O3 Cutting Board
11⅝" x 16⅞"
Maple
MAC-40S
112.0688.104
\$330




O4 Roller Mat
11¼" x 16⅞"
Stainless
PKG14-31RM
112.0256.867
\$220




O5 Colorline Strainer Basket
900-PWT
900-SHG
900-SLG
900-MBK
900-CHA
900-OYS
900-MOC
\$110
Color shown is Champagne



O6 Colorline Disposer Flange Kit
WD-900-PWT
WD-900-SHG
WD-900-SLG
WD-900-MBK
WD-900-CHA
WD-900-OYS
WD-900-MOC
\$140
Color shown is Matte Black



O7 Colorline Drain Cover
4½"
RNDCVR-PWT
RNDCVR-SHG
RNDCVR-SLG
RNDCVR-MBK
RNDCVR-CHA
RNDCVR-OYS
RNDCVR-MOC
\$90
RNDCVR
Stainless
112.0532.169
\$150
Color shown is Stainless



A1 Strainer Basket
Chrome
1145
112.0055.508
\$70
Included
Satin Nickel
1145SN
112.0185.195
\$80
Optional



Active
Matte Black
ACT-PO-MBK
115.0656.848
\$975
Optional
Available in 7 finishes

Note: All accessories sold separately unless otherwise indicated. Design of custom accessories subject to change without notice. It is absolutely critical that you have the sink and any custom sink accessories on-site prior to any cut or modification to the countertop. Franke will not be responsible for any errors in countertop preparation and sink installation.



Low Divide Sink

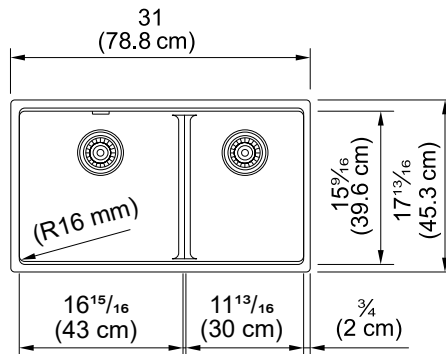
MAG1601611LD-PWT-S
125.0687.232
\$1,170









Interior Dimensions: 29½" x 15⅞" x 9½"
Low Divide Bowl Depth: 5½"
Exterior Dimensions: 31" x 17⅓"
Minimum Cabinet Size: 33"
Weight: 39 lbs.
Corner Radius: 16mm
Installation: Undermount

Accessories Optional



Accessories Included



-  Polar White
MAG1601611LD-PWT-S
125.0687.232
\$1,170
-  Stone Grey
MAG1601611LD-SHG-S
125.0687.233
\$1,170
-  Slate Grey
MAG1601611LD-SLG-S
125.0713.121
\$1,170
-  Onyx
MAG1601611LD-ONY-S
125.0687.230
\$1,170
-  Matte Black
MAG1601611LD-MBK-S
125.0687.228
\$1,170
-  Champagne
MAG1601611LD-CHA-S
125.0687.227
\$1,170
-  Oyster
MAG1601611LD-OYS-S
125.0687.231
\$1,170
-  Mocha
MAG1601611LD-MOC-S
125.0687.229
\$1,170

ACCESSORIES OPTIONAL



O1 Bottom Grid
15⅞" x 14"
Stainless
MA-16-36S
112.0687.994
\$310



O2 Bottom Grid
10⅞" x 14"
Stainless
MA-11-36S
112.0687.995
\$280



O3 Colander
6⅞" x 16"
Stainless
MAC-70S
112.0688.103
\$320



O4 Cutting Board
11⅞" x 16⅞"
Maple
MAC-40S
112.0688.104
\$330



O5 Roller Mat
11¼" x 16⅞"
Stainless
PKG14-31RM
112.0256.867
\$220



O6 Colorline Strainer Basket
900-PWT
900-SHG
900-SLG
900-MBK
900-CHA
900-OYS
900-MOC
\$110
Color shown is Champagne



O7 Colorline Disposer Flange Kit
WD-900-PWT
WD-900-SHG
WD-900-SLG
WD-900-MBK
WD-900-CHA
WD-900-OYS
WD-900-MOC
\$140
Color shown is Matte Black



O8 Colorline Drain Cover
4½"
RNDCVR-PWT
RNDCVR-SHG
RNDCVR-SLG
RNDCVR-MBK
RNDCVR-CHA
RNDCVR-OYS
RNDCVR-MOC
\$90
RNDCVR
Stainless
112.0532.169
\$150
Color shown is Stainless



A1 Strainer Basket
Chrome
1145
112.0055.508
\$70
Included
Satin Nickel
1145SN
112.0185.195
\$80
Optional



Active
Matte Black
ACT-PO-MBK
115.0656.848
\$975
Optional
Available in 7 finishes



Low Divide Sink

MAG1601812LD-SLG-S
125.0713.123
\$1,210

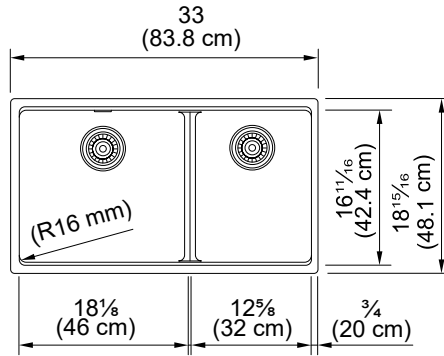
Interior Dimensions: 31½" x 16⅛" x 9½"
Low Divide Bowl Depth: 5½"
Exterior Dimensions: 33" x 18⅛"
Minimum Cabinet Size: 36"
Weight: 40 lbs.
Corner Radius: 16mm
Installation: Undermount

Accessories Optional

- 01
- 02
- 03
- 04
- 05
- 06
- 07
- 08

Accessories Included

- A1



- Polar White
MAG1601812LD-PWT-S
125.0687.146
\$1,210
- Stone Grey
MAG1601812LD-SHG-S
125.0687.147
\$1,210
- Slate Grey
MAG1601812LD-SLG-S
125.0713.123
\$1,210
- Onyx
MAG1601812LD-ONY-S
125.0687.144
\$1,210
- Matte Black
MAG1601812LD-MBK-S
125.0687.142
\$1,210
- Champagne
MAG1601812LD-CHA-S
125.0687.141
\$1,210
- Oyster
MAG1601812LD-OYS-S
125.0687.145
\$1,210
- Mocha
MAG1601812LD-MOC-S
125.0687.143
\$1,210

ACCESSORIES OPTIONAL

01 Bottom Grid
16⅞" x 15⅞"
Stainless
MA-18-36S
112.0687.996
\$315

02 Bottom Grid
11⅜" x 15⅞"
Stainless
MA-12-36S
112.0687.997
\$290

03 Colander
6⅞" x 17⅞" x 2⅞"
Stainless
PX-70S
112.0066.060
\$315

04 Cutting Board
11⅞" x 18"
Solid Wood
MA2-40S
112.0688.102
\$330

05 Roller Mat
18⅞" x 17⅞"
Stainless
MA2-31RM
112.0080.355
\$260

06 Colorline Strainer Basket
900-PWT
900-SHG
900-SLG
900-MBK
900-CHA
900-OYS
900-MOC
\$110
Color shown is Champagne

07 Colorline Disposer Flange Kit
WD-900-PWT
WD-900-SHG
WD-900-SLG
WD-900-MBK
WD-900-CHA
WD-900-OYS
WD-900-MOC
\$140
Color shown is Matte Black

08 Colorline Drain Cover
4⅞"
RNDCVR-PWT
RNDCVR-SHG
RNDCVR-SLG
RNDCVR-MBK
RNDCVR-CHA
RNDCVR-OYS
RNDCVR-MOC
\$90
RNDCVR
Stainless
112.0532.169
\$150
Color shown is Stainless

A1 Strainer Basket
Chrome
1145
112.0055.508
\$70
Included
Satin Nickel
1145SN
112.0185.195
\$80
Optional



Active
Matte Black
ACT-PO-MBK
115.0656.848
\$975
Optional
Available in 7 finishes

Note: All accessories sold separately unless otherwise indicated. Design of custom accessories subject to change without notice. It is absolutely critical that you have the sink and any custom sink accessories on-site prior to any cut or modification to the countertop. Franke will not be responsible for any errors in countertop preparation and sink installation.



Low Divide Sink

Interior Dimensions: 31½" x 16¼" x 9½"
 Low Divide Bowl Depth: 5½"
 Exterior Dimensions: 33" x 18½"
 Minimum Cabinet Size: 36"
 Weight: 40 lbs.
 Corner Radius: 16mm
 Installation: Undermount

MAG1601812LD-CHA -WKC

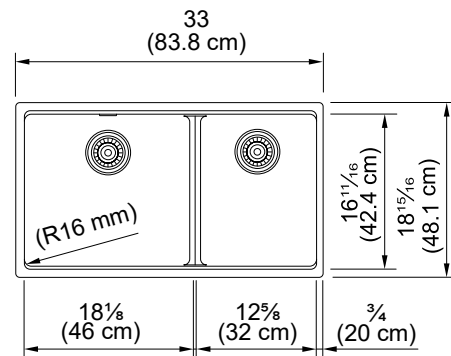
125.0721.527

\$1,975

Accessories Included



Accessories Optional



ACCESSORIES INCLUDED



A1 Bottom Grid
 16¾" x 15½"
 Stainless
 MA-18-36S
 112.0687.996
\$315



A2 Bottom Grid
 11¾" x 15½"
 Stainless
 MA-12-36S
 112.0687.997
\$290



A3 Colander
 6⅞" x 17¼" x 2⅞"
 Stainless
 PX-70S
 112.0066.060
\$315



A4 Cutting Board
 11½" x 18"
 Solid Wood
 MA2-40S
 112.0688.102
\$330



A5 Strainer Basket
 Chrome
 1145
 112.0055.508
\$70
 Included

ACCESSORIES OPTIONAL



O1 Roller Mat
 18¾" x 17¼"
 Stainless
 MA2-31RM
 112.0080.355
\$260



O2 Colorline Strainer Basket
 900-PWT
 900-SHG
 900-SLG
 900-MBK
 900-CHA
 900-OYS
 900-MOC
\$110
 Color shown is Champagne



O3 Colorline Disposer Flange Kit
 WD-900-PWT
 WD-900-SHG
 WD-900-SLG
 WD-900-MBK
 WD-900-CHA
 WD-900-OYS
 WD-900-MOC
\$140
 Color shown is Matte Black



O4 Colorline Drain Cover
 4½"
 RNDCVR-PWT
 RNDCVR-SHG
 RNDCVR-SLG
 RNDCVR-MBK
 RNDCVR-CHA
 RNDCVR-OYS
 RNDCVR-MOC
\$90
 RNDCVR
 Stainless
 112.0532.169
\$150
 Color shown is Stainless



Active
 Matte Black
 ACT-PO-MBK
 115.0656.848
\$975
 Optional
Available in 7 finishes

- Polar White**
 MAG1601812LD-PWT-WKC
 125.0721.562
\$1,975
- Stone Grey**
 MAG1601812LD-SHG-WKC
 125.0721.564
\$1,975
- Slate Grey**
 MAG1601812LD-SLG-WKC
 125.0721.565
\$1,975
- Onyx**
 MAG1601812LD-ONY-WKC
 125.0721.530
\$1,975
- Matte Black**
 MAG1601812LD-MBK-WKC
 125.0721.528
\$1,975
- Champagne**
 MAG1601812LD-CHA -WKC
 125.0721.527
\$1,975
- Oyster**
 MAG1601812LD-OYS-WKC
 125.0721.561
\$1,975
- Mocha**
 MAG1601812LD-MOC-WKC
 125.0721.529
\$1,975



MAG1201515-MBK-S
125.0687.121
\$1,210

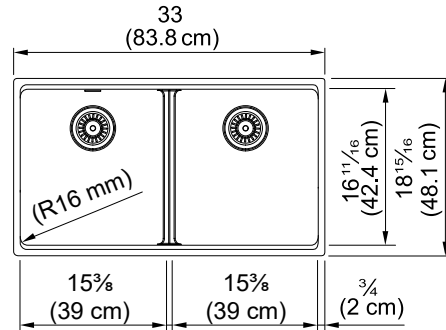
Interior Dimensions: 31½" x 16¹¹/₁₆" x 9½"
Exterior Dimensions: 33" x 18⁹/₁₆"
Minimum Cabinet Size: 36"
Weight: 43 lbs.
Corner Radius: 16mm
Installation: Undermount

Accessories Optional

- O1
- O4
- O6
- O8
- O10
- O11
- O12

Accessories Included

- A1



- Polar White
MAG1201515-PWT-S
125.0687.125
\$1,210
- Stone Grey
MAG1201515-SHG-S
125.0687.126
\$1,210
- Slate Grey
MAG1201515-SLG-S
125.0713.119
\$1,210
- Onyx
MAG1201515-ONY-S
125.0687.123
\$1,210
- Matte Black
MAG1201515-MBK-S
125.0687.121
\$1,210
- Champagne
MAG1201515-CHA-S
125.0687.120
\$1,210
- Oyster
MAG1201515-OYS-S
125.0687.124
\$1,210
- Mocha
MAG1201515-MOC-S
125.0687.122
\$1,210



MAG61015-SHG-S
114.0687.212
\$935

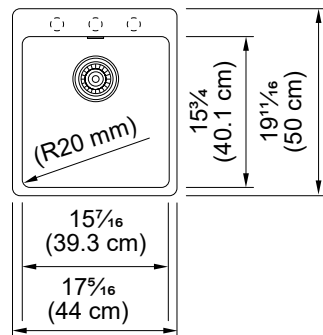
Interior Dimensions: 15⁷/₁₆" x 15³/₈" x 7⁷/₈"
Exterior Dimensions: 17⁵/₁₆" x 19¹¹/₁₆"
Minimum Cabinet Size:
18" (topmount) 21" (undermount)
Weight: 22 lbs.
Corner Radius: 20mm
Installation: Dual Mount
Pre-scored Faucet Hole: 1 to 3

Accessories Optional

- O9
- O10
- O11
- O12

Accessories Included

- A1



- Polar White
MAG61015-PWT-S
114.0687.211
\$935
- Stone Grey
MAG61015-SHG-S
114.0687.212
\$935
- Slate Grey
MAG61015-SLG-S
114.0713.091
\$935
- Onyx
MAG61015-ONY-S
114.0687.209
\$935
- Matte Black
MAG61015-MBK-S
114.0687.207
\$935
- Champagne
MAG61015-CHA-S
114.0687.206
\$935
- Oyster
MAG61015-OYS-S
114.0687.210
\$935
- Mocha
MAG61015-MOC-S
114.0687.208
\$935



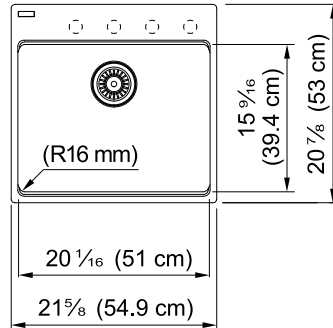
MAG61020-OYS-S
114.0710.387
\$945

Interior Dimensions: 20 $\frac{1}{16}$ " x 15 $\frac{9}{16}$ " x 9 $\frac{1}{2}$ "
Exterior Dimensions: 21 $\frac{5}{8}$ " x 20 $\frac{7}{8}$ "
Minimum Cabinet Size: 24" (topmount),
27" (undermount)
Weight: 33 lbs.
Corner Radius: 16mm
Installation: Dual Mount
Pre-scored Faucet Hole: 1 to 4

Accessories Optional
















Accessories Included



-  Polar White
MAG61020-PWT-S
114.0710.388
\$945
-  Stone Grey
MAG61020-SHG-S
114.0710.389
\$945
-  Slate Grey
MAG61020-SLG-S
114.0713.081
\$945
-  Onyx
MAG61020-ONY-S
114.0710.386
\$945
-  Matte Black
MAG61020-MBK-S
114.0710.384
\$945
-  Champagne
MAG61020-CHA-S
114.0710.383
\$945
-  Oyster
MAG61020-OYS-S
114.0710.387
\$945
-  Mocha
MAG61020-MOC-S
114.0710.385
\$945

ACCESSORIES OPTIONAL

- | | | | | | | |
|---|---|--|--|--|--|--|
| 
O1 Bottom Grid
13 $\frac{3}{8}$ " x 15 $\frac{1}{8}$ "
Stainless
MA-15-36S
112.0687.993
\$305 | 
O2 Bottom Grid
18 $\frac{1}{16}$ " x 14"
Stainless
MA-20-36S
112.0709.442
\$320 | 
O3 Colander
6 $\frac{3}{16}$ " x 16"
Stainless
MAC-70S
112.0688.103
\$320 | 
O4 Colander
6 $\frac{1}{8}$ " x 17 $\frac{5}{16}$ " x 2 $\frac{1}{8}$ "
Stainless
PX-70S
112.0066.060
\$315 | 
O5 Cutting Board
11 $\frac{1}{2}$ " x 16 $\frac{1}{4}$ "
Maple
MAC-40S
112.0688.104
\$330 | 
O6 Cutting Board
11 $\frac{1}{2}$ " x 18"
Maple
MA2-40S
112.0688.102
\$330 | |
| 
O7 Roller Mat
11 $\frac{3}{4}$ " x 16 $\frac{1}{2}$ "
Stainless
PKG14-31RM
112.0256.867
\$220 | 
O8 Roller Mat
18 $\frac{1}{16}$ " x 17 $\frac{1}{16}$ "
Stainless
MA2-31RM
112.0080.355
\$260 | 
O9 Universal Roller Mat
18 $\frac{1}{16}$ " x 20"
Stainless
UV-36RM
112.0391.220
\$270 | 
O10 Colorline Strainer Basket
900-PWT
900-SHG
900-SLG
900-MBK
900-CHA
900-OYS
900-MOC
\$110
Color shown is Champagne | 
O11 Colorline Disposer Flange Kit
WD-900-PWT
WD-900-SHG
WD-900-SLG
WD-900-MBK
WD-900-CHA
WD-900-OYS
WD-900-MOC
\$140
Color shown is Matte Black | 
O12 Colorline Drain Cover
4 $\frac{1}{2}$ "
RNDCVR-PWT
RNDCVR-SHG
RNDCVR-SLG
RNDCVR-MBK
RNDCVR-CHA
RNDCVR-OYS
RNDCVR-MOC
\$90
RNDCVR
Stainless
112.0532.169
\$150
Color shown is Stainless | 
A1 Strainer Basket
Chrome
1145
112.0055.508
\$70
Included
Satin Nickel
1145SN
112.0185.195
\$80
Optional |

Note: All accessories sold separately unless otherwise indicated. Design of custom accessories subject to change without notice. It is absolutely critical that you have the sink and any custom sink accessories on-site prior to any cut or modification to the countertop. Franke will not be responsible for any errors in countertop preparation and sink installation.

Maris

MARIS



MAG61023-OYS-S

114.0687.187

\$960

Interior Dimensions: 23½" x 16¹¹/₁₆" x 9½"
 Exterior Dimensions: 25" x 22"
 Minimum Cabinet Size: 27" (topmount)
 30" (undermount)

Weight: 35 lbs.

Corner Radius: 16mm

Installation: Dual Mount

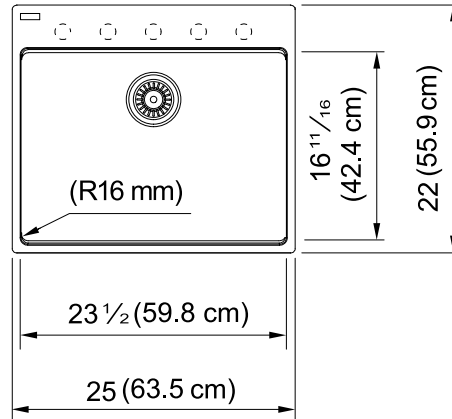
Pre-scored Faucet Hole: 1 to 5

Accessories Optional

O1 O5 O7 O11 O12 O13 O14

Accessories Included

A1



Polar White
 MAG61023-PWT-S
 114.0687.188
\$960

Stone Grey
 MAG61023-SHG-S
 114.0687.189
\$960

Slate Grey
 MAG61023-SLG-S
 114.0713.085
\$960

Onyx
 MAG61023-ONY-S
 114.0687.186
\$960

Matte Black
 MAG61023-MBK-S
 114.0687.184
\$960

Champagne
 MAG61023-CHA-S
 114.0687.183
\$960

Oyster
 MAG61023-OYS-S
 114.0687.187
\$960

Mocha
 MAG61023-MOC-S
 114.0687.185
\$960

MARIS



Laundry Sink

MAG61023L-PWT-S

114.0637.914

\$1,055



Suitable for
 laundry/utility

Interior Dimensions: 23⁷/₁₆" x 17" x 12"
 Exterior Dimensions: 25" x 22"
 Minimum Cabinet Size: 27" (topmount)
 30" (undermount)

Weight: 35 lbs.

Corner Radius: 16mm

Installation: Dual Mount

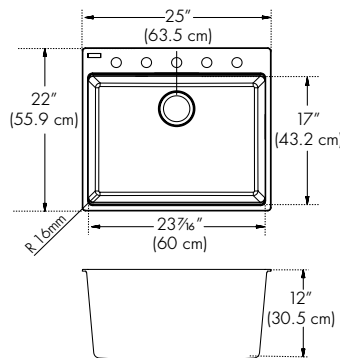
Pre-scored Faucet Hole: 1 to 5

Accessories Optional

O3 O8 O9 O12 O13 O14

Accessories Included

A1



Polar White
 MAG61023L-PWT-S
 114.0637.914
\$1,055

Stone Grey
 MAG61023L-SHG-S
 114.0637.913
\$1,055

Slate Grey
 MAG61023L-SLG-S
 114.0713.077
\$1,055

Onyx
 MAG61023L-ONY-S
 114.0637.912
\$1,055

Matte Black
 MAG61023L-MBK-S
 114.0637.918
\$1,055

Champagne
 MAG61023L-CHA-S
 114.0637.917
\$1,055

Oyster
 MAG61023L-OYS-S
 114.0637.916
\$1,055

Mocha
 MAG61023L-MOC-S
 114.0688.146
DISCONTINUED

Note: All accessories sold separately unless otherwise indicated. Design of custom accessories subject to change without notice. It is absolutely critical that you have the sink and any custom sink accessories on-site prior to any cut or modification to the countertop. Franke will not be responsible for any errors in countertop preparation and sink installation.



MAG61029-SLG-S
114.0713.087
\$1,045

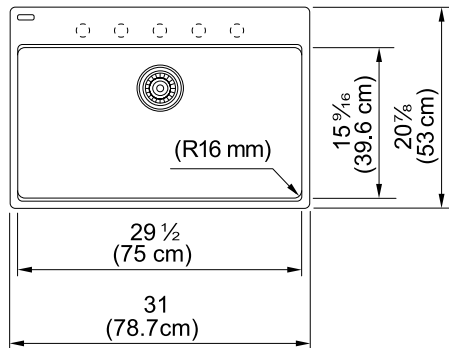
Interior Dimensions: 29½" x 15⅞" x 9½"
Exterior Dimensions: 31" x 20⅞"
Minimum Cabinet Size: 33" (topmount)
36" (undermount)
Weight: 37 lbs.
Corner Radius: 16mm
Installation: Dual Mount
Pre-scored Faucet Hole: 1 to 5

Accessories Optional

O2 O4 O6 O10 O12 O13 O14

Accessories Included

A1



- Polar White
MAG61029-PWT-S
114.0687.253
\$1,045
- Stone Grey
MAG61029-SHG-S
114.0687.254
\$1,045
- Slate Grey
MAG61029-SLG-S
114.0713.087
\$1,045
- Onyx
MAG61029-ONY-S
114.0687.251
\$1,045
- Matte Black
MAG61029-MBK-S
114.0687.249
\$1,045
- Champagne
MAG61029-CHA-S
114.0687.248
\$1,045
- Oyster
MAG61029-OYS-S
114.0687.252
\$1,045
- Mocha
MAG61029-MOC-S
114.0687.250
\$1,045

ACCESSORIES OPTIONAL

- | | | | | | |
|--|--|--|---|---|---|
| <p>O1 Bottom Grid
21⅞" x 15⅞"
Stainless
MA-23-36S
112.0687.977
\$330</p> | <p>O2 Bottom Grid
27⅞" x 14"
Stainless
MA-29-36S
112.0687.980
\$345</p> | <p>O3 Colander
6⅞" x 17⅞" x 2⅞"
Stainless
PE-70S
112.0334.171
\$385</p> | <p>O4 Colander
6⅞" x 16"
Stainless
MAC-70S
112.0688.103
\$320</p> | <p>O5 Colander
6⅞" x 17⅞" x 2⅞"
Stainless
PX-70S
112.0066.060
\$315</p> | <p>O6 Cutting Board
11⅞" x 16⅞"
Maple
MAC-40S
112.0688.104
\$330</p> |
| <p>O7 Cutting Board
11⅞" x 18"
Maple
MA2-40S
112.0688.102
\$330</p> | <p>O8 Cutting Board
11⅞" x 18⅜"
Maple
MA3-40S
112.0643.597
\$330</p> | <p>O9 Utility Roller Mat
18⅞" x 17½"
Stainless
MA-17-31LRM
112.0643.576
\$270</p> | <p>O10 Roller Mat
11¾" x 16⅞"
Stainless
PKG14-31RM
112.0256.867
\$220</p> | <p>O11 Roller Mat
18⅞" x 17⅞"
Stainless
MA2-31RM
112.0080.355
\$260</p> | <p>O12 Colorline Strainer Basket
900-PWT
900-SHG
900-SLG
900-MBK
900-CHA
900-OYS
900-MOC
\$110
Color shown is Champagne</p> |
| <p>O13 Colorline Disposer Flange Kit
WD-900-PWT
WD-900-SHG
WD-900-SLG
WD-900-MBK
WD-900-CHA
WD-900-OYS
WD-900-MOC
\$140
Color shown is Matte Black</p> | <p>O14 Colorline Drain Cover
4½"
RNDCVR-PWT
RNDCVR-SHG
RNDCVR-SLG
RNDCVR-MBK
RNDCVR-CHA
RNDCVR-OYS
RNDCVR-MOC
\$90
RNDCVR
Stainless
112.0532.169
\$150
Color shown is Stainless</p> | <p>A1 Strainer Basket
Chrome
1145
112.0055.508
\$70
Included
Satin Nickel
1145SN
112.0185.195
\$80
Optional</p> | <p>Active
Matte Black
ACT-PO-MBK
115.0656.848
\$975
Optional
<i>Available in 7 finishes</i></p> | | |



MAG61031-OYS-S
114.0687.117
\$1,055

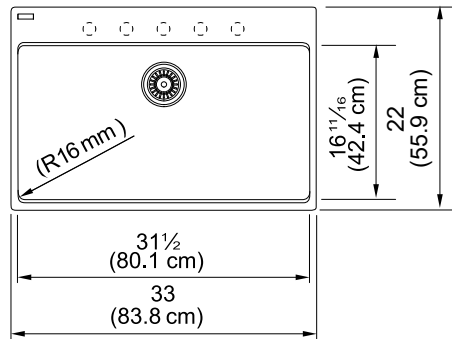
Interior Dimensions: 31½" x 16¹¹/₁₆" x 9½"
Exterior Dimensions: 33" x 22"
Minimum Cabinet Size: 36"
Weight: 39 lbs.
Corner Radius: 16mm
Installation: Dual Mount
Pre-scored Faucet Hole: 1 to 5

Accessories Optional

- O4
- O5
- O8
- O12
- O14
- O15
- O16

Accessories Included

- A1



- Polar White
MAG61031-PWT-S
114.0687.118
\$1,055
- Stone Grey
MAG61031-SHG-S
114.0687.119
\$1,055
- Slate Grey
MAG61031-SLG-S
114.0713.089
\$1,055
- Onyx
MAG61031-ONY-S
114.0687.116
\$1,055
- Matte Black
MAG61031-MBK-S
114.0687.114
\$1,055
- Champagne
MAG61031-CHA-S
114.0687.113
\$1,055
- Oyster
MAG61031-OYS-S
114.0687.117
\$1,055
- Mocha
MAG61031-MOC-S
114.0687.115
\$1,055



MAG61031OW-CHA-S
114.0637.924
\$1,055

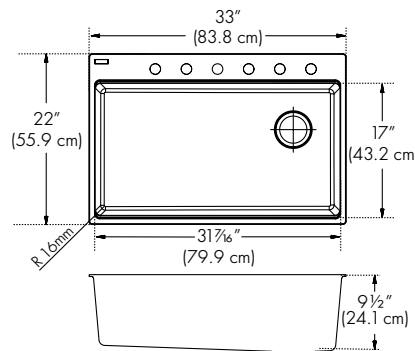
Interior Dimensions: 31¹¹/₁₆" x 17" x 9½"
Exterior Dimensions: 33" x 22"
Minimum Cabinet Size: 36"
Weight: 40 lbs.
Corner Radius: 16mm
Installation: Dual Mount
Pre-scored Faucet Hole: 1 to 6

Accessories Optional

- O1
- O6
- O9
- O11
- O14
- O15
- O16

Accessories Included

- A1



- Polar White
MAG61031OW-PWT-S
114.0637.921
\$1,055
- Stone Grey
MAG61031OW-SHG-S
114.0637.920
\$1,055
- Slate Grey
MAG61031OW-SLG-S
114.0713.079
\$1,055
- Onyx
MAG61031OW-ONY-S
114.0637.919
\$1,055
- Matte Black
MAG61031OW-MBK-S
114.0637.925
\$1,055
- Champagne
MAG61031OW-CHA-S
114.0637.924
\$1,055
- Oyster
MAG61031OW-OYS-S
114.0637.923
\$1,055
- Mocha
MAG61031OW-MOC-S
114.0688.145
\$1,055

Note: All accessories sold separately unless otherwise indicated. Design of custom accessories subject to change without notice. It is absolutely critical that you have the sink and any custom sink accessories on-site prior to any cut or modification to the countertop. Franke will not be responsible for any errors in countertop preparation and sink installation.



Low Divide Sink

MAG6601611LD-MOC-S

114.0687.236

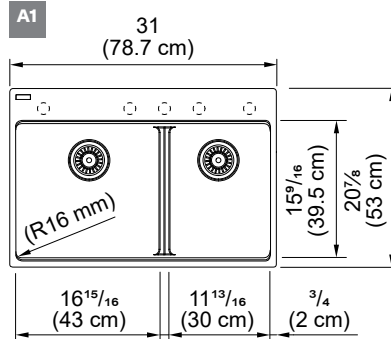
\$1,120

Interior Dimensions: 29½" x 15⅝" x 9½"
 Low Divide Bowl Depth: 5½"
 Exterior Dimensions: 31" x 20⅞"
 Minimum Cabinet Size: 33" (topmount)
 36" (undermount)
 Weight: 39 lbs.
 Corner Radius: 16mm
 Installation: Dual Mount
 Pre-scored Faucet Hole: 1 to 5

Accessories Optional

O2 O3 O7 O10 O13 O14 O15 O16

Accessories Included



- Polar White
MAG6601611LD-PWT-S
114.0687.239
\$1,120
- Stone Grey
MAG6601611LD-SHG-S
114.0687.240
\$1,120
- Slate Grey
MAG6601611LD-SLG-S
114.0713.097
\$1,120
- Onyx
MAG6601611LD-ONY-S
114.0687.237
\$1,120
- Matte Black
MAG6601611LD-MBK-S
114.0687.235
\$1,120
- Champagne
MAG6601611LD-CHA-S
114.0687.234
\$1,120
- Oyster
MAG6601611LD-OYS-S
114.0687.238
\$1,120
- Mocha
MAG6601611LD-MOC-S
114.0687.236
\$1,120

ACCESSORIES OPTIONAL

- | | | | | | |
|--|---|--|--|--|---|
| <p>O1 Bottom/
Shelf Grid
(Left) 14⅞" x 15⅞"
(Right) 14⅞" x 15⅞"
Stainless
MA-31-36S
112.0643.593
\$370</p> | <p>O2 Bottom Grid
15⅞" x 14"
Stainless
MA-16-36S
112.0687.994
\$310</p> | <p>O3 Bottom Grid
10⅞" x 14"
Stainless
MA-11-36S
112.0687.995
\$280</p> | <p>O4 Bottom/
Shelf Grid
29⅞" x 15⅞"
Stainless
MA2-31-36S
112.0687.991
\$370</p> | <p>O5 Colander
6⅞" x 17⅞" x 2⅞"
Stainless
PX-70S
112.0066.060
\$315</p> | <p>O6 Colander
6⅞" x 17⅞" x 2⅞"
Stainless
PE-70S
112.0334.171
\$385</p> |
| <p>O7 Colander
6⅞" x 16"
Stainless
MAC-70S
112.0688.103
\$320</p> | <p>O8 Cutting Board
11⅞" x 18"
Maple
MA2-40S
112.0688.102
\$330</p> | <p>O9 Cutting Board
11⅞" x 18⅞"
Maple
MA3-40S
112.0643.597
\$330</p> | <p>O10 Cutting Board
11⅞" x 16⅞"
Maple
MAC-40S
112.0688.104
\$330</p> | <p>O11 Roller Mat
18⅞" x 17⅞"
Stainless
MA-31RM
112.0643.591
\$275</p> | <p>O12 Roller Mat
18⅞" x 17⅞"
Stainless
MA2-31RM
112.0080.355
\$260</p> |
| <p>O13 Roller Mat
11⅞" x 16⅞"
Stainless
PKG14-31RM
112.0256.867
\$220</p> | <p>O14 Colorline Strainer Basket
900-PWT
900-SHG
900-SLG
900-MBK
900-CHA
900-OYS
900-MOC
\$110
Color shown is Champagne</p> | <p>O15 Colorline Disposer Flange Kit
WD-900-PWT
WD-900-SHG
WD-900-SLG
WD-900-MBK
WD-900-CHA
WD-900-OYS
WD-900-MOC
\$140
Color shown is Matte Black</p> | <p>O16 Colorline Drain Cover
4½"
RNDCVR-PWT
RNDCVR-SHG
RNDCVR-SLG
RNDCVR-MBK
RNDCVR-CHA
RNDCVR-OYS
RNDCVR-MOC
\$90
RNDCVR
Stainless
112.0532.169
\$150
Color shown is Stainless</p> | <p>A1 Strainer Basket
Chrome
1145
112.0055.508
\$70
Included
Satin Nickel
1145SN
112.0185.195
\$80
Optional</p> | <p>Active
Matte Black
ACT-PO-MBK
115.0656.848
\$975
Optional
<i>Available in 7 finishes</i></p> |



MAG6201414-ONY-S

114.0687.223
\$1,120

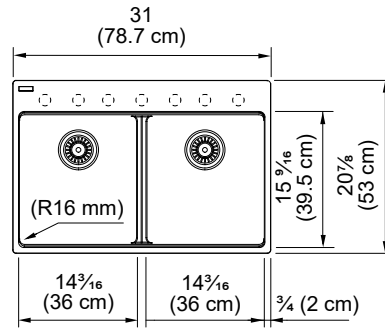
Interior Dimensions: 29½" x 15⅞" x 9½"
Exterior Dimensions: 31" x 20⅞"
Minimum Cabinet Size: 33" (topmount)
36" (undermount)
Weight: 42 lbs.
Corner Radius: 16mm
Installation: Dual Mount
Pre-scored Faucet Hole: 1 to 7


Accessories Optional

O3 O5 O7 O9 O11 O12 O13

Accessories Included

A1



-  Polar White
MAG6201414-PWT-S
114.0687.225
\$1,120
-  Stone Grey
MAG6201414-SHG-S
114.0687.226
\$1,120
-  Slate Grey
MAG6201414-SLG-S
114.0713.093
\$1,120
-  Onyx
MAG6201414-ONY-S
114.0687.223
\$1,120
-  Matte Black
MAG6201414-MBK-S
114.0687.221
\$1,120
-  Champagne
MAG6201414-CHA-S
114.0687.220
\$1,120
-  Oyster
MAG6201414-OYS-S
114.0687.224
\$1,120
-  Mocha
MAG6201414-MOC-S
114.0687.222
\$1,120



Low Divide Sink

MAG6601812LD-SHG-S

114.0687.154
\$1,160

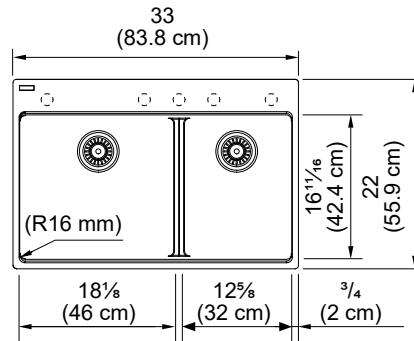
Interior Dimensions: 31½" x 16⅞" x 9½"
Low Divide Bowl Depth: 5½"
Exterior Dimensions: 33" x 22"
Minimum Cabinet Size: 36"
Weight: 42 lbs.
Corner Radius: 16mm
Installation: Dual Mount
Pre-scored Faucet Hole: 1 to 5









Accessories Optional

O1 O2 O6 O8 O10 O11 O12 O13

Accessories Included

A1



-  Polar White
MAG6601812LD-PWT-S
114.0687.153
\$1,160
-  Stone Grey
MAG6601812LD-SHG-S
114.0687.154
\$1,160
-  Slate Grey
MAG6601812LD-SLG-S
114.0713.099
\$1,160
-  Onyx
MAG6601812LD-ONY-S
114.0687.151
\$1,160
-  Matte Black
MAG6601812LD-MBK-S
114.0687.149
\$1,160
-  Champagne
MAG6601812LD-CHA-S
114.0687.148
\$1,160
-  Oyster
MAG6601812LD-OYS-S
114.0687.152
\$1,160
-  Mocha
MAG6601812LD-MOC-S
114.0687.150
\$1,160

Note: All accessories sold separately unless otherwise indicated. Design of custom accessories subject to change without notice. It is absolutely critical that you have the sink and any custom sink accessories on-site prior to any cut or modification to the countertop. Franke will not be responsible for any errors in countertop preparation and sink installation.



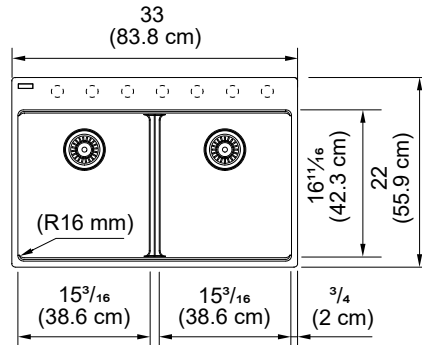
MAG6201515-PWT-S
114.0687.132
\$1,160

Interior Dimensions: 31½" x 16¹¹/₁₆" x 9½"
Exterior Dimensions: 33" x 22"
Minimum Cabinet Size: 36"
Weight: 43 lbs.
Corner Radius: 16mm
Installation: Dual Mount
Pre-scored Faucet Hole: 1 to 7

Accessories Optional



Accessories Included



ACCESSORIES OPTIONAL



O1 Bottom Grid
16¹/₁₆" x 15¹/₁₆"
Stainless
MA-18-36S
112.0687.996
\$315



O2 Bottom Grid
11³/₁₆" x 15¹/₁₆"
Stainless
MA-12-36S
112.0687.997
\$290



O3 Bottom Grid
12¹/₂" x 14"
Stainless
MA-14-36S
112.0687.992
\$300



O4 Bottom Grid
13³/₈" x 15¹/₁₆"
Stainless
MA-15-36S
112.0687.993
\$305



O5 Roller Mat
11³/₈" x 16¹/₁₆"
Stainless
PKG14-31RM
112.0256.867
\$220



O6 Roller Mat
18¹/₁₆" x 17³/₁₆"
Stainless
MA2-31RM
112.0080.355
\$260



O7 Colander
6³/₁₆" x 16"
Stainless
MAC-70S
112.0688.103
\$320



O8 Colander
6³/₁₆" x 17³/₁₆" x 2¹/₈"
Stainless
PX-70S
112.0066.060
\$315



O9 Cutting Board
11³/₈" x 16¹/₁₆"
Maple
MAC-40S
112.0688.104
\$330



O10 Maple Cutting Board
11³/₈" x 18"
Solid Wood
MA2-40S
112.0688.102
\$330



O11 Colorline Strainer Basket
900-PWT
900-SHG
900-SLG
900-MBK
900-CHA
900-OYS
900-MOC
\$110
Color shown is Champagne



O12 Colorline Disposer Flange Kit
WD-900-PWT
WD-900-SHG
WD-900-SLG
WD-900-MBK
WD-900-CHA
WD-900-OYS
WD-900-MOC
\$140
Color shown is Matte Black











O13 Colorline Drain Cover
4¹/₂"
RNDCVR-PWT
RNDCVR-SHG
RNDCVR-SLG
RNDCVR-MBK
RNDCVR-CHA
RNDCVR-OYS
RNDCVR-MOC
\$90
RNDCVR
Stainless
112.0532.169
\$150
Color shown is Stainless



A1 Strainer Basket
Chrome
1145
112.0055.508
\$70
Included
Satin Nickel
1145SN
112.0185.195
\$80
Optional



Active
Matte Black
ACT-PO-MBK
115.0656.848
\$975
Optional
Available in 7 finishes

-  **Polar White**
MAG6201515-PWT-S
114.0687.132
\$1,160
-  **Stone Grey**
MAG6201515-SHG-S
114.0687.133
\$1,160
-  **Slate Grey**
MAG6201515-SLG-S
114.0713.095
\$1,160
-  **Onyx**
MAG6201515-ONY-S
114.0687.130
\$1,160
-  **Matte Black**
MAG6201515-MBK-S
114.0687.128
\$1,160
-  **Champagne**
MAG6201515-CHA-S
114.0687.127
\$1,160
-  **Oyster**
MAG6201515-OYS-S
114.0687.131
\$1,160
-  **Mocha**
MAG6201515-MOC-S
114.0687.129
DISCONTINUED

Maris ADA



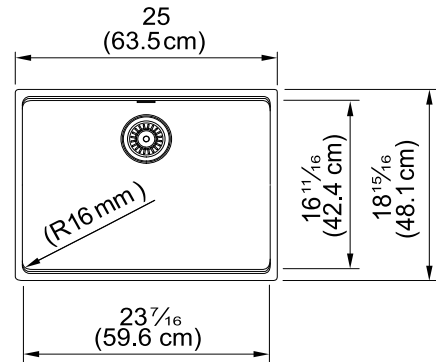
MAG11023ADA-CHA-S
125.0687.176
\$995









Interior Dimensions: 23⁷/₁₆" x 16¹¹/₁₆" x 5"
Exterior Dimensions: 25" x 18¹⁵/₁₆"
Minimum Cabinet Size: 27"
Weight: 32 lbs.
Corner Radius: 16mm
Installation: Undermount

Accessories Optional



Accessories Included



-  Polar White
MAG11023ADA-PWT-S
125.0687.181
\$995
-  Stone Grey
MAG11023ADA-SHG-S
125.0687.182
\$995
-  Slate Grey
MAG11023ADA-SLG-S
125.0713.105
\$995
-  Onyx
MAG11023ADA-ONY-S
125.0687.179
\$995
-  Matte Black
MAG11023ADA-MBK-S
125.0687.177
\$995
-  Champagne
MAG11023ADA-CHA-S
125.0687.176
\$995
-  Oyster
MAG11023ADA-OYS-S
125.0687.180
\$995
-  Mocha
MAG11023ADA-MOC-S
125.0687.178
\$995



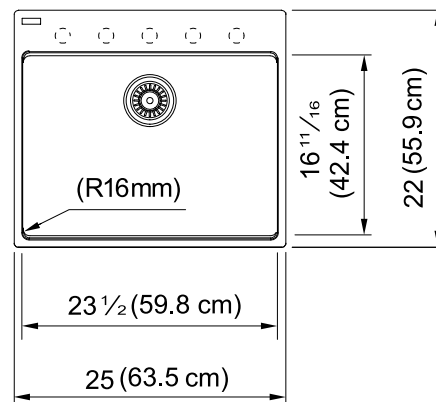
MAG61023ADA-MBK-S
114.0687.191
\$960

Interior Dimensions: 23¹/₂" x 16¹¹/₁₆" x 5"
Exterior Dimensions: 25" x 22"
Minimum Cabinet Size: 27" (topmount)
30" (undermount)
Weight: 34 lbs.
Corner Radius: 16mm
Installation: Dual Mount
Pre-scored Faucet Hole: 1 to 5

Accessories Optional



Accessories Included



-  Polar White
MAG61023ADA-PWT-S
114.0687.195
\$960
-  Stone Grey
MAG61023ADA-SHG-S
114.0687.196
\$960
-  Slate Grey
MAG61023ADA-SLG-S
114.0713.083
\$960
-  Onyx
MAG61023ADA-ONY-S
114.0687.193
\$960
-  Matte Black
MAG61023ADA-MBK-S
114.0687.191
\$960
-  Champagne
MAG61023ADA-CHA-S
114.0687.190
\$960
-  Oyster
MAG61023ADA-OYS-S
114.0687.194
\$960
-  Mocha
MAG61023ADA-MOC-S
114.0687.192
\$960

Maris ADA

ACCESSORIES OPTIONAL



O1 Bottom Grid
22⁵/₁₆" x 15³/₄"
Stainless
MAA-23-36S
112.0687.998
\$330



O2 Colander
6⁷/₈" x 17³/₁₆" x 2¹/₈"
Stainless
PX-70S
112.0066.060
\$315



O3 Cutting Board
11⁵/₈" x 18"
Maple
MA2-40S
112.0688.102
\$330



O4 Roller Mat
18¹/₁₆" x 17⁷/₁₆"
Stainless
MA2-31RM
112.0080.355
\$260



O5 Colorline Strainer Basket
900-PWT
900-SHG
900-SLG
900-MBK
900-CHA
900-OYS
900-MOC
\$110
Color shown is
Champagne



O6 Colorline Disposer Flange Kit
WD-900-PWT
WD-900-SHG
WD-900-SLG
WD-900-MBK
WD-900-CHA
WD-900-OYS
WD-900-MOC
\$140
Color shown is
Matte Black



O7 Colorline Drain Cover
4¹/₂"
RNDCVR-PWT
RNDCVR-SHG
RNDCVR-SLG
RNDCVR-MBK
RNDCVR-CHA
RNDCVR-OYS
RNDCVR-MOC
\$90
RNDCVR
Stainless
112.0532.169
\$150
Color shown is
Stainless



A1 Strainer Basket
Chrome
1145
112.0055.508
\$70
Included
Satin Nickel
1145SN
112.0185.195
\$80
Optional



Active
Matte Black
ACT-PO-MBK
115.0656.848
\$975
Optional
*Available in
7 finishes*

Workcenters

Optimize every inch of your sink.





MYTHOS

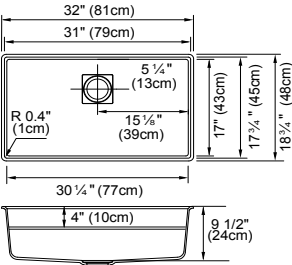


PKG11031PWT-WKC
125.0672.240
\$1,915

Interior Dimensions: 31" x 17 $\frac{3}{4}$ " x 9 $\frac{1}{2}$ "
Exterior Dimensions: 32" x 18 $\frac{3}{4}$ "
Minimum Cabinet Size: 36"
Weight: 45 lbs.
Corner Radius: 10mm
Installation: Undermount

Accessories Included

- A1
- A2
- A3
- A4
- A5



- Polar White
PKG11031PWT-WKC
125.0672.240
\$1,915
- Stone Grey
PKG11031SHG-WKC
125.0672.241
\$1,915
- Slate Grey
PKG11031SLG-WKC
125.0715.371
\$1,915
- Onyx
PKG11031ONY-WKC
125.0672.232
\$1,915
- Matte Black
PKG11031MBK-WKC
125.0672.235
\$1,915
- Champagne
PKG11031CHA-WKC
125.0672.234
\$1,915
- Oyster
PKG11031OYS-WKC
125.0672.237
\$1,915
- Mocha
PKG11031MOC-WKC
125.0672.236
DISCONTINUED

ACCESSORIES INCLUDED



A1 Bottom Roller Mat
25 $\frac{1}{8}$ " x 13 $\frac{3}{4}$ "
Stainless
PKG31-36RM
112.0391.216
\$335



A2 Shelf Roller Mat
18 $\frac{7}{8}$ " x 16 $\frac{1}{8}$ "
Stainless
PKG18-31RM
112.0391.218
\$250



A3 Cutting Board
14 $\frac{3}{8}$ " x 18 $\frac{3}{8}$ "
Solid Wood
PG-40S
112.0434.912
\$375



A4 Strainer Basket
Chrome
1145
112.0055.508
\$70



A5 Drain Cover
Stainless
PKGCVR
112.0395.171
\$150

Maris



MARIS



Low Divide Sink

MAG1601812LD-CHA -WKC

125.0721.527

\$1,975

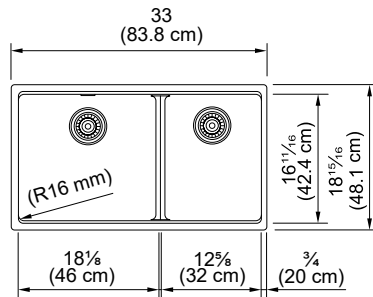
Interior Dimensions: 31½" x 16¹/₁₆" x 9½"
 Low Divide Bowl Depth: 5½"
 Exterior Dimensions: 33" x 18⁵/₁₆"
 Minimum Cabinet Size: 36"
 Weight: 40 lbs.
 Corner Radius: 16mm
 Installation: Undermount

Accessories Included

A1 A2 A3 A4 A5

Accessories Optional

O1 O2 O3 O4



ACCESSORIES INCLUDED



A1 Bottom Grid
 16¹/₁₆" x 15¹/₁₆"
 Stainless
 MA-18-36S
 112.0687.996
\$315



A2 Bottom Grid
 11¹/₁₆" x 15¹/₁₆"
 Stainless
 MA-12-36S
 112.0687.997
\$290











A3 Colander
 6⁷/₈" x 17¹/₁₆" x 2¹/₈"
 Stainless
 PX-70S
 112.0066.060
\$315



A4 Cutting Board
 11¹/₁₆" x 18"
 Solid Wood
 MA2-40S
 112.0688.102
\$330



A5 Strainer Basket
 Chrome
 1145
 112.0055.508
\$70

-  Polar White
 MAG1601812LD-PWT-WKC
 125.0721.562
\$1,975
-  Stone Grey
 MAG1601812LD-SHG-WKC
 125.0721.564
\$1,975
-  Slate Grey
 MAG1601812LD-SLG-WKC
 125.0721.565
\$1,975
-  Onyx
 MAG1601812LD-ONY-WKC
 125.0721.530
\$1,975
-  Matte Black
 MAG1601812LD-MBK-WKC
 125.0721.528
\$1,975
-  Champagne
 MAG1601812LD-CHA -WKC
 125.0721.527
\$1,975
-  Oyster
 MAG1601812LD-OYS-WKC
 125.0721.561
\$1,975
-  Mocha
 MAG1601812LD-MOC-WKC
 125.0721.529
\$1,975



MARIS



Interior Dimensions: 31 $\frac{1}{8}$ " x 17" x 9 $\frac{1}{2}$ "
 Exterior Dimensions: 33" x 19 $\frac{5}{8}$ "
 Minimum Cabinet Size: 36"
 Weight: 45 lbs.
 Corner Radius: 16mm
 Installation: Undermount

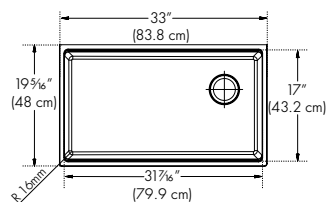
Accessories Included



MAG110310W-MBK-WKC


125.0672.245

\$1,640



- 
Polar White
 MAG110310W-PWT-WKC
 125.0672.247
\$1,705
- 
Stone Grey
 MAG110310W-SHG-WKC
 125.0672.248
\$1,705
- 
Slate Grey
 MAG110310W-SLG-WKC
 125.0715.372
\$1,705
- 
Onyx
 MAG110310W-ONY-WKC
 125.0672.243
\$1,705
- 
Matte Black
 MAG110310W-MBK-WKC
 125.0672.245
\$1,705
- 
Champagne
 MAG110310W-CHA-WKC
 125.0672.244
\$1,705
- 
Oyster
 MAG110310W-OYS-WKC
 125.0672.246
\$1,705

ACCESSORIES INCLUDED



A1 Bottom Grid
 (Left) 14 $\frac{7}{8}$ " x 15 $\frac{1}{8}$ "
 (Right) 14 $\frac{1}{2}$ " x 15 $\frac{1}{8}$ "
 Stainless
 MA-31-36S
 112.0643.593
\$370



A2 Colander
 6 $\frac{1}{8}$ " x 17 $\frac{3}{8}$ " x 2 $\frac{1}{8}$ "
 Stainless
 PE-70S
 112.0334.171
\$385



A3 Cutting Board
 11 $\frac{1}{8}$ " x 18 $\frac{3}{8}$ "
 Solid Wood
 MA3-40S
 112.0643.597
\$330



A4 Strainer Basket
 Chrome
 1145
 112.0055.508
\$70

Peak

Flawless features.



Precise and elegant in style, this premium range of sinks will complement those with a flair for contemporary and minimalist design. With a tighter 10 mm sink corner radius and a flush drain cover, Peak is sure to integrate seamlessly into your kitchen area and bring everything a modern cook requires: attention to detail and absolute elegance.



Easy to maintain

Franke granite sinks are resistant to temperatures up to 536° F and impact and thermal shock. They are also stain-resistant — even red wine will not leave a mark.

Versatile workspace

The roller mat offers a wealth of uses for rinsing produce or drying dishes. It can also be used as a trivet for hot cookware or as a plating area.

Optimize every inch of your sink

This intelligent workcenter system provides all the essentials needed for food prep or impromptu meals. It was designed for multitasking and seamlessly blends into the most active area in the house: the kitchen.





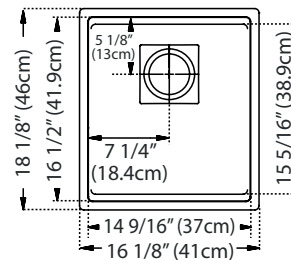
PKG110-14PWT
125.0641.518
\$980

Interior Dimensions: 14⁹/₁₆" x 16¹/₂" x 7⁷/₈"
Exterior Dimensions: 16¹/₈" x 18¹/₈"
Minimum Cabinet Size: 21"
Weight: 20 lbs.
Integral Franke Ledge System
Corner Radius: 10mm
Installation: Undermount

Accessories Optional



Accessories Included



Polar White
PKG110-14PWT
125.0641.518
\$980

Stone Grey
PKG110-14SG
125.0573.471
\$980

Slate Grey
PKG110-14SLG
125.0713.127
\$980

Onyx
PKG110-14ON
125.0573.460
\$980

Matte Black
PKG110-14MBK
125.0637.104
\$980

Champagne
PKG110-14CH
125.0573.458
\$980

Oyster
PKG110-14OYS
125.0641.517
\$980

Mocha
PKG110-14ES
125.0573.459
DISCONTINUED



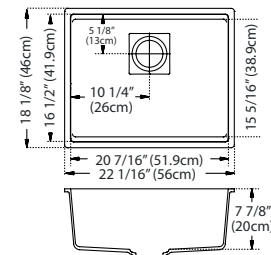
PKG110-20MBK
125.0637.088
\$1,040

Interior Dimensions: 20⁷/₁₆" x 16¹/₂" x 7⁷/₈"
Exterior Dimensions: 22¹/₁₆" x 18¹/₈"
Minimum Cabinet Size: 27"
Weight: 24 lbs.
Integral Franke Ledge System
Corner Radius: 10mm
Installation: Undermount

Accessories Optional



Accessories Included



Polar White
PKG110-20PWT
125.0641.516
\$1,040

Stone Grey
PKG110-20SG
125.0573.481
\$1,040

Slate Grey
PKG110-20SLG
125.0713.129
\$1,040

Onyx
PKG110-20ON
125.0573.410
\$1,040

Matte Black
PKG110-20MBK
125.0637.106
\$1,040

Champagne
PKG110-20CH
125.0573.408
\$1,040

Oyster
PKG110-20OYS
125.0641.519
\$1,040

Mocha
PKG110-20ES
125.0573.409
\$1,040



PKG110-31CH
125.0394.664
\$1,225

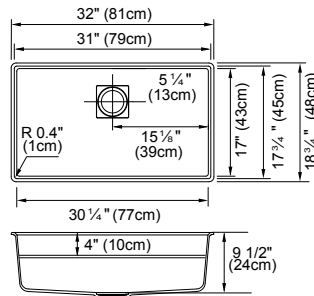
Interior Dimensions: 31" x 17³/₄" x 9¹/₂"
Exterior Dimensions: 32" x 18³/₄"
Minimum Cabinet Size: 36"
Weight: 38 lbs.
Integral Franke Ledge System
Corner Radius: 10mm
Installation: Undermount





Accessories Optional

- O3 O4 O6 O7 O8

Accessories Included

- A1 A2



-  Polar White
PKG110-31PWT
125.0641.507
\$1,225
-  Stone Grey
PKG110-31SG
125.0508.024
\$1,225
-  Slate Grey
PKG110-31SLG
125.0713.125
\$1,225
-  Onyx
PKG110-31ON
125.0394.666
\$1,225
-  Matte Black
PKG110-31MBK
125.0637.108
\$1,225
-  Champagne
PKG110-31CH
125.0394.664
\$1,225
-  Oyster
PKG110-31OYS
125.0641.509
\$1,225
-  Mocha
PKG110-31ES
125.0394.665
DISCONTINUED

ACCESSORIES OPTIONAL

- | | | | | | |
|---|--|---|---|---|---|
| <p>O1 Bottom Roller Mat
11¹/₁₆" x 13¹/₂"
Stainless
PKG14-36RM
112.0594.070
\$250</p> | <p>O2 Bottom Roller Mat
17³/₄" x 13¹/₂"
Stainless
PKG20-36RM
112.0594.141
\$290</p> | <p>O3 Bottom Roller Mat
25³/₄" x 13³/₄"
Stainless
PKG31-36RM
112.0391.216
\$335</p> | <p>O4 Shelf Roller Mat
18⁷/₁₆" x 16³/₁₆"
Stainless
PKG18-31RM
112.0391.218
\$250</p> | <p>O5 Roller Mat
11³/₄" x 16¹/₄"
Stainless
PKG14-31RM
112.0256.867
\$220</p> | <p>O6 Cutting Board
14³/₈" x 18³/₈"
Solid Wood
PG-40S
112.0434.912
\$375</p> |
| <p>O7 Colorline Strainer Basket
900-PWT
900-SHG
900-SLG
900-MBK
900-CHA
900-OYS
900-MOC
\$110
Color shown is Champagne</p> | <p>O8 Colorline Disposer Flange Kit
WD-900-PWT
WD-900-SHG
WD-900-SLG
WD-900-MBK
WD-900-CHA
WD-900-OYS
WD-900-MOC
\$140
Color shown is Matte Black</p> | <p>A1 Drain Cover
4⁷/₈" x 4⁷/₈"
Stainless
PKGCVR
112.0395.171
\$150
One included</p> | <p>A2 Strainer Basket
Chrome
1145
112.0055.508
\$70
Included
Satin Nickel
1145SN
112.0185.195
\$80
Optional</p> | <p>Icon
Polished Chrome
ICN-PO-CHR
115.0690.303
\$1,400
Optional</p> | |

Note: All accessories sold separately unless otherwise indicated. Design of custom accessories subject to change without notice. It is absolutely critical that you have the sink and any custom sink accessories on-site prior to any cut or modification to the countertop. Franke will not be responsible for any errors in countertop preparation and sink installation.



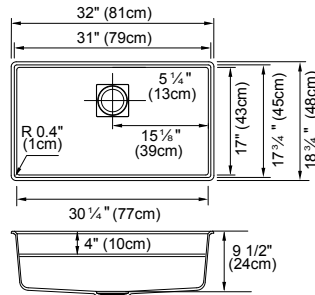
PKG11031OYS-WKC
125.0672.237
\$1,915

Interior Dimensions: 31" x 17³/₄" x 9¹/₂"
Exterior Dimensions: 32" x 18³/₄"
Minimum Cabinet Size: 36"
Weight: 45 lbs.
Integral Franke Ledge System
Corner Radius: 10mm
Installation: Undermount

Accessories Included



Accessories Optional



- Polar White
PKG11031PWT-WKC
125.0672.240
\$1,915
- Stone Grey
PKG11031SHG-WKC
125.0672.241
\$1,915
- Slate Grey
PKG11031SLG-WKC
125.0715.371
\$1,915
- Onyx
PKG11031ONY-WKC
125.0672.232
\$1,915
- Matte Black
PKG11031MBK-WKC
125.0672.235
\$1,915
- Champagne
PKG11031CHA-WKC
125.0672.234
\$1,915
- Oyster
PKG11031OYS-WKC
125.0672.237
\$1,915
- Mocha
PKG11031MOC-WKC
125.0672.236
DISCONTINUED

ACCESSORIES INCLUDED



A1 Bottom Roller Mat
25³/₄" x 13³/₄"
Stainless
PKG31-36RM
112.0391.216
\$335
Included



A2 Shelf Roller Mat
18⁷/₁₆" x 16³/₁₆"
Stainless
PKG18-31RM
112.0391.218
\$250
Included



A3 Cutting Board
14³/₈" x 18³/₈"
Solid Wood
PG-40S
112.0434.912
\$375
Included



A4 Strainer Basket
Chrome
1145
112.0055.508
\$70
Included



A5 Drain Cover
4⁷/₈" x 4⁷/₈"
Stainless
PKGCVR
112.0395.171
\$150
One included

ACCESSORIES OPTIONAL



O1 Colorline Strainer Basket
900-PWT
900-SHG
900-SLG
900-MBK
900-CHA
900-OYS
900-MOC
\$110
Color shown is Champagne



O2 Colorline Disposer Flange Kit
WD-900-PWT
WD-900-SHG
WD-900-SLG
WD-900-MBK
WD-900-CHA
WD-900-OYS
WD-900-MOC
\$140
Color shown is Matte Black



Icon
Polished Chrome
ICN-PO-CHR
115.0690.303
\$1,400
Optional



Low Divide Sink

PKG160LD-SLG-S

125.0713.131

\$1,360

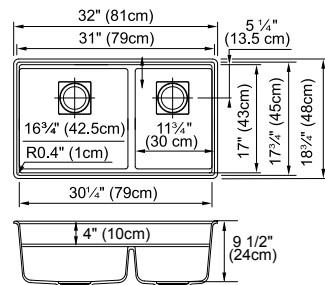
Interior Dimensions: 31" x 17³/₄" x 9¹/₂"
 Low Divide Bowl Depth: 5¹/₂"
 Exterior Dimensions: 32" x 18³/₄"
 Minimum Cabinet Size: 36"
 Weight: 40 lbs.
 Integral Franke Ledge System
 Corner Radius: 10mm
 Installation: Undermount

Accessories Optional

O1 O2 O3 O4 O5 O6

Accessories Included

A1 A2



Polar White
 PKG160LD-PWT-S
 125.0641.511
\$1,360

Stone Grey
 PKG160LD-SHG-S
 125.0508.025
\$1,360

Slate Grey
 PKG160LD-SLG-S
 125.0713.131
\$1,360

Onyx
 PKG160LD-ONY-S
 125.0394.791
\$1,360

Matte Black
 PKG160LD-MBK-S
 125.0637.110
\$1,360

Champagne
 PKG160LD-CHA-S
 125.0394.669
\$1,360

Oyster
 PKG160LD-OYS-S
 125.0394.792
\$1,360

Mocha
 PKG160LD-MOC-S
 125.0394.670
\$1,360

ACCESSORIES OPTIONAL



O1 Shelf Roller Mat
 18⁷/₁₆" x 16⁷/₁₆"
 Stainless
 PKG18-31RM
 112.0391.218
\$250



O2 Bottom Roller Mat
 15" x 13³/₄"
 Stainless
 PKG17-36RM
 112.0391.212
\$270



O3 Bottom Roller Mat
 9³/₄" x 13³/₄"
 Stainless
 PKG12-36RM
 112.0391.214
\$220



O4 Cutting Board
 14¹/₈" x 18³/₈"
 Solid Wood
 PG-40S
 112.0434.912
\$375



O5 Colorline Strainer Basket
 900-PWT
 900-SHG
 900-SLG
 900-MBK
 900-CHA
 900-OYS
 900-MOC
\$110
 Color shown is Champagne



O6 Colorline Disposer Flange Kit
 WD-900-PWT
 WD-900-SHG
 WD-900-SLG
 WD-900-MBK
 WD-900-CHA
 WD-900-OYS
 WD-900-MOC
\$140
 Color shown is Matte Black



A1 Strainer Basket
 Chrome
 1145
 112.0055.508
\$70
 Included
 Satin Nickel
 1145SN
 112.0185.195
\$80
 Optional



A2 Drain Cover
 4¹/₂" x 4¹/₂"
 Stainless
 PKGCVR
 112.0395.171
\$150
 Two included



Icon
 Polished Chrome
 ICN-PO-CHR
 115.0690.303
\$1,400
 Optional

Ellipse

The perfect sink for families.



Available in several configurations, there's an Ellipse sink that's perfect for your space. Franke Fragranite sinks are made from 80% quartz, the hardest component of granite, and bonded using high-quality acrylic resins for a sink that will serve you for years to come.



Versatile installation

Ellipse has installation options to suit any kitchen style, from a seamless-finish undermount to an easy-to-install topmount.

A natural beauty

The collection is offered in a variety of warm, sophisticated and enveloping shades, inspired by natural elements.



Easy to maintain

Franke Fragranite sinks are resistant to temperatures up to 536° F and impact and thermal shock. They are also stain-resistant — even red wine will not leave a mark.

Always colorful

Thanks to UV protection, the granite's beautiful color will not fade, ensuring long-lasting use.

Ellipse



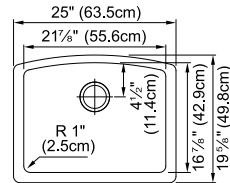
ELG11022SLG-CA
125.0713.005
\$855

Interior Dimensions: 21⁷/₈" x 16⁷/₈" x 9"
Exterior Dimensions: 25" x 19⁵/₈"
Minimum Cabinet Size: 27"
Weight: 30 lbs.
Corner Radius: 25mm
Installation: Undermount

Accessories Optional



Accessories Included



Stone Grey
ELG11022SHG-CA
125.0508.030
DISCONTINUED

Slate Grey
ELG11022SLG-CA
125.0713.005
\$855

Onyx
ELG11022ONY-CA
125.0687.276
\$855

Matte Black
ELG11022MBK-CA
125.0699.564
\$855

Mocha
ELG11022MOC-CA
125.0687.275
\$855

Limited Quantities
Available for All Colors



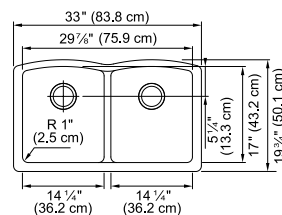
ELG120CHA-CA
125.0687.277
\$990

Interior Dimensions: 29⁷/₈" x 17" x 9"
Exterior Dimensions: 33" x 19³/₄"
Minimum Cabinet Size: 36"
Weight: 37 lbs.
Corner Radius: 25mm
Installation: Undermount

Accessories Optional



Accessories Included



Stone Grey
ELG120SHG-CA
125.0508.029
\$990

Slate Grey
ELG120SLG-CA
125.0713.007
DISCONTINUED

Matte Black
ELG120MBK-CA
125.0699.566
\$990

Champagne
ELG120CHA-CA
125.0687.277
DISCONTINUED

Mocha
ELG120MOC-CA
125.0687.278
\$990

Limited Quantities
Available for All Colors

Ellipse



ELG160SHG-CA
125.0491.521
\$1,005

Interior Dimensions: 29³/₄" x 18⁷/₈" x 9" & 8"
Exterior Dimensions: 33" x 21³/₄"
Minimum Cabinet Size: 36"
Weight: 42 lbs.
Corner Radius: 25mm
Installation: Undermount

Accessories Optional



Accessories Included



Stone Grey
ELG160SHG-CA
125.0491.521
\$1,005

Slate Grey
ELG160SLG-CA
125.0713.009
DISCONTINUED

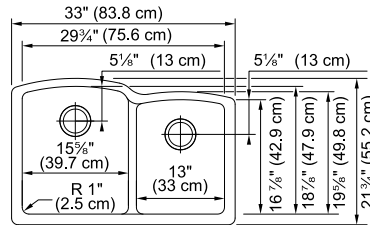
Onyx
ELG160ONY-CA
125.0652.622
\$1,005

Matte Black
ELG160MBK-CA
125.0699.567
\$1,005

Oyster
ELG160OYS-CA
125.0641.530
DISCONTINUED

Mocha
ELG160MOC-CA
125.0687.431
DISCONTINUED

Limited Quantities
Available for All Colors



ACCESSORIES OPTIONAL



O1 Universal Roller Mat
18³/₁₆" x 20"
Stainless
UV-36RM
112.0391.220
\$270



O2 All-In Accessory System 1
AIUS100
112.0655.481
\$400



O3 All-In Accessory System 2
AIUS200
112.0655.488
\$475



O4 All-In Accessory System 3
AIUS300
112.0655.489
\$555



O5 Colorline Strainer Basket
900-PWT
900-SHG
900-SLG
900-MBK
900-CHA
900-OYS
900-MOC
\$110
Color shown is Champagne



O6 Colorline Disposer Flange Kit
WD-900-PWT
WD-900-SHG
WD-900-SLG
WD-900-MBK
WD-900-CHA
WD-900-OYS
WD-900-MOC
\$140
Color shown is Matte Black



A1 Strainer Basket
Chrome
1145
112.0055.508
\$70
Included
Satin Nickel
1145SN
112.0185.195
\$80
Optional

Note: All accessories sold separately unless otherwise indicated. Design of custom accessories subject to change without notice. It is absolutely critical that you have the sink and any custom sink accessories on-site prior to any cut or modification to the countertop. Franke will not be responsible for any errors in countertop preparation and sink installation.

Ellipse



ESPW25229-1-CA

114.0643.361

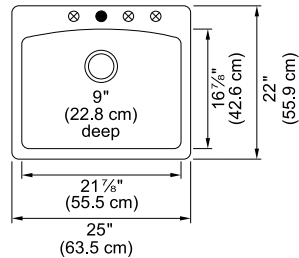
\$750








Interior Dimensions: 21⁷/₈" x 16⁷/₈" x 9"
 Exterior Dimensions: 25" x 22"
 Minimum Cabinet Size: 27"
 Weight: 30 lbs.
 Corner Radius: 25mm
 Installation: Dual Mount
 Pre-scored Faucet Hole: 1 to 4

Accessories Optional



Accessories Included



-  Polar White
ESPW25229-1-CA
114.0643.361
DISCONTINUED
-  Stone Grey
ESSG25229-1-CA
114.0637.943
\$750
-  Slate Grey
ESSL25229-1-CA
114.0713.071
\$750
-  Onyx
ESOX25229-1-CA
114.0296.188
\$750
-  Matte Black
ESMB25229-1-CA
114.0699.569
\$750
-  Oyster
ESOY25229-1-CA
114.0637.942
\$750
-  Mocha
ESDB25229-1-CA
114.0296.189
\$750

Limited Quantities
Available for All Colors



EDDB33229-1-CA

114.0296.192

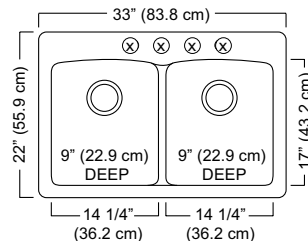
\$835







Interior Dimensions: 29⁷/₈" x 17" x 9"
 Exterior Dimensions: 33" x 22"
 Minimum Cabinet Size: 36"
 Weight: 42 lbs.
 Corner Radius: 25mm
 Installation: Dual Mount
 Pre-scored Faucet Hole: 1 to 4

Accessories Optional



Accessories Included



-  Polar White
EDPW33229-1-CA
114.0643.359
\$835
-  Slate Grey
EDSL33229-1-CA
114.0713.073
\$835
-  Onyx
EDOX33229-1-CA
114.0296.191
\$835
-  Champagne
EDCH33229-1-CA
114.0296.193
\$835
-  Oyster
EDOY33229-1-CA
114.0637.935
\$835
-  Mocha
EDDB33229-1-CA
114.0296.192
\$835

Limited Quantities
Available for All Colors

Ellipse



E00X33229-1-CA
114.0296.194
\$865

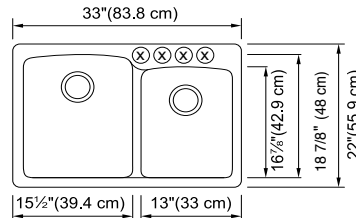
Interior Dimensions:
29³/₄" x 18⁷/₈" x 16⁷/₈" x 9" & 8"
Exterior Dimensions: 33" x 22"
Minimum Cabinet Size: 36"
Weight: 42 lbs.
Corner Radius: 25mm
Installation: Dual Mount
Pre-scored Faucet Hole: 1 to 4








Accessories Optional

O1 O2 O3 O4 O5

Accessories Included

A1



-  Polar White
EOPW33229-1-CA
114.0643.360
DISCONTINUED
-  Stone Grey
E0SG33229-1-CA
114.0637.941
\$865
-  Slate Grey
E0SL33229-1-CA
114.0713.075
DISCONTINUED
-  Onyx
E00X33229-1-CA
114.0296.194
\$865
-  Matte Black
E0MB33229-1-CA
114.0699.568
\$865
-  Champagne
E0CH33229-1-CA
114.0296.196
DISCONTINUED
-  Oyster
E0OY33229-1-CA
114.0637.940
\$865

Limited Quantities
Available for All Colors

ACCESSORIES OPTIONAL



O1 All-In Accessory System 1
AIUS100
112.0655.481
\$400



O2 All-In Accessory System 2
AIUS200
112.0655.488
\$475



O3 All-In Accessory System 3
AIUS300
112.0655.489
\$555



O4 Colorline Strainer Basket
900-PWT
900-SHG
900-SLG
900-MBK
900-CHA
900-OYS
900-MOC
\$110
Color shown is Champagne



O5 Colorline Disposer Flange Kit
WD-900-PWT
WD-900-SHG
WD-900-SLG
WD-900-MBK
WD-900-CHA
WD-900-OYS
WD-900-MOC
\$140
Color shown is Matte Black



A1 Strainer Basket
Chrome
1145
112.0055.508
\$70
Included
Satin Nickel
1145SN
112.0185.195
\$80
Optional

Note: All accessories sold separately unless otherwise indicated. Design of custom accessories subject to change without notice. It is absolutely critical that you have the sink and any custom sink accessories on-site prior to any cut or modification to the countertop. Franke will not be responsible for any errors in countertop preparation and sink installation.





Fraceram Sinks

148

152

156

160

Manor House 2.0 **NEW**

Manor House

Farm House

Cisterna

A lifetime of service

Ceramic is entirely natural, very stylish and amazingly practical. We apply a dirt-repellent finishing polish, which means that any mess, tea or red wine can simply be wiped away with a little soapy water.

Silky smooth good looks

Fraceram sinks combine beautifully with a variety of work surfaces, such as wood, glass and granite. It's a durable choice that easily stands up to heat, staining and impact with ease.

How your Fraceram is made

Liquid ceramic consisting of quartz, china clay and kaolin is injected into a mold under high pressure. Prior to drying, surface imperfections are smoothed with soft sponges and a level surface is created with water. The final drying process involves 20 hours in a tunnel kiln at 2,200°F. At every stage, each sink is subjected to stringent quality checks performed by experts to make it Franke approved.



Manor House 2.0

NEW

Traditional design with a modern twist



Today's lifestyles are highly focused on family gatherings and hosting guests, and therefore, the convenience of having extra space for food preparation in the kitchen is in greater demand. The new Manor House Fraceram sink easily combines traditional apron design with clean square lines for a modern twist.



Versatile installation

It can be harmoniously integrated on natural and artificial stone worktops as undermount or flushmount installation, and thanks to the completely glazed rear wall of the bowl, it can be mounted as trendy protruding.



Spacious design

The enormous volume of the bowls lets you wash big pots and pans and prepare large food items like fish and vegetables.

Elegance that endures

The glossy white durable surface gives a high-quality appearance while its durability prevents chipping.

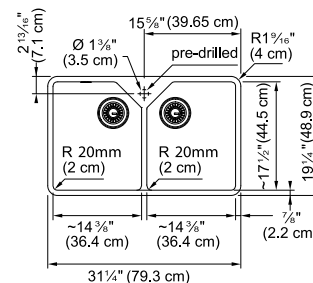


Manor House 2.0



NEW **MH2K7201414-GWH**
130.0733.337
\$1,730

Interior Dimensions: 29½" x 17½" x 7⅝"
Exterior Dimensions: 31¼" x 19¼" x 8⅝"
Minimum Cabinet Size: 33"
Weight: 82 lbs.
Corner Radius: 12mm
Installation: Undermount
Apron Front



Accessories Optional



Note: Dimensions may vary by 2% (plus or minus), due to material attributes and firing process.
Pop-up strainer not compatible. Special installation required; see website. Sink color may vary between each model.

ACCESSORIES OPTIONAL



01 Left Hand Grid
12⁹/₁₆" x 15¹⁵/₁₆"
Stainless
MH12-36S-LH
112.0737.086
\$285



02 Right Hand Grid
12⁹/₁₆" x 15¹⁵/₁₆"
Stainless
MH12-36S-RH
112.0737.085
\$285



03 Cutting Board
14½" x 21⅞"
Solid Wood
OA-40S
112.0046.923
\$530
For use on countertop



04 Strainer Basket
Chrome
1145
112.0055.508
\$70
Satin Nickel
1145SN
112.0185.195
\$80
Color shown is Chrome



Eos Neo
Stainless Steel
EOS-PD-304
115.0685.298
\$975
Optional



Manor House

Designed for endurance.



Villeroy & Boch brings centuries of excellence to the handcrafted beauty of Manor House apron front sinks. Scratch resistant and hygienic fireclay offers the most desired qualities in today's kitchens.



Apron front design

The apron front design enables the user to stand directly in front of the basin, with no cabinets or countertop in between, making it comfortable for prepping food.

A natural beauty

The CeramicPlus coating causes liquids to bead upon making contact with the sink's surface, repelling dirt, limescale and other residues, which are easily wiped off.



Highly durable

Ceramic is an extremely tough, scratch-resistant surface that is impervious to acids and bleaches.

Stain resistant

We apply a dirt-repellent finishing polish, which means that any mess, tea or red wine stains can simply be wiped away with a little soapy water.

MARIS

Manor House

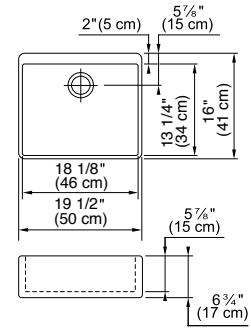


MHK110-20WH
130.0066.192
\$1,130

Interior Dimensions: 18¹/₈" x 13¹/₄" x 5⁷/₈"
Exterior Dimensions: 19¹/₂" x 16" x 6³/₄"
Minimum Cabinet Size: 21"
Weight: 40 lbs.
Corner Radius: 12mm
Installation: Undermount
Apron Front

Accessories Optional

05 04



Note: Dimensions may vary by 2% (plus or minus) due to material attributes and firing process. Pop-up strainer not compatible. Special installation required; see website. Sink color may vary between each model.

MARIS

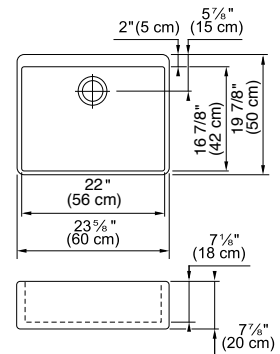


MHK110-24WH
130.0066.196
\$1,450

Interior Dimensions: 22" x 16⁷/₈" x 7¹/₈"
Exterior Dimensions: 23⁵/₈" x 19⁷/₈" x 8¹/₈"
Minimum Cabinet Size: 24"
Weight: 58 lbs.
Corner Radius: 12mm
Installation: Undermount
Apron Front

Accessories Optional

01 03 04



Note: Dimensions may vary by 2% (plus or minus) due to material attributes and firing process. Pop-up strainer not compatible. Special installation required; see website. Sink color may vary between each model.

MARIS

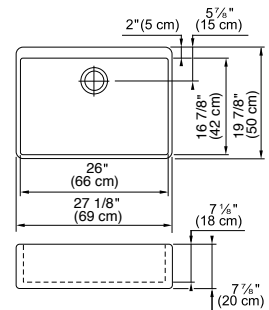


MHK110-28WH
130.0066.200
\$1,640

Interior Dimensions: 26" x 17³/₈" x 7¹/₈"
Exterior Dimensions: 27¹/₈" x 19⁷/₈" x 7¹/₈"
Minimum Cabinet Size: 30"
Weight: 64 lbs.
Corner Radius: 12mm
Installation: Undermount
Apron Front

Accessories Optional

02 03 04



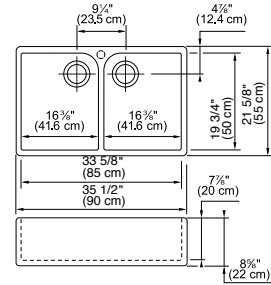
Note: Dimensions may vary by 2% (plus or minus) due to material attributes and firing process. Pop-up strainer not compatible. Special installation required; see website. Sink color may vary between each model.

Manor House



MHK720-35WH
130.0066.213
\$2,515

Interior Dimensions: 33⁵/₈" x 19³/₄" x 7⁷/₈"
Exterior Dimensions: 35¹/₂" x 21⁵/₈" x 8⁵/₈"
Minimum Cabinet Size: 36"
Weight: 96 lbs.
Corner Radius: 12mm
Installation: Undermount
Apron Front



Accessories Optional



Note: Dimensions may vary by 2% (plus or minus) due to material attributes and firing process. Pop-up strainer not compatible. Special installation required; see website. Sink color may vary between each model.

ACCESSORIES OPTIONAL



01 Bottom Grid
21" x 15¹/₂"
Coated Stainless
MK24-36C
112.0066.244
\$385



02 Bottom Grid
25³/₁₆" x 15¹/₂"
Coated Stainless
MK28-36C
112.0066.246
\$405



03 Cutting Board
14¹/₂" x 21⁷/₈"
Solid Wood
OA-40S
112.0046.923
\$530
For use on countertop



04 Strainer Basket
Chrome
1145
112.0055.508
\$70
Satin Nickel
1145SN
112.0185.195
\$80



Eos Neo
Gold
EOS-PD-GLD
115.0685.308
\$1,125
Optional

Farm House

Classic elegance.



Farm House sinks portray sophisticated elegance from every angle, featuring a sleek flat front panel for added style. Franke's apron front Farm House sinks are made of durable ceramic for a smooth, polished finish that's both durable and easy to clean.



Easy to clean

A dirt-repellent finishing polish keeps stains like tea and red wine at bay, allowing them to be wiped away with only soap and water.



Spacious deep bowl

Maximizing sink capacity, Farm House offers deep bowls to give you the space you need to complete tasks with ease.

Designed for comfort

The apron front design enables the user to stand directly in front of the basin, with no cabinets or countertop in between, making it comfortable for prepping food and cleaning up.



MYTHOS

Farm House



FHK710-30WH

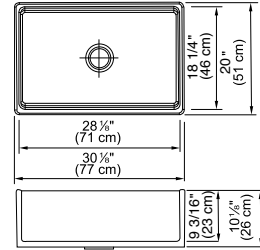
130.0079.634

\$2,175

Interior Dimensions: 28¹/₈" x 18¹/₄" x 9³/₁₆"
Exterior Dimensions: 30¹/₈" x 20" x 10¹/₈"
Minimum Cabinet Size: 30"
Weight: 103 lbs.
Corner Radius: 19mm
Installation: Undermount
Apron Front

Accessories Optional

O1 O4 O5



Note: Dimensions may vary by 2% (plus or minus) due to material attributes and firing process. Pop-up strainer not compatible. Special installation required; see website. Sink color may vary between each model.

MYTHOS



FHK710-33WH

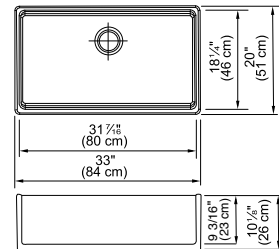
130.0079.638

\$2,770

Interior Dimensions: 31⁷/₁₆" x 18¹/₄" x 9³/₁₆"
Exterior Dimensions: 33" x 20" x 10¹/₈"
Minimum Cabinet Size: 33"
Weight: 110 lbs.
Corner Radius: 19mm
Installation: Undermount
Apron Front

Accessories Optional

O2 O4 O5



Note: Dimensions may vary by 2% (plus or minus) due to material attributes and firing process. Pop-up strainer not compatible. Special installation required; see website. Sink color may vary between each model.

MYTHOS



FHK710-36WH

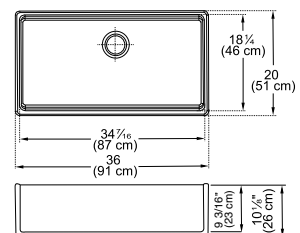
130.0079.641

\$3,015

Interior Dimensions: 34⁷/₁₆" x 18¹/₄" x 9³/₁₆"
Exterior Dimensions: 36" x 20" x 10¹/₈"
Minimum Cabinet Size: 36"
Weight: 117 lbs.
Corner Radius: 19mm
Installation: Undermount
Apron Front

Accessories Optional

O3 O4 O5



Note: Dimensions may vary by 2% (plus or minus) due to material attributes and firing process. Pop-up strainer not compatible. Special installation required; see website. Sink color may vary between each model.

Farm House

ACCESSORIES OPTIONAL



O1 Bottom Grid
27 $\frac{1}{8}$ " x 16 $\frac{1}{8}$ "
Stainless
FK30-36S
112.0191.591
\$450



O2 Bottom Grid
29 $\frac{1}{16}$ " x 16 $\frac{1}{8}$ "
Stainless
FK33-36S
112.0191.592
\$490



O3 Bottom Grid
32 $\frac{1}{16}$ " x 16 $\frac{1}{8}$ "
Stainless
FK36-36S
112.0191.593
\$510



O4 Cutting Board
14 $\frac{1}{2}$ " x 21 $\frac{1}{8}$ "
Solid Wood
OA-40S
112.0046.923
\$530
For use on countertop



O5 Strainer Basket
Chrome
1145
112.0055.508
\$70
Satin Nickel
1145SN
112.0185.195
\$80



Steel
Stainless Steel
STL-PD-304
115.0355.504
\$1,075
Optional

Cisterna

As beautiful as they are functional.



ACCESSORIES OPTIONAL

01 Bottom Grid
18" x 13¹/₁₆"
Coated Stainless
CK19-36C
112.0066.223
DISCONTINUED
Limited Quantities

02 Cutting Board
14¹/₂" x 21¹/₁₆"
Solid Wood
OA-40S
112.0046.923
\$530
For use on countertop

03 Universal Roller Mat
18⁷/₁₆" x 20"
Stainless
UV-36RM
112.0391.220
\$270

04 Strainer Basket
Chrome
1145
112.0055.508
\$70
Satin Nickel
1145SN
112.0185.195
\$80

Steel
Stainless Steel
STL-PD-304
115.0355.504
\$1,075
Optional

Cisterna



CCK110-13WH

126.0066.136

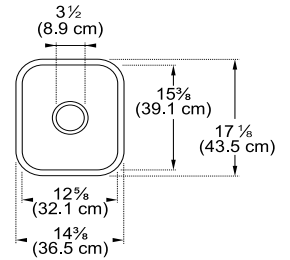
\$1,320

Interior Dimensions: $12\frac{5}{8}" \times 15\frac{3}{8}" \times 6\frac{7}{8}"$
Exterior Dimensions: $14\frac{3}{8}" \times 17\frac{1}{8}" \times 7\frac{5}{8}"$
Minimum Cabinet Size: 18"
Weight: 29 lbs.
Corner Radius: 68mm
Installation: Undermount

Accessories Optional



Note: Dimensions may vary by 2% (plus or minus) due to material attributes and firing process. Pop-up strainer not compatible. Special installation required; see website. Sink color may vary between each model.



CCK110-15WH

126.0066.141

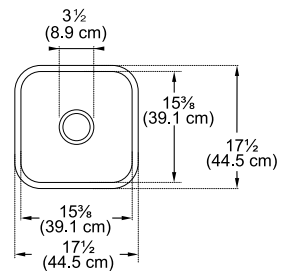
\$1,425

Interior Dimensions: $15\frac{3}{8}" \times 15\frac{3}{8}" \times 6\frac{7}{8}"$
Exterior Dimensions: $17\frac{1}{2}" \times 17\frac{1}{2}" \times 7\frac{5}{8}"$
Minimum Cabinet Size: 21"
Weight: 33 lbs.
Corner Radius: 68mm
Installation: Undermount

Accessories Optional



Note: Dimensions may vary by 2% (plus or minus) due to material attributes and firing process. Pop-up strainer not compatible. Special installation required; see website. Sink color may vary between each model.



CCK110-19WH

126.0066.147

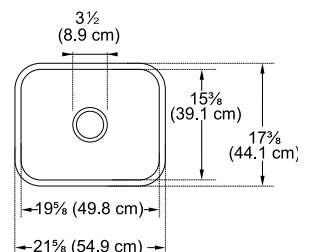
\$1,600

Interior Dimensions: $19\frac{5}{8}" \times 15\frac{3}{8}" \times 6\frac{7}{8}"$
Exterior Dimensions: $21\frac{5}{8}" \times 17\frac{3}{8}" \times 7\frac{5}{8}"$
Minimum Cabinet Size: 27"
Weight: 39 lbs.
Corner Radius: 68mm
Installation: Undermount

Accessories Optional



Note: Dimensions may vary by 2% (plus or minus) due to material attributes and firing process. Pop-up strainer not compatible. Special installation required; see website. Sink color may vary between each model.





Faucets

168	Mythos Masterpiece	NEW
172	Icon	
176	Pescara	
178	Steel	
182	Eos Neo	
188	Atlas Neo	
190	Active	
194	Maris Lario	NEW
199	Smart	





Faucets to the highest standards

From extravagant to the purist. From Industrial Black to Polished Chrome. Whether you prefer a semi-pro, pull-out or filtration, the Franke faucet range meets every kitchen's needs. Your favorite Franke faucet will perfectly match your ideal Franke sink.

Stainless steel

Outstanding quality comes together during the Franke manufacturing process. Stainless steel material is used throughout the faucet, both inside and out. The interior stainless steel component's durability exhibits longevity that other materials cannot. Franke uses lead-free stainless, so you can be assured it will not release into the water when it comes out of the faucet. The aesthetically pleasing look is corrosion and tarnish resistant and has a naturally hygienic surface.

Water-saving feature

Conserve natural resources and trim your water bill with Franke's water-saving feature. Move the handle to the first position for a water-saving 50% flow. Moving the handle to the second position allows for 100% flow. Look for faucets with the water-saving feature icon, as not all faucets have this feature



Quality assurance and certifications

Franke faucets are manufactured under the supervision and testing of local and international certifying bodies, including CSA, IAPMO, ICC, and NSF. All Franke faucets meet the requirements of the Federal Safe Drinking Water Act, NSF372, NSF61, and ASME A112.18.1\CSA B125.1.





Make your statement

Franke offers a large selection of premium faucet materials and finishes to complete the design statement in your well-appointed kitchen. Complement or contrast your sink or appliances with one of 13 available finishes, from Matte Black for a sophisticated, modern appeal, to earthy Stone Grey or our NEW Copper finish to add a warm, metallic touch to your cabinetry and countertops.

Franke stainless steel faucets do not have a coating or finish. They are manufactured with durable 304 and 316 stainless steel resulting in a surface resistant to wear and abrasion and ensuring a lifetime of function and satisfaction.



Mythos Masterpiece

NEW

Tap into art.



The range of Mythos Masterpiece faucets are an elegant and functional solution for your kitchen, each faucet is meticulously crafted to be a timeless piece of art, featuring a distinctive handle and a textured stainless steel body. Available in four finishes, Copper, Anthracite, Gold, and Stainless Steel, with each perfectly matching other Mythos Masterpiece collection elements for the perfect visual harmony.



reddot winner 2024



Mythos Masterpiece Pull-Down Spray Faucet

Not only is each Mythos Masterpiece faucet aesthetically pleasing but incredibly functional: the dual spray with laminar stream offers powerful and effective washing even with the most stubborn dirt, and the pull down spray reaches anywhere in the large Mythos Masterpiece sink bowls for maximum convenience.



MYTHOS

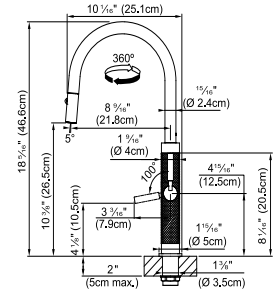
Mythos Masterpiece



1-Hole Pull-Down
Flow Rate: 1.75 gpm
Spray Type: Dual-Function
Spout Swivel Range: 360°
Cartridge: 25mm Ceramic
Countertop Hole Diameter: 1 3/8"
Weight: 9 lbs.
ADA Compliant



Copper



NEW

MMX-PD-CPR
115.0731.726
\$1,425

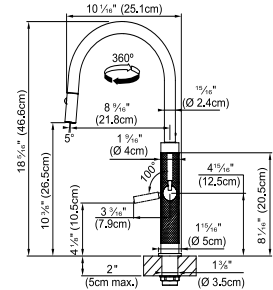
MYTHOS



1-Hole Pull-Down
Flow Rate: 1.75 gpm
Spray Function: Dual-Function
Spray Type: Spray & Stream
Spout Swivel Range: 360°
Cartridge: 25mm Ceramic
Countertop Hole Diameter: 1 3/8"
Weight: 9 lbs.
ADA Compliant



Anthracite



NEW

MMX-PD-ANT
115.0731.725
\$1,425

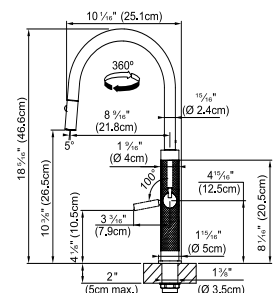
MYTHOS



1-Hole Pull-Down
Flow Rate: 1.75 gpm
Spray Function: Dual-Function
Spray Type: Spray & Stream
Spout Swivel Range: 360°
Cartridge: 25mm Ceramic
Countertop Hole Diameter: 1 3/8"
Weight: 9 lbs.
ADA Compliant



Gold



NEW

MMX-PD-GLD
115.0731.727
\$1,425

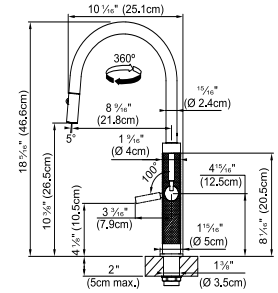
Mythos Masterpiece



1-Hole Pull-Down
 Flow Rate: 1.75 gpm
 Spray Function: Dual-Function
 Spray Type: Spray & Stream
 Spout Swivel Range: 360°
 Cartridge: 25mm Ceramic
 Countertop Hole Diameter: 1 3/8"
 Weight: 9 lbs.
 ADA Compliant



Stainless Steel



NEW

MMX-PD-304

115.0731.724

\$1,275

Match everything to perfection or change the rules of your kitchen's look by playing with contrasts and colors. Creating your style is as easy as it gets:

Make your style a piece of art.

COPPER



Atlas Soap Dispenser
ATL-SD-CPR



Air Switch
WD3428CPR



Flange Kit
WD-FLANGE-CPR



Strainer
906-CPR



Sink
MMX11027-CPR-WKC



Colander
MM-70S-CPR



Bottom Grid
MM27-36S-CPR



Roller Mat
MM-31RM-CPR

ANTHRACITE



Atlas Soap Dispenser
ATL-SD-ANT



Air Switch
WD3428ANT



Flange Kit
WD-FLANGE-ANT




Strainer
906-ANT



Sink
MMX11027-ANT-WKC



Colander
MM-70S-ANT



Bottom Grid
MM27-36S-ANT



Roller Mat
MM-31RM-ANT

GOLD



Atlas Soap Dispenser
ATL-SD-GLD



Air Switch
WD3428GLD



Flange Kit
WD-FLANGE-GLD



Strainer
906-GLD



Sink
MMX11027-GLD-WKC



Colander
MM-70S-GLD



Bottom Grid
MM27-36S-GLD



Roller Mat
MM-31RM-GLD

Icon

A legend in the making.





Combining contemporary design inspired by nature plus a host of wonderful features, Icon is the perfect balance of aesthetics and functionality. The Icon pull-out and semi-pro faucets feature a laminar aerator to reduce splashing.

Effortless control

The single handle lever controls the water flow as needed with a simple movement.



Slim body and high spout

The high spout and sleek design with a 360° swivel spout offers plenty of space when working with large cookware. The pivoting spray head offers both stream and spray water flows.

Icon



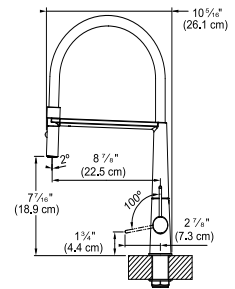
MYTHOS



ICN-SP-MBK
115.0690.402
\$1,650

1-Hole Semi-Pro
Finish: Matte Black
Flow Rate: 1.75 gpm
Spray Function: Toggle
Spray Type: Spray & Stream
Spout Swivel Range: 360°
Cartridge: 25mm Ceramic
Countertop Hole Diameter: 1 3/8"
Weight: 7 lbs.

Matte Black



ADA Compliant: Product is compliant with the American Disabilities Act when properly installed. All faucets can accommodate at least 1-3/4" countertop thickness. Several can accommodate up to 3". Call for additional thicknesses. Recommended Pressure Range: 15-75 PSI. All Franke filtration faucets have been certified to comply with NSF 61/ANSI/CAN, Q ≤ 1; ASME A112.18.1/CSA B125.1: and NSF 372 drinking water system component requirements. These requirements meet California Health and Safety Code requirements for low lead as well as the low lead requirements of the US Safe Drinking Water Act. Franke faucets also meet the water efficiency requirements of the California Energy Commission and the US Department of Energy.



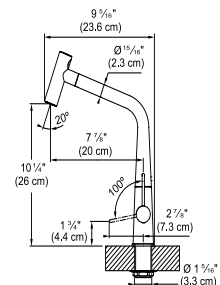
MYTHOS



ICN-PO-MBK
115.0690.401
\$1,550

1-Hole Pull-Out
Finish: Matte Black
Flow Rate: 1.75 gpm
Spray Function: Toggle
Spray Type: Spray & Stream
Spout Swivel Range: 360°
Cartridge: 25mm Ceramic
Countertop Hole Diameter: 1 3/8"
Weight: 6 lbs.

Matte Black



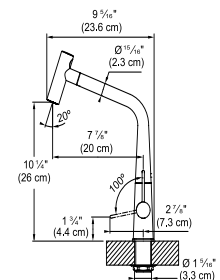
MYTHOS



ICN-PO-CHR
115.0690.303
\$1,400

1-Hole Pull-Out
Finish: Chrome
Flow Rate: 1.75 gpm
Spray Function: Toggle
Spray Type: Spray & Stream
Spout Swivel Range: 360°
Cartridge: 25mm Ceramic
Countertop Hole Diameter: 1 3/8"
Weight: 6 lbs.

Polished Chrome



Pescara

Clean design and detailed craftsmanship.



MYTHOS

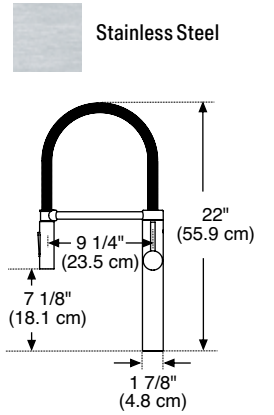


PES-SPX-304

115.0435.802

\$1,350

1-Hole Semi-Pro
Flow Rate: 1.75 gpm
Spray Function: Toggle
Spray Type: Spray & Stream
Spout Swivel Range: 360°
Cartridge: 35mm Ceramic
Countertop Hole Diameter: 1 3/8"
Weight: 10 lbs.
Magnetic Spray Dock
ADA Compliant



Stainless Steel

MYTHOS

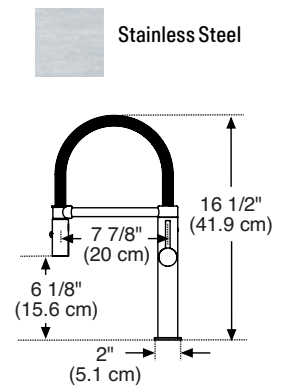


PES-SP-304

115.0442.968

\$1,175

1-Hole Semi-Pro
Flow Rate: 1.75 gpm
Spray Function: Toggle
Spray Type: Spray & Stream
Spout Swivel Range: 360°
Cartridge: 25mm Ceramic
Countertop Hole Diameter: 1 3/8"
Weight: 8 lbs.
Magnetic Spray Dock
ADA Compliant



Stainless Steel

ADA Compliant: Product is compliant with the American Disabilities Act when properly installed. All faucets can accommodate at least 1-3/4" countertop thickness. Several can accommodate up to 3". Call for additional thicknesses. Recommended Pressure Range: 15-75 PSI. All Franke filtration faucets have been certified to comply with NSF 61/ANSI/CAN, Q ≤ 1 ; ASME A112.18.1/CSA B125.1: and NSF 372 drinking water system component requirements. These requirements meet California Health and Safety Code requirements for low lead as well as the low lead requirements of the US Safe Drinking Water Act. Franke faucets also meet the water efficiency requirements of the California Energy Commission and the US Department of Energy.

Steel

The perfect stainless steel faucet.





The Steel faucets are built in solid, corrosion-resistant stainless steel and equipped with a 35mm cartridge for a highly functional, long-lasting experience. The single-lever handle offers you the exact amount and temperature of water in one twist.

Features and benefits

Full coverage swivel

The 360-degree swivel spout generates a full range of motion, allowing you the flexibility to reach almost any area of your sink. The tall arch design offers exceptional space for cleaning or filling large pots and pans.

Dual-function spray head

Delivering a more powerful stream thanks to the needle spray used, it is easier to rinse fruits and vegetables, as well as remove stubborn food from dishes. The stream can also reach every part of the sink, making it easier to clean.

Complete collection

Complete the look with a Universal filtration faucet.



MYTHOS

Steel




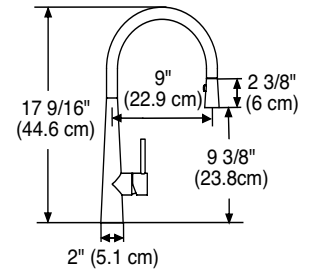
STL-PD-316
115.0619.312
\$1,225

1-Hole Pull-Down
Flow Rate: 1.75 gpm
Spray Function: Toggle
Spray Type: Spray & Stream
Spout Swivel Range: 360°
Cartridge: 35mm Ceramic
Countertop Hole Diameter: 1 3/8"
Weight: 8 lbs.
316 Stainless Steel
ADA Compliant



Suitable for outdoor use

 316 Stainless Steel




MYTHOS




STL-PD-GLD
115.0689.823
\$1,225

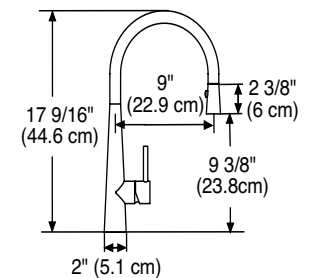
1-Hole Pull-Down
Flow Rate: 1.75 gpm
Spray Function: Toggle
Spray Type: Spray & Stream
Spout Swivel Range: 360°
Cartridge: 35mm Ceramic
Countertop Hole Diameter: 1 3/8"
Weight: 8 lbs.
ADA Compliant



 Stainless Steel
STL-PD-304
115.0355.504
\$1,075

 Industrial Black
STL-PD-IBK
115.0619.306
\$1,225

 Gold
STL-PD-GLD
115.0689.823
\$1,225




MYTHOS




STL-PR-IBK
115.0619.307
\$1,150

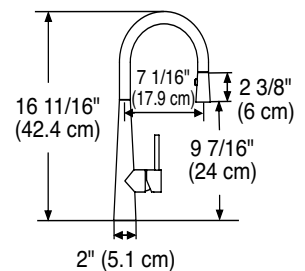
1-Hole Pull-Down Prep
Flow Rate: 1.75 gpm
Spray Function: Toggle
Spray Type: Spray & Stream
Spout Swivel Range: 360°
Cartridge: 35mm Ceramic
Countertop Hole Diameter: 1 3/8"
Weight: 8 lbs.
ADA Compliant



 Stainless Steel
STL-PR-304
115.0355.506
\$1,000

 Industrial Black
STL-PR-IBK
115.0619.307
\$1,150

 Gold
STL-PR-GLD
115.0689.826
\$1,150



MYTHOS



STL-BR-304
115.0355.505
\$875

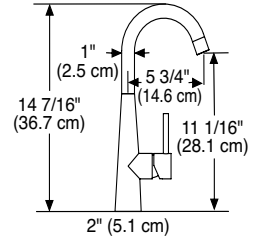
1-Hole Bar
Flow Rate: 1.75 gpm
Spray Type: Stream
Spout Swivel Range: 360°
Cartridge: 35mm Ceramic
Countertop Hole Diameter: 1³/₈"
Weight: 5 lbs.
ADA Compliant



Stainless Steel
STL-BR-304
115.0355.505
\$875

Industrial Black
STL-BR-IBK
115.0619.308
\$1,025

Gold
STL-BR-GLD
115.0689.828
\$1,025



MYTHOS



STL-PO-304
115.0361.293
\$1,075

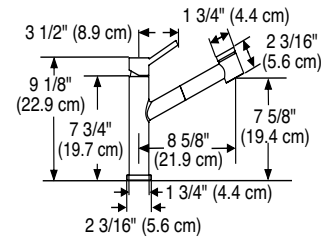
1-Hole Pull-Out
Flow Rate: 1.75 gpm
Spray Function: Toggle
Spray Type: Spray & Stream
Spout Swivel Range: 150°
Cartridge: 35mm Ceramic
Countertop Hole Diameter: 1³/₈"
Weight: 8 lbs.
ADA Compliant



Stainless Steel
STL-PO-304
115.0361.293
\$1,075

Industrial Black
STL-PO-IBK
115.0619.309
\$1,225

Gold
STL-PO-GLD
115.0689.827
\$1,225



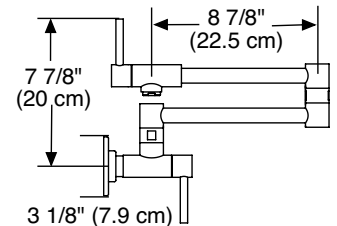
MYTHOS



STL-PF-304
115.0355.507
\$1,225

Wall Mount Pot Filler
Flow Rate: 2.2 gpm
Spout Swivel Range: 180°
Cartridge: 1/2" Ceramic
Weight: 6 lbs.

Stainless Steel



ADA Compliant: Product is compliant with the American Disabilities Act when properly installed. All faucets can accommodate at least 1-3/4" countertop thickness. Several can accommodate up to 3". Call for additional thicknesses. Recommended Pressure Range: 15-75 PSI. All Franke filtration faucets have been certified to comply with NSF 61/ANSI/CAN, Q ≤ 1 ; ASME A112.18.1/CSA B125.1; and NSF 372 drinking water system component requirements. These requirements meet California Health and Safety Code requirements for low lead as well as the low lead requirements of the US Safe Drinking Water Act. Franke faucets also meet the water efficiency requirements of the California Energy Commission and the US Department of Energy.

Eos Neo

Modern clean lines.





The Eos Neo combines all the advantages of a modern faucet in a straightforward design: A high arc spout makes it even easier to rinse out the sink or quickly fill a large pot. The single-lever mixer offers you the exact amount and temperature of water in one twist.

The handle has a 0 - 90 degree movement for a perfect temperature and water flow control.



Solid 304 and 316 stainless

The Eos Neo faucets are constructed with 304 and 316 stainless steel that is corrosion resistant inside and out.

Pull-down spray head

The pull-down spray head can be used with stream or a powerful spray for more efficient cleaning.

MARIS



EOS-PD-316
115.0685.297
\$1,125

1-Hole Pull-Down
Flow Rate: 1.75 gpm
Spray Function: Toggle
Spray Type: Spray & Stream
Spout Swivel Range: 180°
Cartridge: 35mm Ceramic
Countertop Hole Diameter: 1 3/8"
Weight: 10 lbs.
316 Stainless Steel
ADA Compliant

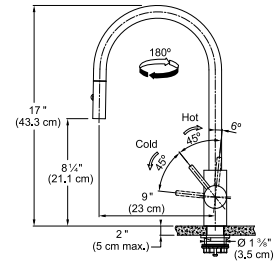


Suitable for outdoor use

Eos Neo



316 Stainless Steel



MARIS



EOS-PD-ANT
115.0700.765
\$1,125

1-Hole Pull-Down
Flow Rate: 1.75 gpm
Spray Function: Toggle
Spray Type: Spray & Stream
Spout Swivel Range: 180°
Cartridge: 35mm Ceramic
Countertop Hole Diameter: 1 3/8"
Weight: 10 lbs.
ADA Compliant



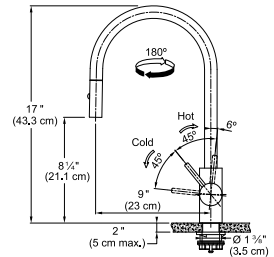
Anthracite
EOS-PD-ANT
115.0700.765
\$1,125



Gold
EOS-PD-GLD
115.0685.308
\$1,125



Industrial Black
EOS-PD-IBK
115.0685.302
\$1,125



MARIS

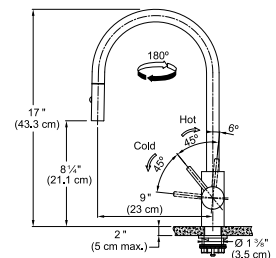


EOS-PD-304
115.0685.298
\$975

1-Hole Pull-Down
Flow Rate: 1.75 gpm
Spray Function: Toggle
Spray Type: Spray & Stream
Spout Swivel Range: 180°
Cartridge: 35mm Ceramic
Countertop Hole Diameter: 1 3/8"
Weight: 10 lbs.
ADA Compliant



Stainless Steel



MARIS

Eos Neo



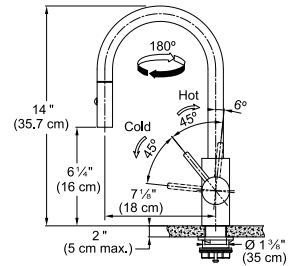
EOS-PR-IBK
115.0685.303
\$1,050

1-Hole Pull-Down Prep
Flow Rate: 1.75 gpm
Spray Function: Toggle
Spray Type: Spray & Stream
Spout Swivel Range: 180°
Cartridge: 35mm Ceramic
Countertop Hole Diameter: 1³/₈"
Weight: 10 lbs.
ADA Compliant



Industrial Black
EOS-PR-IBK
115.0685.303
\$1,050

Gold
EOS-PR-GLD
115.0685.309
\$1,050



MARIS

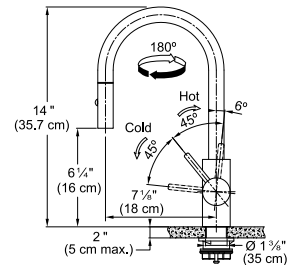


EOS-PR-304
115.0685.299
\$900

1-Hole Pull-Down Prep
Flow Rate: 1.75 gpm
Spray Function: Toggle
Spray Type: Spray & Stream
Spout Swivel Range: 180°
Cartridge: 35mm Ceramic
Countertop Hole Diameter: 1³/₈"
Weight: 10 lbs.
ADA Compliant



Stainless Steel



MARIS



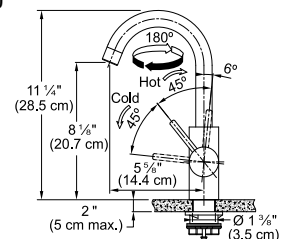
EOS-BR-GLD
115.0685.310
\$925

1-Hole Bar
Flow Rate: 1.75 gpm
Spray Type: Stream
Spout Swivel Range: 180°
Cartridge: 35mm Ceramic
Countertop Hole Diameter: 1³/₈"
Weight: 5 lbs.
ADA Compliant



Industrial Black
EOS-BR-IBK
115.0685.307
\$925

Gold
EOS-BR-GLD
115.0685.310
\$925



ADA Compliant: Product is compliant with the American Disabilities Act when properly installed. All faucets can accommodate at least 1-3/4" countertop thickness. Several can accommodate up to 3". Call for additional thicknesses. Recommended Pressure Range: 15-75 PSI. All Franke filtration faucets have been certified to comply with NSF 61/ANSI/CAN, Q ≤ 1; ASME A112.18.1/CSA B125.1; and NSF 372 drinking water system component requirements. These requirements meet California Health and Safety Code requirements for low lead as well as the low lead requirements of the US Safe Drinking Water Act. Franke faucets also meet the water efficiency requirements of the California Energy Commission and the US Department of Energy.

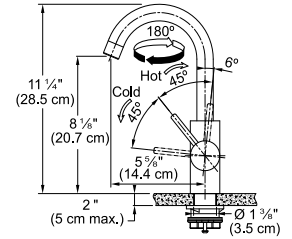
Eos Neo



1-Hole Bar
 Flow Rate: 1.75 gpm
 Spray Type: Stream
 Spout Swivel Range: 180°
 Cartridge: 35mm Ceramic
 Countertop Hole Diameter: 1 3/8"
 Weight: 5 lbs.
 ADA Compliant



Stainless Steel



EOS-BR-304
 115.0685.300
\$775

The perfect family faucet

With its modern, slim, seamless design, Eos Neo is available in a variety of colors and styles, from the primary kitchen faucet to bar faucets, along with coordinating filtration faucets.



Stainless Steel
EOS-PD-316
 115.0685.297
\$1,125



Anthracite
EOS-PD-ANT
 115.0700.765
\$1,125



Gold
EOS-BR-GLD
 115.0685.310
\$925



Industrial Black
EOS-PR-IBK
 115.0685.303
\$1,050



Stainless Steel
UNJ-HO-304
 119.0704.765
\$850



Industrial Black
UNJ-HC-IBK
 120.0704.769
\$1,125



Gold
UNJ-FW-GLD
 120.0704.770
\$950



Stainless Steel



Anthracite



Gold



Industrial Black



Atlas

Neo

Modern design, built to last.

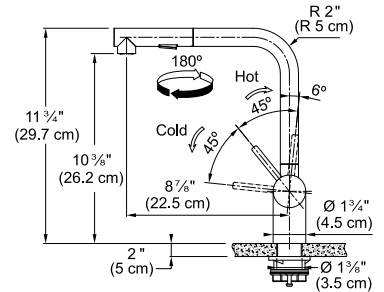


MARIS



ATL-PO-304
115.0685.311
\$975

1-Hole Pull-Out
Flow Rate: 1.75 gpm
Spray Function: Toggle
Spray Type: Spray & Stream
Spout Swivel Range: 180°
Cartridge: 35mm Ceramic
Countertop Hole Diameter: 1 3/8"
Weight: 7 lbs.



Stainless Steel

MARIS



ATL-SD-CPR
112.0717.104
\$450

Hole Size: 1 1/8"
Weight: 1 lb.
Capacity: 11.5 oz.

Stainless Steel
ATL-SD-316
112.0625.483
\$450

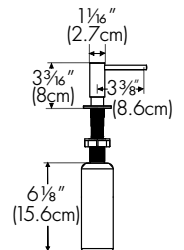
Gold
ATL-SD-GLD
112.0681.200
\$450

Industrial Black
ATL-SD-IBK
112.0625.484
\$450

Anthracite
ATL-SD-ANT
112.0625.485
\$450

NEW

Copper
ATL-SD-CPR
112.0717.104
\$450



ADA Compliant: Product is compliant with the American Disabilities Act when properly installed. All faucets can accommodate at least 1-3/4" countertop thickness. Several can accommodate up to 3". Call for additional thicknesses. Recommended Pressure Range: 15-75 PSI. All Franke filtration faucets have been certified to comply with NSF 61/ANSI/CAN, Q ≤ 1; ASME A112.18.1/CSA B125.1: and NSF 372 drinking water system component requirements. These requirements meet California Health and Safety Code requirements for low lead as well as the low lead requirements of the US Safe Drinking Water Act. Franke faucets also meet the water efficiency requirements of the California Energy Commission and the US Department of Energy.

Active

Exceptional design, inside and out.

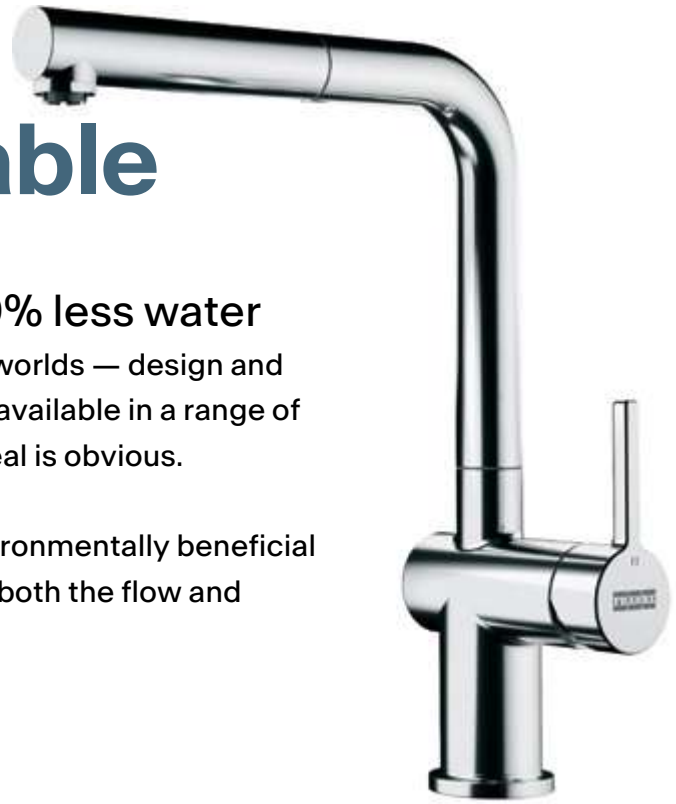


Stylishly sustainable

ECO Cartridge uses up to 50% less water

Our Active faucets offer the best of both worlds — design and sustainability. With three design options, available in a range of stunning contemporary finishes, the appeal is obvious.


The secret to this performance is the environmentally beneficial ECO cartridge, which is designed to limit both the flow and temperature of the water.



The efficiency of sustainability, made beautiful.


Active Faucet Semi-pro

Style and exceptional function.



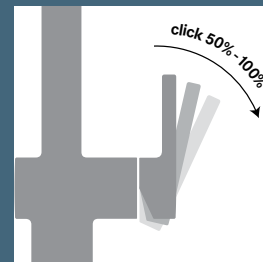
Active Faucet Harmonic J-Spout

In a choice of contemporary colors.

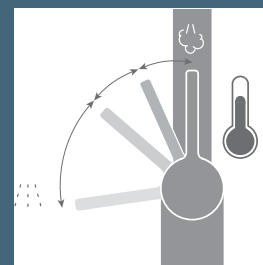


Active Faucet Pure L-Spout

Available in a number of soft, sophisticated hues.



Sufficient water pressure at just 50% open



Remove the lever and turn the ring nut inside to limit the flow temperature*

*Always refer to the installation manual

MARIS



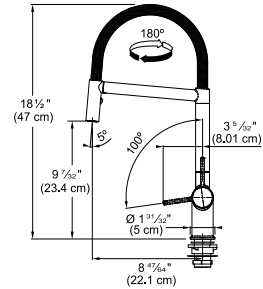
ACT-SP-CHR
115.0688.968
\$975

1-Hole Semi-Pro
Flow Rate: 1.75 gpm
Spray Function: Toggle
Spray Type: Spray & Stream
Spout Swivel Range: 180°
Cartridge: 35mm Ceramic
Countertop Hole Diameter: 1 3/8"
Weight: 7 lbs.
ADA Compliant



Polished Chrome
ACT-SP-CHR
115.0688.968
\$975

Matte Black
ACT-SP-MBK
115.0688.970
\$1,075



MARIS



ACT-PO-CHR
115.0656.842
\$875

1-Hole Pull-Out
Flow Rate: 1.75 gpm
Spray Function: Toggle
Spray Type: Spray & Stream
Spout Swivel Range: 360°
Cartridge: 35mm Ceramic
Countertop Hole Diameter: 1 3/8"
Weight: 7 lbs.
ADA Compliant



Polished Chrome
ACT-PO-CHR
115.0656.842
\$975

Onyx
ACT-PO-ONY
115.0656.849
\$975

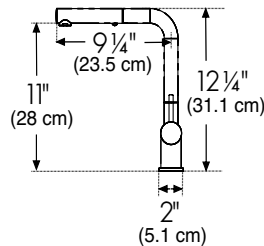
Matte Black
ACT-PO-MBK
115.0656.848
\$975

Stone Grey
ACT-PO-STG
115.0656.850
\$975

Polar White
ACT-PO-PWT
115.0656.851
\$975

Oyster
ACT-PO-OYS
115.0656.853
\$975

Champagne
ACT-PO-CHA
115.0656.852
\$975



MARIS



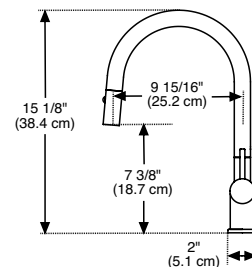
ACT-PD-MBK
115.0656.858
DISCONTINUED

1-Hole Pull-Down
Flow Rate: 1.75 gpm
Spray Function: Toggle
Spray Type: Spray & Stream
Spout Swivel Range: 360°
Cartridge: 35mm Ceramic
Countertop Hole Diameter: 1 3/8"
Weight: 8 lbs.
ADA Compliant



Polished Chrome
ACT-PD-CHR
115.0656.854
\$850

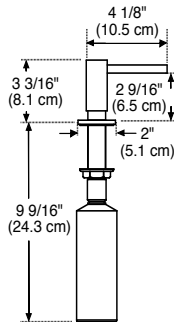
Matte Black
ACT-PD-MBK
115.0656.858
DISCONTINUED





ACT-SD-STG
119.0565.123
\$265

Countertop Hole Diameter: 1³/₈"
Weight: 1 lbs.
Capacity: 10 oz.



- | | | | |
|--|---|---|---|
|  | Polished Chrome
ACT-SD-CHR
119.0547.902
\$205 |  | Stone Grey
ACT-SD-STG
119.0565.123
\$265 |
|  | Satin Nickel
ACT-SD-SNI
119.0547.904
\$265 |  | Polar White
ACT-SD-PWT
112.0633.079
\$265 |
|  | Onyx
ACT-SD-ONY
119.0565.112
\$265 |  | Oyster
ACT-SD-OYS
119.0565.119
\$265 |
|  | Matte Black
ACT-SD-MBK
119.0547.906
\$265 |  | Champagne
ACT-SD-CHA
119.0565.120
\$265 |

THERE'S AN ACTIVE FAUCET TO SUIT EVERYONE'S STYLE

Active faucets showcase a unique design that harmonizes effortlessly with any kitchen and home. They are the perfect match with any Franke Fraganite sink, creating a cohesive look.




 Polished Chrome
ACT-PO-CHR
115.0656.842
\$975



 Onyx
ACT-PO-ONY
115.0656.849
\$975



 Matte Black
ACT-PO-MBK
115.0656.848
\$975




 Stone Grey
ACT-PO-STG
115.0656.850
\$975



 Polar White
ACT-PO-PWT
115.0656.851
\$975



 Oyster
ACT-PO-OYS
115.0656.853
\$975



 Champagne
ACT-PO-CHA
115.0656.852
\$975

ADA Compliant: Product is compliant with the American Disabilities Act when properly installed. All faucets can accommodate at least 1-3/4" countertop thickness. Several can accommodate up to 3". Call for additional thicknesses. Recommended Pressure Range: 15-75 PSI. All Franke filtration faucets have been certified to comply with NSF 61/ANSI/CAN, Q ≤ 1; ASME A112.18.1/CSA B125.1; and NSF 372 drinking water system component requirements. These requirements meet California Health and Safety Code requirements for low lead as well as the low lead requirements of the US Safe Drinking Water Act. Franke faucets also meet the water efficiency requirements of the California Energy Commission and the US Department of Energy.

Maris

NEW

Lario

Italian craftsmanship for everyday ease.



Choose the Italian craftsmanship of the Maris Lario faucet range for your family and kitchen. This versatile range includes kitchen faucets, prep faucets, bar faucets, pot fillers, and advanced filtration faucets, all designed to complement other Franke products.



Authentic Italian craftsmanship

Designed and made in Italy, this range delivers timeless style and reliable performance for your daily cooking experience.

Seamless integration

The Maris Lario range is crafted to bring a cohesive style to the kitchen, featuring kitchen, prep, bar, pot filler, and filtration faucets, all with a perfectly matching finish. These elements integrate seamlessly with one another and complement other Franke products, ensuring a harmonious aesthetic throughout the space.

Precision water flow

Delivers a crystal clear, non-splashing water stream, with very little noise - thanks to the laminar aerator on selected models.

Safety you can trust

The hot water filtration faucets boast innovative features like a sliding lock to keep your family safe and a cold-body system to keep the faucet cool to the touch, even when dispensing hot water.

Diverse range of models for every need

Kitchen Faucets: Feature tall pull-down spouts, ideal for filling large pots and ensuring easier cleaning tasks.

Prep Faucets: Compact and efficient, perfect for smaller sinks or dedicated prep areas, offering precise water flow for delicate tasks thanks to the pull down function.

Bar Faucets: Sleek and space-saving adding functionality without compromising style.

Pot Fillers: Provides the convenience of filling pots directly at the cooktop, reducing the need to lift and carry heavy cookware from the sink.

Filtration Faucets: Enjoy fresh, filtered water anytime and eliminate the hassle of buying and carrying plastic water bottles with Maris Lario advanced filtration faucets.



MARIS

Maris Lario



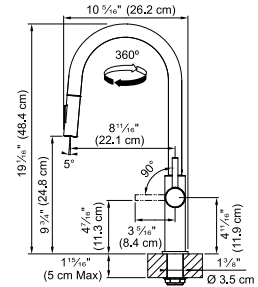
NEW **LAR-PD-SNI**
115.0740.012
\$850

1-Hole Pull-Down
Flow Rate: 1.75 gpm
Spray Function: Toggle
Spray Type: Spray & Stream
Spout Swivel Range: 360°
Cartridge: 35mm Ceramic
Countertop Hole Diameter: 1 3/8"
Weight: 8 lbs.
ADA Compliant

Satin Nickel
LAR-PD-SNI
115.0740.012
\$850

Matte Black
LAR-PD-MBK
115.0740.013
\$900

Polished Chrome
LAR-PD-CHR
115.0740.011
\$750



MARIS



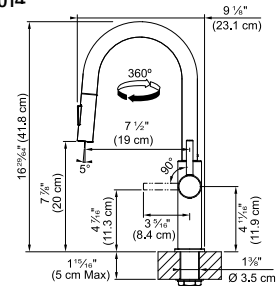
NEW **LAR-PR-CHR**
115.0740.014
\$700

1-Hole Pull-Down Prep
Flow Rate: 1.75 gpm
Spray Function: Toggle
Spray Type: Spray & Stream
Spout Swivel Range: 360°
Cartridge: 35mm Ceramic
Countertop Hole Diameter: 1 3/8"
Weight: 8 lbs.
ADA Compliant

Satin Nickel
LAR-PR-SNI
115.0740.015
\$800

Matte Black
LAR-PR-MBK
115.0740.016
\$850

Polished Chrome
LAR-PR-CHR
115.0740.014
\$700



MARIS



NEW **LAR-BR-MBK**
115.0740.019
\$750

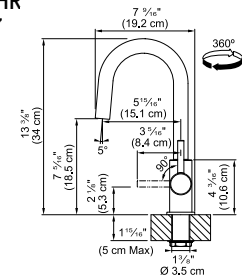
1-Hole Bar
Flow Rate: 1.75 gpm
Spray Type: Stream
Spout Swivel Range: 360°
Cartridge: 35mm Ceramic
Countertop Hole Diameter: 1 3/8"
Weight: 8 lbs.
ADA Compliant



Satin Nickel
LAR-BR-SNI
115.0740.018
\$700

Matte Black
LAR-BR-MBK
115.0740.019
\$750

Polished Chrome
LAR-BR-CHR
115.0740.017
\$600



ADA Compliant: Product is compliant with the American Disabilities Act when properly installed. All faucets can accommodate at least 1-3/4" countertop thickness. Several can accommodate up to 3". Call for additional thicknesses. Recommended Pressure Range: 15-75 PSI. All Franke filtration faucets have been certified to comply with NSF 61/ANSI/CAN, Q ≤ 1; ASME A112.18.1/CSA B125.1; and NSF 372 drinking water system component requirements. These requirements meet California Health and Safety Code requirements for low lead as well as the low lead requirements of the US Safe Drinking Water Act. Franke faucets also meet the water efficiency requirements of the California Energy Commission and the US Department of Energy.

MARIS





NEW

LAR-FW-SNI
120.0739.996
\$700

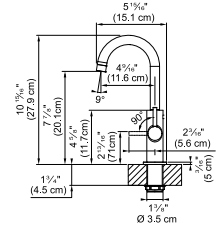
Cold Filtered
Flow Rate: 1.75 gpm
Spray Type: Stream
Spout Swivel Range: 360°
Cartridge: 1/2" Ceramic
Countertop Hole Diameter: 1 3/8"
Weight: 4 lbs.
ADA Compliant



 Satin Nickel
LAR-FW-SNI
120.0739.996
\$700

 Polished Chrome
LAR-FW-CHR
120.0739.995
\$625

 Matte Black
LAR-FW-MBK
120.0739.997
\$750



MARIS





NEW

LAR-HO-CHR
119.0739.998
\$675

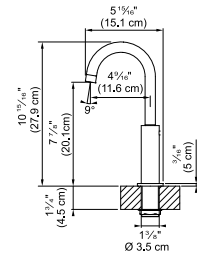
Hot Filtered
Flow Rate: 1.75 gpm
Spray Type: Stream
Spout Swivel Range: 360°
Cartridge: 1/2" Ceramic
Countertop Hole Diameter: 1 3/8"
Weight: 4 lbs.
ADA Compliant



 Satin Nickel
LAR-HO-SNI
119.0739.999
\$750

 Polished Chrome
LAR-HO-CHR
119.0739.998
\$675

 Matte Black
LAR-HO-MBK
119.0740.000
\$800



MARIS




NEW

LAR-HC-MBK
120.0740.033
\$925

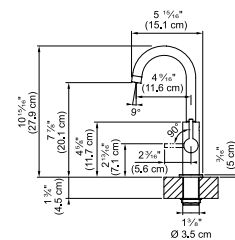
Hot/Cold Filtered
Flow Rate: 1.75 gpm
Spray Type: Stream
Spout Swivel Range: 360°
Cartridge: 1/2" Ceramic
Countertop Hole Diameter: 1 3/8"
Weight: 4 lbs.
ADA Compliant



 Satin Nickel
LAR-HC-SNI
120.0740.032
\$875

 Polished Chrome
LAR-HC-CHR
120.0740.031
\$800

 Matte Black
LAR-HC-MBK
120.0740.033
\$925



****Product Warning****

For optimal performance, it is advised to connect only the heating tank to the Hot/Cold filtration system. Connecting both a heating tank and chiller is not recommended.

Indicates:  Cold  Hot  Hot/Cold

Smart



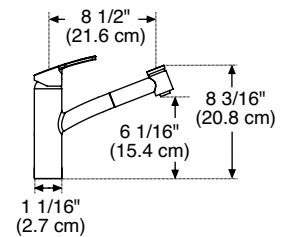
SMA-PO-CHR
115.0391.483
\$725

1-Hole Pull-Out
Flow Rate: 1.75 gpm
Spray Function: Toggle
Spray Type: Spray & Stream
Spout Swivel Range: 110°
Cartridge: 35mm Ceramic
Countertop Hole Diameter: 1 $\frac{3}{8}$ "
Weight: 6 lbs.
ADA Compliant



Polished Chrome
SMA-PO-CHR
115.0391.483
\$725

Satin Nickel
SMA-PO-SNI
115.0391.485
\$825



ADA Compliant: Product is compliant with the American Disabilities Act when properly installed. All faucets can accommodate at least 1-3/4" countertop thickness. Several can accommodate up to 3". Call for additional thicknesses. Recommended Pressure Range: 15-75 PSI. All Franke filtration faucets have been certified to comply with NSF 61/ANSI/CAN, Q \leq 1; ASME A112.18.1/CSA B125.1; and NSF 372 drinking water system component requirements. These requirements meet California Health and Safety Code requirements for low lead as well as the low lead requirements of the US Safe Drinking Water Act. Franke faucets also meet the water efficiency requirements of the California Energy Commission and the US Department of Energy.





Water Filtering

204

Maris Lario **NEW**

206

Universal Filtration

210

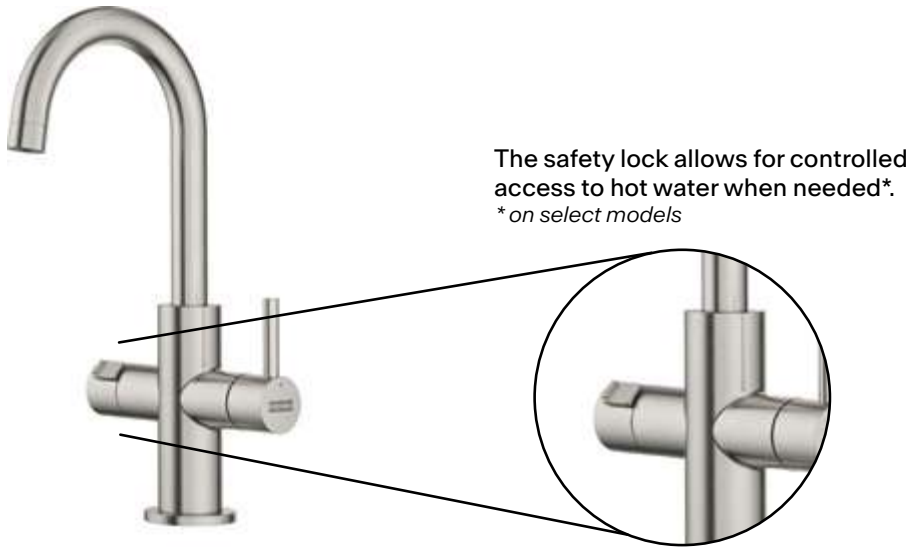
Filtration Systems

212

Accessories and Filters

Filtration





In-home water treatment provides the final barrier of protection to prevent contaminants being ingested by you or a family member. Franke filtration systems supply filtered water directly from the faucet, ensuring that the quality of water you drink and prepare your food with is safe.



Features and benefits

Full-service suite

Today's kitchens are the hub of the home, and many homeowners are seeking unique, complete design choices in every area. Franke filtration faucets offer a fully integrated design and wellness solution.

Cohesive design solutions

With the flexibility to work within any style, our filtration faucets perfectly complement our wide range of Franke faucets to bring a balanced look to your kitchen. Available in six finishes: Stainless Steel, Polished Chrome, Industrial Black, Gold, Satin Nickel, and Matte Black.

Sustainable solutions

A Franke water filtration system reduces the need for plastic bottles, which is good for the environment.



Maris

NEW

Lario

Italian craftsmanship for everyday ease.



MARIS

Maris Lario



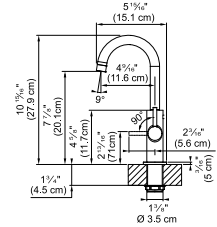
Cold Filtered
 Flow Rate: 1.75 gpm
 Spray Type: Stream
 Spout Swivel Range: 360°
 Cartridge: 1/2" Ceramic
 Countertop Hole Diameter: 1 3/8"
 Weight: 4 lbs.
 ADA Compliant



Satin Nickel
 LAR-FW-SNI
 120.0739.996
\$700

Matte Black
 LAR-FW-MBK
 120.0739.997
\$750

Polished Chrome
 LAR-FW-CHR
 120.0739.995
\$625



NEW LAR-FW-SNI
 120.0739.996
\$700

MARIS



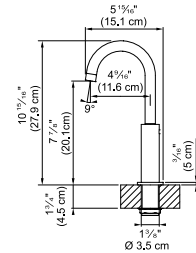
Hot Filtered
 Flow Rate: 1.75 gpm
 Spray Type: Stream
 Spout Swivel Range: 360°
 Cartridge: 1/2" Ceramic
 Countertop Hole Diameter: 1 3/8"
 Weight: 4 lbs.
 ADA Compliant



Satin Nickel
 LAR-HO-SNI
 119.0739.999
\$750

Matte Black
 LAR-HO-MBK
 119.0740.000
\$800

Polished Chrome
 LAR-HO-CHR
 119.0739.998
\$675



NEW LAR-HO-CHR
 119.0739.998
\$675

MARIS



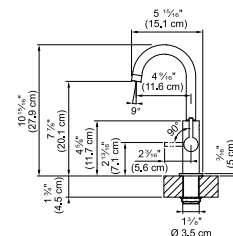
Hot/Cold Filtered
 Flow Rate: 1.75 gpm
 Spray Type: Stream
 Spout Swivel Range: 360°
 Cartridge: 1/2" Ceramic
 Countertop Hole Diameter: 1 3/8"
 Weight: 4 lbs.
 ADA Compliant



Satin Nickel
 LAR-HC-SNI
 120.0740.032
\$875

Matte Black
 LAR-HC-MBK
 120.0740.033
\$925

Polished Chrome
 LAR-HC-CHR
 120.0740.031
\$800



NEW LAR-HC-MBK
 120.0740.033
\$925

****Product Warning****
 For optimal performance, it is advised to connect only the heating tank to the Hot/Cold filtration system. Connecting both a heating tank and a chiller is not recommended.

ADA Compliant: Product is compliant with the American Disabilities Act when properly installed. All faucets can accommodate at least 1-3/4" countertop thickness. Several can accommodate up to 3". Call for additional thicknesses. Recommended Pressure Range: 15-75 PSI. All Franke filtration faucets have been certified to comply with NSF 61/ANSI/CAN, Q ≤ 1; ASME A112.18.1/CSA B125.1; and NSF 372 drinking water system component requirements. These requirements meet California Health and Safety Code requirements for low lead as well as the low lead requirements of the US Safe Drinking Water Act. Franke faucets also meet the water efficiency requirements of the California Energy Commission and the US Department of Energy.

Indicates: Cold Hot Hot/Cold

Universal Filtration

Refresh what's possible.

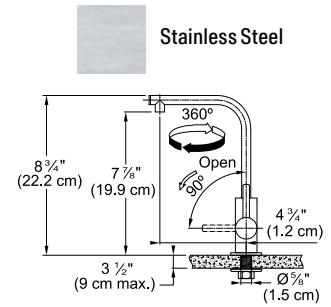


MARIS



UNL-FW-304
120.0704.773
\$925

Universal Cold Filtered
Flow Rate: 1.75 gpm
Spray Function: Stream
Spout Swivel Range: 360°
Cartridge: 3/8" Ceramic
Countertop Hole Diameter: 1 1/4"
Weight: 3.75 lbs.
ADA Compliant

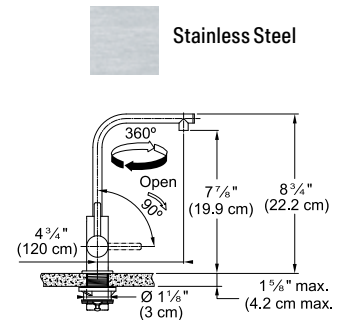


MARIS



UNL-HO-304
119.0704.774
\$975

Universal Hot Filtered
Flow Rate: 1.75 gpm
Spray Function: Stream
Spout Swivel Range: 360°
Cartridge: 3/8" Ceramic
Countertop Hole Diameter: 1 1/4"
Weight: 3.75 lbs.
ADA Compliant

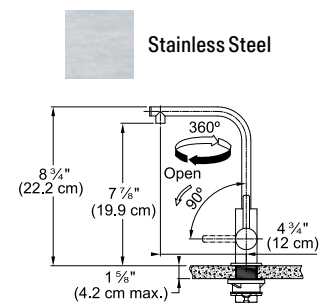


MARIS



UNL-HC-304
120.0704.806
\$1,100

Universal Hot/Cold Filtered
Flow Rate: 1.75 gpm
Spray Function: Stream
Spout Swivel Range: 360°
Cartridge: 3/8" Ceramic
Countertop Hole Diameter: 1 1/4"
Weight: 3.75 lbs.
ADA Compliant



****Product Warning****

For optimal performance, it is advised to connect only the heating tank to the Hot/Cold filtration system. Connecting both a heating tank and chiller is not recommended.

Indicates: Cold Hot Hot/Cold

MARIS

Universal Filtration



UNJ-FW-GLD
120.0704.770
\$950

Universal Cold Filtered
Flow Rate: 1.75 gpm
Spray Function: Stream
Spout Swivel Range: 360°
Cartridge: 3/8" Ceramic
Countertop Hole Diameter: 1 1/4"
Weight: 3.75 lbs.
ADA Compliant

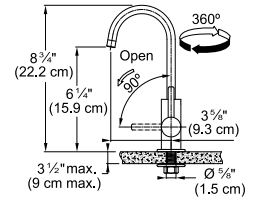


Polished Chrome
UNJ-FW-CHR
120.0704.763
\$725

Stainless Steel
UNJ-FW-304
120.0704.764
\$800

Industrial Black
UNJ-FW-IBK
120.0704.767
\$950

Gold
UNJ-FW-GLD
120.0704.770
\$950



MARIS



UNJ-HO-304
119.0704.765
\$850

Universal Hot Filtered
Flow Rate: 1.75 gpm
Spray Function: Stream
Spout Swivel Range: 360°
Cartridge: 3/8" Ceramic
Countertop Hole Diameter: 1 1/4"
Weight: 3.75 lbs.
ADA Compliant

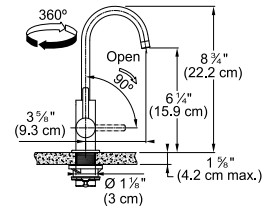


Polished Chrome
UNJ-HO-CHR
119.0704.807
\$775

Stainless Steel
UNJ-HO-304
119.0704.765
\$850

Industrial Black
UNJ-HO-IBK
119.0704.768
\$1,000

Gold
UNJ-HO-GLD
119.0704.771
\$1,000



MARIS



UNJ-HC-IBK
120.0704.769
\$1,125

Universal Hot/Cold Filtered
Flow Rate: 1.75 gpm
Spray Function: Stream
Spout Swivel Range: 360°
Cartridge: 3/8" Ceramic
Countertop Hole Diameter: 1 1/4"
Weight: 3.75 lbs.
ADA Compliant

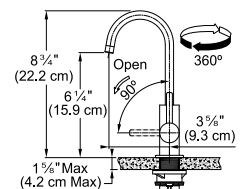


Polished Chrome
UNJ-HC-CHR
120.0704.808
\$900

Stainless Steel
UNJ-HC-304
120.0704.766
\$975

Industrial Black
UNJ-HC-IBK
120.0704.769
\$1,125

Gold
UNJ-HC-GLD
120.0704.772
\$1,125



****Product Warning****

For optimal performance, it is advised to connect only the heating tank to the Hot/Cold filtration system. Connecting both a heating tank and chiller is not recommended.

ADA Compliant: Product is compliant with the American Disabilities Act when properly installed. All faucets can accommodate at least 1-3/4" countertop thickness. Several can accommodate up to 3". Call for additional thicknesses. Recommended Pressure Range: 15-75 PSI. All Franke filtration faucets have been certified to comply with NSF 61/ANSI/CAN, Q ≤ 1; ASME A112.18.1/CSA B125.1; and NSF 372 drinking water system component requirements. These requirements meet California Health and Safety Code requirements for low lead as well as the low lead requirements of the US Safe Drinking Water Act. Franke faucets also meet the water efficiency requirements of the California Energy Commission and the US Department of Energy.



Filtration System



High performance filtration systems designed to deliver pure, great-tasting water.

Carbon block made of coconut carbon

- Reduces chlorine, pesticides, herbicides and toxic chemicals, as well as improves taste and odor
- Coconut carbon is the most effective way to remove contaminants
- Retains high oxygen of spring water

Eco-friendly cartridges

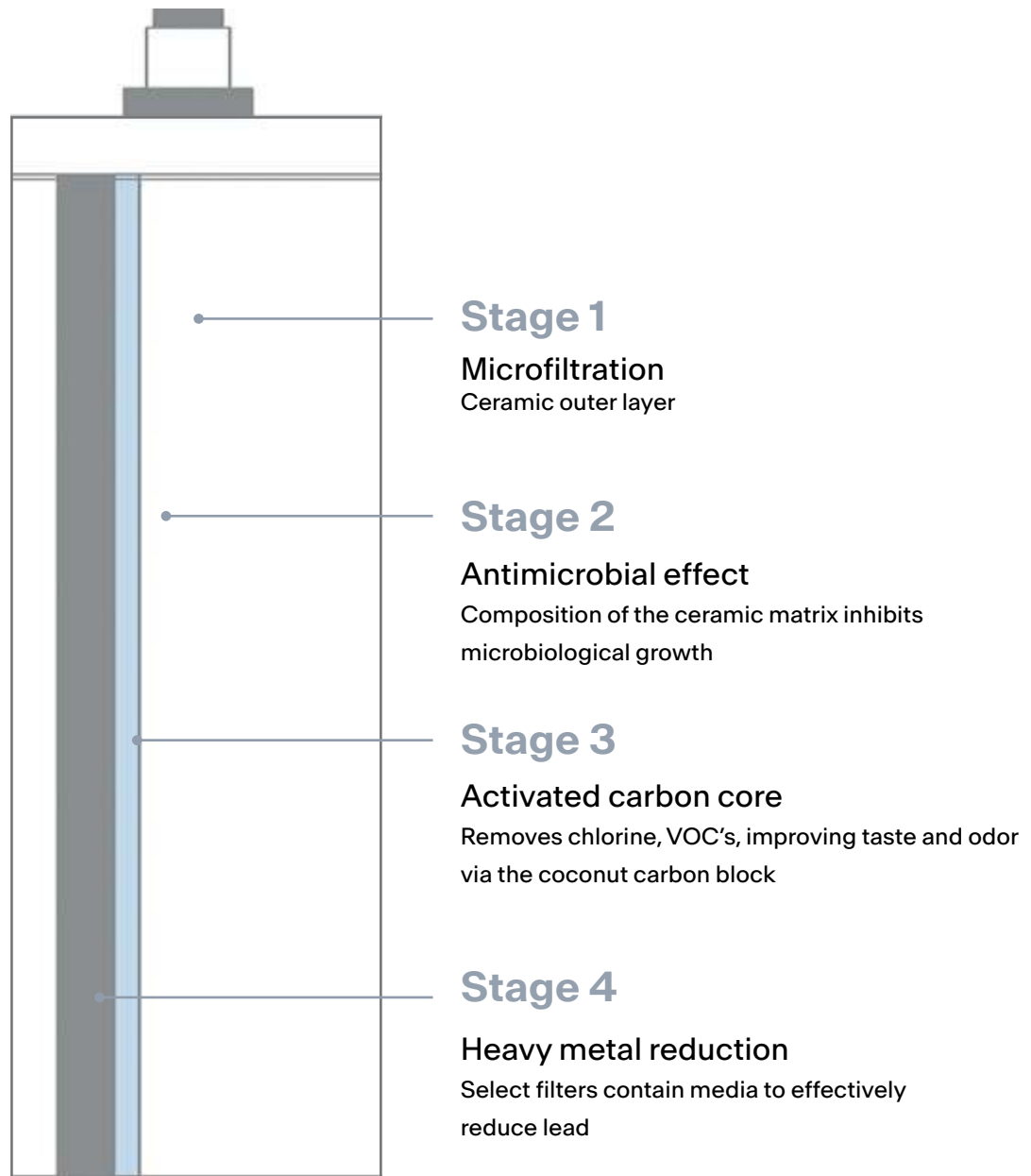
- 100% natural and recyclable materials
- Longer life through higher capacity
- Franke filter lasts 600 gallons

Excellent filtration

- 0.5 Sub micron filtration
- Self-sterilizing ceramic embedded with silver
- Removes pathogenic organisms (E Coli, Salmonella, Cholera, etc.)

Four Stage Filter

Franke four-stage filters combine multiple technologies to remove contaminants in the water, to deliver up to 600 gallons of fresh drinking water straight from the filtration faucet. NSF53 and NSF42 certified.

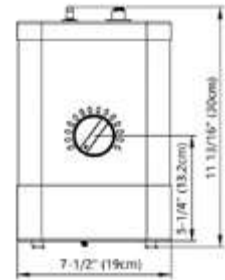


Filtration



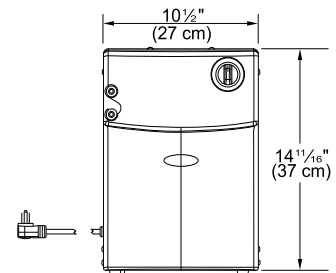
HT-400
119.0596.202
\$725

Heats up to 60 cups per hour
close to boiling temperature
8 pre-set temperature settings
Electronic temperature control,
max 208 degrees
5/8 gallon stainless steel tank
1100 Watts
5 year warranty
8 lbs.
Compatible with RO water systems
For use with all Franke hot only and
hot/cold filtration faucets.



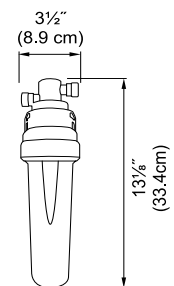
CT-200
119.0355.537
\$1,970

Chills 1 gallon per hour
Water temperature 40 degrees
Power: cord, 4 feet, 115 volts, 60 HZ
135 Watts
Stainless steel tank & tubing
1 year limited warranty
25 lbs.
Compatible with RO water systems
For use with all Franke cold only
filtration faucets.



FRCNSTR100
133.0204.098
\$425

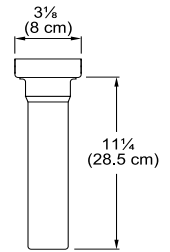
FRC06 filter cartridge included
Fits FRC06, FRC07, FRC08, and FRC10 filters
Thermoplastic housing
Built-in shutoff valve
Integrated installation bracket
Quick connect 3/8" push fitting
10 year warranty
BPA Free
3 lbs.



Filtration



FRC06 filter cartridge included
 Fits FRC06, FRC07, FRC08, and
 FRC10 filters
 Solid stainless steel housing
 Easy installation bracket included
 Quick connect $\frac{3}{8}$ " push fitting
 5 year warranty
 4 lbs.



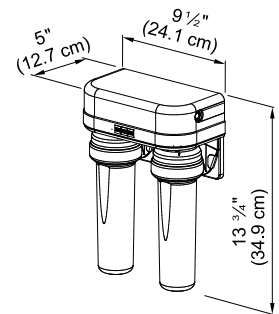
FRCNSTR

133.0171.120

\$625



FRC06 and FRC09 filters included
 Fits FRC06, FRC07, FRC08, and
 FRC10 filters
 Thermoplastic housing
 Built-in shutoff valve
 Integrated installation bracket
 Quick connect $\frac{3}{8}$ " push fitting
 10 year warranty
 BPA Free
 6 lbs.



FRCNSTR-DUO-1

133.0361.290

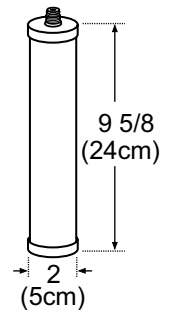
DISCONTINUED



Reduces:

- Chlorine (taste and odor)
- Particulate and turbidity
- Cysts (Cryptosporidium)
- Lead

Note: See filter product data sheet on page 214 for details on specific contaminants filtered.



FRC06

133.0178.205

\$155

FRC06-2PK

133.0538.939

\$285

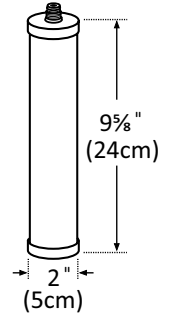
Filtration



Reduces:

- Chlorine (taste and odor)
- Particulate and turbidity
- Cysts (Cryptosporidium)
- Lead

Note: See filter product data sheet below for details on specific contaminants filtered.



FRX02

133.0081.412

\$155

FRX02-2PK

133.0538.938


\$285

How to determine which filter to order if the replacement filter model number is not identified on the canister:

1. Locate the serial number on your canister
2. If the serial number begins with FR then order the FRX02 filter set
3. If the serial number begins with FRC then order the FRC06 filter set

FILTRATION CRITERIA	PRIMARY FILTERS	
	FRX02	FRC06
Reduces Chlorine	X	X
Reduces Particulates and Turbidity	X	X
Reduces Cysts (Cryptosporidium)	X	X
Reduces Bacteria (E Coli)	X	X
Reduces Insecticides and Herbicides	X	X
Reduces Lead	X	X





Kitchen Solutions

218	All-In
222	Soap Dispensers
224	Waste Disposers
232	Colorline
234	Accessories





It all comes together with **ALL IN**

The all-in solution for chopping, draining, washing and storing your preparations. Transforming any sink with a bowl dimension of up to 21 1/4" into a stylish and playful workstation, All-In is the flexible food preparation system designed to bring more flow to your kitchen and life.



**Kitchen
Innovation
Award 2022**

**AWARD-WINNING
PRODUCT**

CONSUMERS' CHOICE

- ✓ Functionality
- ✓ Innovation
- ✓ Product benefit
- ✓ Design
- ✓ Ergonomics

kitcheninnovationaward.de



**Kitchen
Innovation
Award 2022**


BEST OF THE BEST
Category: Kitchen equipment

CONSUMERS' CHOICE

- ✓ Functionality
- ✓ Innovation
- ✓ Product benefit
- ✓ Design
- ✓ Ergonomics

kitcheninnovationaward.de

Eight accessories, endless uses, fits any sink*



*Up to 21½"

Prepare

Using the wooden board, telescopic bridge, colander and collector bowls, All-In can help you:

- Chop vegetables and other ingredients
- Collect the cut food
- Collect peeling and handle waste
- Store prepped ingredients in the fridge



Cook

The bridge, colander and foldable mat are really useful at the cooking stage and you can:

- Rest pots and pans on the bridge while filling them from the faucet
- Use the colander to drain pasta or other ingredients
- Stand hot pans and dishes on the foldable mat to protect work surfaces



Clean

When it's time to wash up, the bridge, colanders and foldable mat can also help you to:

- Drain glasses and dishes
- Drain cutlery and cooking utensils



Tidy

Once the washing up is finished, All-In can still help you to tidy everything away, whether it's to:

- Store cleaning items in the sink
- Keep all accessories together in the storage container
- Put everything away neatly in your kitchen cabinets





EIGHT ACCESSORIES, ENDLESS USES



1. Featuring extendable stainless steel rails with durable handles that will adjust to fit bowls up to 21¼". Incorporates small feet that sit against the sink edge to ensure a stable fit.



2. The perfect size to accommodate slicing, dicing, chopping and more. The chopping board fits securely into the bridge or can be used on the countertop.



3. Made from recyclable polymers with the large strainer has holes that mean it can be used as a colander for rinsing ingredients, for collecting peelings when preparing fruit or vegetables, or as a drainer for cutlery and utensils.



4. Also made from recyclable polymers with the small strainer can also serve as colander or drainer.



5. The small bowl can be used for collecting prepared ingredients and storing them in the fridge. Equally, it can be used for collecting peelings and dealing with waste during preparation.



6. Placed securely on top of the small bowl, the wooden lid can help to keep food fresh.



7. Foldable for easy storage and an inclined surface for use as a dish drying mat that channels water back into the sink.



8. Accommodates and stores the All-In accessories in one place so that everything is easily accessible for your meal prep.



Telescopic Bridge
7" x Extends to
24"



Wooden
Chopping Board
8" x 13"



Large Colander
7" x 12"



Telescopic Bridge
7" x Extends to
24"



Wooden
Chopping Board
8" x 13"



Small Colander
7" x 7"



Prep Bowl
7" x 7"



Wooden Bowl Lid
7" x 7"



Foldable
Silicone Mat
14" x 16"



Telescopic Bridge
7" x Extends to
24"



Wooden
Chopping Board
8" x 13"



Large Colander
7" x 12"



Small Colander
7" x 7"



Prep Bowl
7" x 7"



Wooden Bowl Lid
7" x 7"



Foldable
Silicone Mat
14" x 16"



Storage
Container
11" x 21"

Kit 1

AIUS100

112.0655.481

\$400

- Stainless telescopic bridge
- Wooden chopping board
- Large colander

Kit 2

AIUS200

112.0655.488

\$475

- Stainless telescopic bridge
- Wooden chopping board
- Small colander
- Small prep bowl
- Wooden bowl lid
- Foldable silicone mat

Kit 3

AIUS300

112.0655.489

\$555

- Stainless telescopic bridge
- Wooden chopping board
- Large colander
- Small colander
- Small prep bowl
- Wooden bowl lid
- Foldable silicone mat
- Storage container

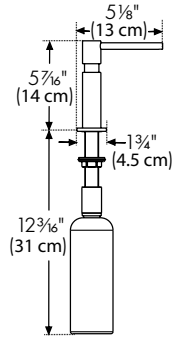
Soap Dispensers





UNI-SD-CHR
119.0068.281
\$590

Hole Size: 1 1/8"
Weight: 2 lbs.
Capacity: 16 oz.



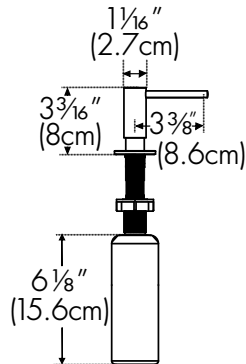
Polished Chrome
UNI-SD-CHR
119.0068.281
\$590

Satin Nickel
UNI-SD-SNI
119.0437.314
\$650



ATL-SD-CPR
112.0717.104
\$450

Hole Size: 1 1/8"
Weight: 2 lbs.
Capacity: 11.5 oz.



NEW

Copper
ATL-SD-CPR
112.0717.104
\$450

Stainless Steel
ATL-SD-316
112.0625.483
\$450

Industrial Black
ATL-SD-IBK
112.0625.484
\$450

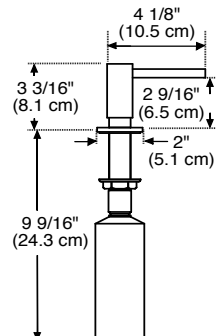
Gold
ATL-SD-GLD
112.0681.200
\$450

Anthracite
ATL-SD-ANT
112.0625.485
\$450



ACT-SD-PWT
112.0633.079
\$265

Hole Size: 1 1/8"
Weight: 2 lbs.
Capacity: 10 oz.



Polished Chrome
ACT-SD-CHR
119.0547.902
\$205

Satin Nickel
ACT-SD-SNI
119.0547.904
\$265

Onyx
ACT-SD-ONY
119.0565.112
\$265

Matte Black
ACT-SD-MBK
119.0547.906
\$265

Stone Grey
ACT-SD-STG
119.0565.123
\$265

Polar White
ACT-SD-PWT
112.0633.079
\$265

Oyster
ACT-SD-OYS
119.0565.119
\$265

Champagne
ACT-SD-CHA
119.0565.120
\$265

Waste Disposers



Clean up after mealtimes as skillfully as you prepare them thanks to the Franke Elite Slimline range of food waste disposers. Each is designed to be a daily family assistant, helping to manage food waste easily, reduce risk of germs and odors, and offer a more sustainable approach to everyday kitchen life.



A powerful performance

Thanks to innovative Twist Force technology that offers exceptional grinding power, you can expect fast and efficient results without jamming. A hygiene safeguard also fights against the growth of bacteria and unpleasant odors with its antimicrobial protection.

Details that deliver

Each waste disposer features a high-flow splash guard ensuring the grinding chamber is left clean, Sound Soft Technology for noise reduction, and a strong Magnetic Rim on selected models to attract kitchen utensils and other miscellaneous metal objects.



Elegance under the sink

Thanks to a 3-Bolt Mounting System that makes it compatible with all Franke sinks that feature a 3 1/2" waste hole, and an elegant-shelled body which is designed to save maximum space underneath the sink, each Elite Slimline Waste Disposer is a refreshing piece of Franke innovation that is a welcome addition to any kitchen.

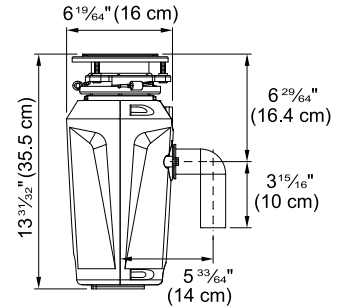


Waste Disposer



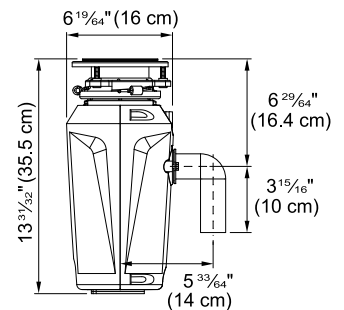
FWDS125
1-1/4 HP Disposer
134.0713.686
\$875

Horsepower: 1 1/4
Feed: Continuous
RPM: 2800
Hygiene Safeguard
Sound Softening Insulated Shell
Stainless Steel Grinding Chamber
Twist Force Balanced Grinding System
Jam Resistant
Cast Impellers
Removable Splash Guard
Magnetic Rim Metal Guard
Three Bolt installation
Integrated Air Switch Connection
12 Year In-Home Warranty
Weight: 12 lbs.
Power Cord Included



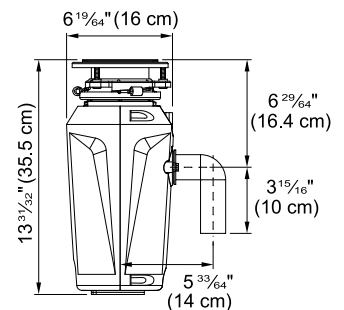
FWDS100
1 HP Disposer
134.0713.689
\$720

Horsepower: 1
Feed: Continuous
RPM: 2750
Hygiene Safeguard
Sound Softening Insulated Shell
Stainless Steel Grinding Chamber
Twist Force Balanced Grinding System
Jam Resistant
Cast Impellers
Removable Splash Guard
Magnetic Rim Metal Guard
Three Bolt installation
Integrated Air Switch Connection
10 Year In-Home Warranty
Weight: 12 lbs.
Power Cord Included



FWDS75
3/4 HP Disposer
134.0713.690
\$520

Horsepower: 3/4
Feed: Continuous
RPM: 2700
Hygiene Safeguard
Sound Softening Insulated Shell
Stainless Steel Grinding Chamber
Twist Force Balanced Grinding System
Jam Resistant
Cast Impellers
Removable Splash Guard
Three Bolt installation
Integrated Air Switch Connection
8 Year In-Home Warranty
Weight: 12 lbs.
Power Cord Included

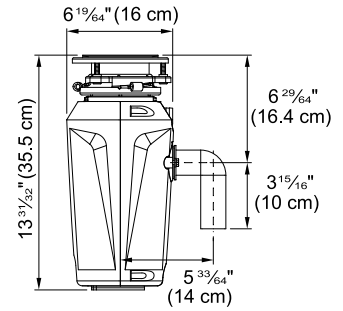


Waste Disposer



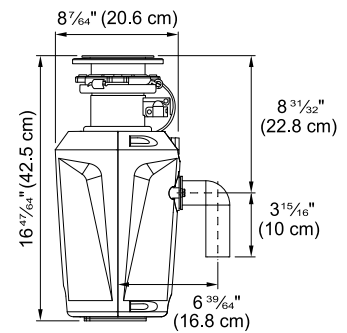
FWDS50
1/2 HP Disposer
134.0713.702
\$280

Horsepower: 1/2
Feed: Continuous
RPM: 2750
Hygiene Safeguard
Stainless Steel Grinding Chamber
Twist Force Balanced Grinding System
Jam Resistant
Stamped Impellers
Removable Splash Guard
Three Bolt installation
6 Year In-Home Warranty
Weight: 11 lbs.
Power Cord Included



FWDS75BF
3/4 HP Disposer
134.0713.701
\$650


Horsepower: 3/4
Feed: Batch Feed
RPM: 2700
Hygiene Safeguard
Sound Softening Insulated Shell
Stainless Steel Grinding Chamber
Twist Force Balanced Grinding System
Jam Resistant
Cast Impellers
Removable Splash Guard
Three Bolt installation
8 Year In-Home Warranty
Weight: 13 lbs.
Power Cord Included



Waste Disposer

Specification Guide

DESCRIPTION	FWDS125	FWDS100	FWDS75	FWDS75BF	FWDS50
Motor	2800 rpm Jam-Resistant DC motor	2750 rpm Jam-Resistant DC motor	2700 rpm Jam-resistant DC motor	2700 rpm Jam-resistant DC motor	2600 rpm Jam-resistant DC motor
Feed Type	Continuous	Continuous	Continuous	Batch Feed	Continuous
Sound Feature	Sound Softening Technology	Sound Softening Technology	Sound Softening Technology	Sound Softening Technology	N/A
Grind Feature	TwistForce Grinding	TwistForce Grinding	TwistForce Grinding	TwistForce Grinding	TwistForce Grinding
Hygiene Feature	Hygiene Safeguard	Hygiene Safeguard	Hygiene Safeguard	Hygiene Safeguard	Hygiene Safeguard
Sink Baffle	Removable Splashguard	Removable Splashguard	Removable Splashguard	Removable Splashguard	Removable Splashguard
Integrated Air Switch Connection	Yes	Yes	Yes	No	No
Magnetic Rim Metal Guard	Yes	Yes	No	No	No
Septic Approved	Yes	Yes	Yes	Yes	Yes
Chamber Size	29 oz. 0.86 liters	29 oz. 0.86 liters	29 oz. 0.86 liters	29 oz. 0.86 liters	29 oz. 0.86 liters
Warranty	12 Year In-Home	10 Year In-Home	8 Year In-Home	8 Year In-Home	6 Year In-Home


Franke waste disposers are  certified Finer grinding for septic system compatibility in ALL models, with no additional chemicals needed.



Waste Disposer



Controller
Requires Disposer and Air Switch
For Continuous Feed Models
Weight: 1 lb.

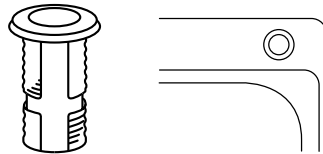


WD9088
Controller
112.0073.934
\$210



WD3428CPR
Disposer Air Switch
112.0664.348
\$80

Hole Size: 1 $\frac{3}{8}$ "
Weight: 4 oz.



Chrome
WD3428C
112.0073.918
\$70

Satin Nickel
WD3428SN
112.0073.921
\$70

Black
WD3428BK
112.0073.916
\$70

Gold
WD3428GLD
112.0664.347
\$80

Anthracite
WD3428ANT
112.0664.346
\$80

NEW Copper
WD3428CPR
112.0664.348
\$80

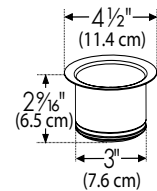


WDFLANGE-EX-SN
Extended Disposer Flange
133.0661.444
\$135

Hole Size: 3 $\frac{1}{2}$ "
Weight: 4 oz
Stopper not included.

Satin Nickel
WDFLANGE-EX-SN
133.0661.444
\$135

White
WDFLANGE-EX-WH
112.0653.058
\$135



WDFLANGE-SS
Disposer Flange
112.0488.278
\$135

Hole Size: 3 $\frac{1}{2}$ "
Weight: 4 oz
Stopper included.

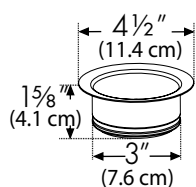
Stainless Steel
WDFLANGE-SS
112.0488.278
\$135

Chrome
WDFLANGE-CH
112.0488.279
\$135

Gold
WDFLANGE-GLD
112.0664.391
\$175

Anthracite
WDFLANGE-ANT
112.0664.350
\$175

NEW Copper
WDFLANGE-CPR
112.0664.394
\$175



Waste Disposer



WD-900-SHG


Colorline Disposer Flange Kit
112.0657.442


\$140

Hole Size: 3 ½"
Strainer Basket Included
Weight: 3.5 oz
Cover only, installs over
existing flange.

 Polar White
WD-900-PWT
112.0657.433
\$140

 Stone Grey
WD-900-SHG
112.0657.442
\$140

 Oyster
WD-900-OYS
112.0657.436
\$140

 Mocha
WD-900-MOC
112.0657.434
\$140

 Champagne
WD-900-CHA
112.0657.422
\$140

 Slate Grey
WD-900-SLG
112.0712.028
\$140

 Onyx/Matte Black
WD-900-MBK
112.0657.421
\$140

Colorline

Elegant, harmonious, made for each other.





With Franke's Colorline drain cover and waste kit collection, you can achieve a modern coordinated finish for your kitchen. These drain covers and waste kits are available in a variety of colors, allowing you to create a harmonious and integrated look between your sink and faucet.

In addition to their visual appeal and practicality, Franke's Colorline collection is made with high-quality materials, ensuring durability and longevity.

Colorline is ideal for seamless looking Fraganite sinks



Matte Black/Onyx



Stone Grey



Slate Grey



Polar White



Champagne



Oyster



Mocha



Matte Black/Onyx



Oyster



Polar White

Accessories



900-SHG
Colorline Strainer Basket
112.0657.093
\$110

Hole Size: 3 1/2"
Strainer Basket Included
Weight: 1 lb.

-  Polar White
900-PWT
112.0657.077
\$110
-  Stone Grey
900-SHG
112.0657.093
\$110
-  Oyster
900-OYS
112.0657.092
\$110
-  Mocha
900-MOC
112.0657.091
\$110

-  Champagne
900-CHA
112.0657.094
\$110
-  Slate Grey
900-SLG
112.0711.973
\$110
-  Onyx/Matte Black
900-MBK
112.0657.076
\$110



WD-900-PWT
Colorline Disposer Flange Kit
112.0657.433
\$140

Hole Size: 3 1/2"
Strainer Basket Included
Weight: 1 lb.
Cover only, installs over
existing flange.

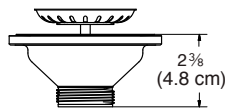
-  Polar White
WD-900-PWT
112.0657.433
\$140
-  Stone Grey
WD-900-SHG
112.0657.442
\$140
-  Oyster
WD-900-OYS
112.0657.436
\$140
-  Mocha
WD-900-MOC
112.0657.434
\$140




-  Champagne
WD-900-CHA
112.0657.422
\$140
-  Slate Grey
WD-900-SLG
112.0712.028
\$140
-  Onyx/Matte Black
WD-900-MBK
112.0657.421
\$140



906
Strainer Basket
112.0344.294
\$110

Hole Size: 3 1/2"
Strainer Basket Included
Weight: 1 lb.



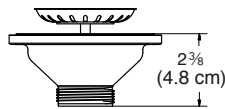
-  Chrome
906
112.0344.294
\$110
-  Satin Nickel
906SN
112.0344.505
\$150
-  **NEW** Copper
906-CPR
112.0630.005
\$255



-  Gold
906-GLD
112.0629.750
\$255
-  Anthracite
906-ANT
112.0630.003
\$255



1145
Strainer Basket
112.0055.508
\$70

Hole Size: 3 1/2"
Strainer Basket Included
Weight: 1 lb.



-  Chrome
1145
112.0055.508
\$70
-  Satin Nickel
1145SN
112.0185.195
\$80



900W
Strainer Basket White
112.0048.590
\$100

Hole Size: 3 1/2"
Strainer Basket Included
Weight: 1 lb.



Accessories



UV-36RM
Universal Roller Mat
 112.0391.220
\$270

For Use Over Sink Or Counter
 Compatible With Most Sinks
 Holds Up To 40 lbs.
 Use As A Trivet
 Dishwasher Safe
 Stainless Steel Rods
 18 7/16" x 20"
 Weight: 2 lbs.



PKXCVR
Square Drain Cover
 112.0169.254
\$170

4 7/8" x 4 7/8"
 Feet Are Coated
 Weight: 1 lb.



PKGCVR
Square Drain Cover
 112.0395.171
\$150

4 7/8" x 4 7/8"
 Feet Are Coated
 Weight: 1 lb.




RNDVCVR
Colorline Drain Cover
 112.0532.169
\$150


4 1/2"
 Feet Are Coated
 Weight: 1 lb.


 Polar White
 RNDVCVR-PWT
 112.0657.184
\$90


 Champagne
 RNDVCVR-CHA
 112.0657.211
\$90


 Stone Grey
 RNDVCVR-SHG
 112.0657.150
\$90

 Slate Grey
 RNDVCVR-SLG
 112.0712.082
\$90

 Oyster
 RNDVCVR-OYS
 112.0657.119
\$90

 Onyx/Matte Black
 RNDVCVR-MBK
 112.0657.146
\$90

 Mocha
 RNDVCVR-MOC
 112.0657.185
\$90

 Stainless Steel
 RNDVCVR
 112.0532.169
\$150











































































903
Inox Cream
 112.0039.150
DISCONTINUED

Stainless Steel Cleaner
 Volume: 250 ml










































































Sinks and Accessories

	MODEL NO.	BOTTOM GRID	CUTTING MAT	CUTTING BOARD	CUTTING BOARD	COLANDER	ROLLER MAT	ACCESS #1	ACCESS #2	ACCESS #3	ACCESS #4	STRAINER BASKET	PAGE NO.
MYTHOS MASTERPIECE	MMX11015-XXX-WKC 	MM15-36S-XXX  Included		MM-40S 		MM 70S-XXX 	MM 31RM-XXX 	FLANGE KIT WDFLANGE-XXX 	AIR SWITCH WD3428XXX 			906-XXX 	32
	MMX11027-XXX-WKC 	MM27-36S-XXX  Included		MM-40S 		MM 70S-XXX 	MM 31RM-XXX 	FLANGE KIT WDFLANGE-XXX 	AIR SWITCH WD3428XXX 			906-XXX 	34
CULINARY CENTER	CUX11010-W 		SP-40S  Included	CU-40S  Included CU-40K  Included	CU-40P  Included CU-GC  Included	CUW-70S 		CU-KS KNIFE SET  Included	CU-WR WIRE RACK  Included	CU-FC FRAME COVER  Included		1145  Included	39
	CUX16021-W 	CU21-36S  Included	SP-40S  Included	CU-40S  Included CU-40K  Included	CU-40P  Included CU-GC  Included	CUW-70S 		CU-KS KNIFE SET  Included	CU-WR WIRE RACK  Included	CU-FC FRAME COVER  Included	RNDLCVR DRAIN COVER  One Included	1145  Included	39
PEAK	PKX1108-S 					PX-70S 	UV-36RM 	903 INOX CREAM 	PKXCVR DRAIN COVER 			1145  Included	50
	PKX11013-S 	PX-13S 				PX-70S 	UV-36RM 	903 INOX CREAM 	Included PKXCVR DRAIN COVER 			1145  Included	50
	PKX11016-S 	PT17-36S 		PX-40S 		PX-70S 	UV-36RM 	903 INOX CREAM 	PKXCVR DRAIN COVER 			1145  Included	50
	PKX11018-S 	PX-18S 		PX-40S 		PX-70S 	UV-36RM 	903 INOX CREAM 	PKXCVR DRAIN COVER 			1145  Included	51

Sinks and Accessories

	MODEL NO.	BOTTOM GRID	CUTTING MAT	CUTTING BOARD	COLANDER	ROLLER MAT	ACCESS #1	ACCESS #2	ACCESS #3	STRAINER BASKET	PAGE NO.
PEAK	PKX11021-S	PX-21S		PX-40S	PX-70S	UV-36RM	903 INOX CREAM	PKXCVR DRAIN COVER		1145	51
								 Included		 Included	
	PKX11025-S	PX-25S		PX-40S	PX-70S	UV-36RM	903 INOX CREAM	PKXCVR DRAIN COVER		1145	52
								 Included		 Included	
	PKX11028-S	PX-28S		PX-40S	PX-70S	UV-36RM	903 INOX CREAM	PKXCVR DRAIN COVER		1145	52
							 Included		 Included		
PROFESSIONAL	PKX160-RH-S PKX160-LH-S	PX-21S		PX-40S	PX-70S	UV-36RM	903 INOX CREAM	PKXCVR DRAIN COVER		1145	52
								 Included		 Included	
	PKX11028-WKC	PX-28S		PX-40S	PX-70S	UV-36RM	903 INOX CREAM	PKXCVR DRAIN COVER		1145	42, 54
		 Included		 Included	 Included			 Included		 Included	
PROFESSIONAL	PS2X110-15-CA	PS2-15-36S		PS2-45S	PE-70S	RM18S	903 INOX CREAM	RNDCVR DRAIN COVER		1145	58
		 Included						 Included		 Included	
	PS2X110-18-CA	PS2-18-36S		PS2-45S	PE-70S	RM18S	903 INOX CREAM	RNDCVR DRAIN COVER		1145	58
		 Included						 Included		 Included	
PROFESSIONAL	PS2X110-21-CA	PS2-21-36S		PS2-45S	PE-70S	RM18S	903 INOX CREAM	RNDCVR DRAIN COVER		1145	58
		 Included						 Included		 Included	
PROFESSIONAL	PS2X110-24-CA	PS2-24-36S		PS2-45S	PE-70S	RM18S	903 INOX CREAM	RNDCVR DRAIN COVER		1145	59
	 Included						 Included		 Included		

Sinks and Accessories














MODEL NO.	BOTTOM GRID	BOTTOM GRID	CUTTING BOARD	COLANDER	ROLLER MAT	ACCESS #1	ACCESS #2	ACCESS #3	STRAINER BASKET	PAGE NO.
PS2X110-24-12-CA 	PS2-24-36S  Included		PS2-45S 	PE-70S 	RM18S 	903 INOX CREAM 	RNDCVR DRAIN COVER  Included		1145  Included	59
PS2X110-27-CA 	PS2-27-36S  Included		PS2-45S 	PE-70S 	RM18S 	903 INOX CREAM 	RNDCVR DRAIN COVER  Included		1145  Included	60
PS2X110-30-CA 	PS2-30-36S  Included		PS2-45S 	PE-70S 	RM18S 	903 INOX CREAM 	RNDCVR DRAIN COVER  Included		1145  Included	60
PS2X110-30-12-CA 	PS2-30-36S  Included		PS2-45S 	PE-70S 	RM18S 	903 INOX CREAM 	RNDCVR DRAIN COVER  Included		1145  Included	60
PS2X110-33-CA 	PS2-33-36S  Included		PS2-45S 	PE-70S 	RM18S 	903 INOX CREAM 	RNDCVR DRAIN COVER  Included		1145  Included	61
PS2X110-33-WKC 	PS2-33-36S  Included		PS2-45S  Included	PE-70S  Included	RM18S 	903 INOX CREAM 	RNDCVR DRAIN COVER  Included		1145  Included	43, 62
PS2X160-18-11-CA 	PS2-18-36S  Included	PS2-11-36S 	PS2-45S 	PE-70S 	RM18S 	903 INOX CREAM 	RNDCVR DRAIN COVER  (2) Included		1145  Included	64
PS2X120-14-14-CA 	PS2-14-36S  Included		PS2-45S 	PE-70S 	RM18S 	903 INOX CREAM 	RNDCVR DRAIN COVER  (2) Included		1145  Included	64
PS2X120-16-16-CA 	PS2-16-36S  Included		PS2-45S 	PE-70S 	RM18S 	903 INOX CREAM 	RNDCVR DRAIN COVER  (2) Included		1145  Included	64

PROFESSIONAL



















































Sinks and Accessories

PESCARA	MODEL NO.	BOTTOM GRID	BOTTOM GRID	CUTTING BOARD	CUTTING BOARD	COLANDER	ROLLER MAT	ACCESS #1	ACCESS #2	ACCESS #3	STRAINER BASKET	PAGE NO.	
	PTX110-14-CA	PT14-36S			SP-40S/ PT-40S 	PT-41S 	PE-70S 	UV-36RM 	PKGCVR DRAIN COVER Included			1145 Included	68
	PTX110-17-CA	PT17-36S			SP-40S/ PT-40S 	PT-41S 	PE-70S 	UV-36RM 	PKGCVR DRAIN COVER Included	PT14-31S SHELF GRID 		1145 Included	68
	PTX110-20-CA	PT20-36S			SP-40S/ PT-40S 	PT-41S 	PE-70S 	UV-36RM 	PKGCVR DRAIN COVER Included	PT14-31S SHELF GRID 		1145 Included	68
	PTX110-22-CA	PT22-36S			SP-40S/ PT-40S 	PT-41S 	PE-70S 	UV-36RM 	PKGCVR DRAIN COVER Included	PT14-31S SHELF GRID 		1145 Included	69
	PTX110-25-CA	PT25-36S			SP-40S/ PT-40S 	PT-41S 	PE-70S 	UV-36RM 	PKGCVR DRAIN COVER Included	PT14-31S SHELF GRID 		1145 Included	69
































































Sinks and Accessories

	MODEL NO.	BOTTOM GRID	BOTTOM GRID	CUTTING BOARD	CUTTING BOARD	COLANDER	ROLLER MAT	ACCESS #1	ACCESS #2	ACCESS #3	ACCESS #4	STRAINER BASKET	PAGE NO.
PESCARA	PTX110-28-CA	PT28-36S		SP-40S/ PT-40S	PT-41S	PE-70S	UV-36RM	PKGCVR DRAIN COVER Included	PT14-31S SHELF GRID			1145  Included	70
	PTX110-31-CA	PT31-36S		SP-40S/ PT-40S	PT-41S	PE-70S	UV-36RM	PKGCVR DRAIN COVER Included	PT14-31S SHELF GRID			1145  Included	70
	PTX110-31-WKC	PT31-36S		SP-40S/ PT-40S	PT-41S	PE-70S	UV-36RM	PKGCVR DRAIN COVER Included	PT14-31S SHELF GRID	903 INOX CREAM 		1145  Included	44, 71
	PTX160-31-CA	PT14-36S	PT17-36S	SP-40S/ PT-40S	PT-41S	PE-70S	UV-36RM	PKGCVR DRAIN COVER 2 Included	PT14-31S SHELF GRID			1145  Included	72
	PTX160-37-CA	PT14-36S	PT22-36S	SP-40S/ PT-40S	PT-41S	PE-70S	UV-36RM	PKGCVR DRAIN COVER 2 Included	PT14-31S SHELF GRID			1145  Included	72
	PTX160-40-CA	PT17-36S	PT22-36S	SP-40S/ PT-40S	PT-41S	PE-70S	UV-36RM	PKGCVR DRAIN COVER 2 Included	PT14-31S SHELF GRID			1145  Included	72
ORCA 2.0	OR2X110-S	OC2-36S			OC2-45SP			RNDCVR DRAIN COVER Included	OC2-31S-RH SHELF GRID	OC2-50C WIRE BASKET 	903 INOX CREAM 	1145  Included	76
	OR2X110-WKC	OC2-36S			OC2-45SP			RNDCVR DRAIN COVER Included	OC2-31S-RH SHELF GRID	OC2-50C WIRE BASKET 	903 INOX CREAM 	1145  Included	45, 77

Sinks and Accessories

	MODEL NO.	BOTTOM GRID	ACCESS #1	ACCESS #2	ACCESS #3	ACCESS #4	ACCESS #5	ACCESS #6	STRAINER BASKET	PAGE NO.
PRESTIGE	PCX1102109-CA 	PR-36S 		UV-36RM 	903 INOX CREAM 	AIUS100 ACCESSORY KIT 	AIUS200 ACCESSORY KIT 	AIUS300 ACCESSORY KIT 	1145  Included	79
CUBE	CUX110-15-CA 	CU15-36S 				AIUS100 ACCESSORY KIT 	AIUS200 ACCESSORY KIT 	AIUS300 ACCESSORY KIT 	1145  Included	82
	CUX110-19-CA 	CU19-36S 				AIUS100 ACCESSORY KIT 	AIUS200 ACCESSORY KIT 	AIUS300 ACCESSORY KIT 	1145  Included	82
	CUX110-20-CA 	CU20-36S 				AIUS100 ACCESSORY KIT 	AIUS200 ACCESSORY KIT 	AIUS300 ACCESSORY KIT 	1145  Included	82
	CUX110-21-CA 	CU21-36S 				AIUS100 ACCESSORY KIT 	AIUS200 ACCESSORY KIT 	AIUS300 ACCESSORY KIT 	1145  Included	83
	CUX110-23-CA 	CU23-36S 				AIUS100 ACCESSORY KIT 	AIUS200 ACCESSORY KIT 	AIUS300 ACCESSORY KIT 	1145  Included	83
	CUX110-25-CA 	CU25-36S 				AIUS100 ACCESSORY KIT 	AIUS200 ACCESSORY KIT 	AIUS300 ACCESSORY KIT 	1145  Included	84
	CUX110-27-CA 	CU27-36S 				AIUS100 ACCESSORY KIT 	AIUS200 ACCESSORY KIT 	AIUS300 ACCESSORY KIT 	1145  Included	84




























































































Sinks and Accessories

	MODEL NO.	BOTTOM GRID	BOTTOM GRID	ACCESS #1	ACCESS #2	ACCESS #3	ACCESS #4	STRAINER BASKET	PAGE NO.
CUBE	CUX110-30-CA 	CU30-36S 			AIUS100 ACCESSORY KIT 	AIUS200 ACCESSORY KIT 	AIUS300 ACCESSORY KIT 	1145  Included	84
	CUX11030-WKC 	CU30-36S  Included			AIUS300 ACCESSORY KIT 			1145  Included	46, 86
	CUX160-24-CA 	CU10-36S 	CU13-36S 		AIUS100 ACCESSORY KIT 	AIUS200 ACCESSORY KIT 	AIUS300 ACCESSORY KIT 	1145  Included	88
	CUX160-CA 	CU11-36S 	CU18-36S 		AIUS100 ACCESSORY KIT 	AIUS200 ACCESSORY KIT 	AIUS300 ACCESSORY KIT 	1145  Included	88
	CUX120-CA 	CU15-36S 			AIUS100 ACCESSORY KIT 	AIUS200 ACCESSORY KIT 	AIUS300 ACCESSORY KIT 	1145  Included	88
	CUX160-32-CA 	CU13-36S 	CU17-36S 		AIUS100 ACCESSORY KIT 	AIUS200 ACCESSORY KIT 	AIUS300 ACCESSORY KIT 	1145  Included	89
	CUX11021-ADA-CA 	CU21-36S 			AIUS100 ACCESSORY KIT 	AIUS200 ACCESSORY KIT 	AIUS300 ACCESSORY KIT 	1145  Included	90
CUX11027-ADA-CA 	CU27-36S 			AIUS100 ACCESSORY KIT 	AIUS200 ACCESSORY KIT 	AIUS300 ACCESSORY KIT 	1145  Included	90	
GRANDE	GDX11012-CA 	BGA1217S 		903 INOX CREAM 	AIUS100 ACCESSORY KIT 	AIUS200 ACCESSORY KIT 	AIUS300 ACCESSORY KIT 	1145  Included	95
	GDX11015-CA 	GD15-36S 		903 INOX CREAM 	AIUS100 ACCESSORY KIT 	AIUS200 ACCESSORY KIT 	AIUS300 ACCESSORY KIT 	1145  Included	93

Sinks and Accessories






















































































	MODEL NO.	BOTTOM GRID	BOTTOM GRID	ACCESS #1	ACCESS #2	ACCESS #3	ACCESS #4	STRAINER BASKET	PAGE NO.
GRANDE	GDX11018-CA	GD18-36S		903 INOX CREAM 	AIUS100 ACCESSORY KIT 	AIUS200 ACCESSORY KIT 	AIUS300 ACCESSORY KIT 	1145 Included	93
	GDX11023-CA	BGA2317S		903 INOX CREAM 	AIUS100 ACCESSORY KIT 	AIUS200 ACCESSORY KIT 	AIUS300 ACCESSORY KIT 	1145 Included	94
	GDX11028-CA	BG90S		903 INOX CREAM 	AIUS100 ACCESSORY KIT 	AIUS200 ACCESSORY KIT 	AIUS300 ACCESSORY KIT 	1145 Included	94
	GDX11031-CA	BGA3117S		903 INOX CREAM 	AIUS100 ACCESSORY KIT 	AIUS200 ACCESSORY KIT 	AIUS300 ACCESSORY KIT 	1145 Included	94
	GDX12031-CA	GD15-36S		903 INOX CREAM 	AIUS100 ACCESSORY KIT 	AIUS200 ACCESSORY KIT 	AIUS300 ACCESSORY KIT 	1145 1145SN Included	95
	ROTONDO	RBX110-S			903 INOX CREAM 	UV-36RM ROLLER MAT 			906 Included
OUTDOOR SERIES		ODX110-2310-316	PS23-36S Included					1140F-316 Included	99
	ODX110-2312-316	PS23-36S Included					1140F-316 Included	99	

Sinks and Accessories

MODEL NO.	BOTTOM GRID	CUTTING BOARD	ACCESS #1	ACCESS #2	ACCESS #3	ACCESS #4	ACCESS #5	STRAINER BASKET	PAGE NO.
MAG11020-S 	MA-20-36S 	MAC-40S 	MAC-70S 	PKG14-31RM ROLLER MAT 	900-XXX COLORLINE STRAINER BASKET 	WD-900-XXX COLORLINE DISPOSER FLANGE KIT 	RNDCVR-XXX DRAIN COVER 	1145  Included	108
MAG11023-S 	MA-23-36S 	MA2-40S 	PX-70S 	MA2-31RM ROLLER MAT 	900-XXX COLORLINE STRAINER BASKET 	WD-900-XXX COLORLINE DISPOSER FLANGE KIT 	RNDCVR-XXX DRAIN COVER 	1145  Included	108
MAG11025-S 	MA-25-36S 	MA2-40S 	PX-70S 	MA2-31RM ROLLER MAT 	900-XXX COLORLINE STRAINER BASKET 	WD-900-XXX COLORLINE DISPOSER FLANGE KIT 	RNDCVR-XXX DRAIN COVER 	1145  Included	109
MAG11028-S 	MA-28-36S 	MA2-40S 	PX-70S 	MA2-31RM ROLLER MAT 	900-XXX COLORLINE STRAINER BASKET 	WD-900-XXX COLORLINE DISPOSER FLANGE KIT 	RNDCVR-XXX DRAIN COVER 	1145  Included	110
MAG11029-S 	MA-29-36S 	MAC-40S 	MAC-70S 	PKG14-31RM ROLLER MAT 	900-XXX COLORLINE STRAINER BASKET 	WD-900-XXX COLORLINE DISPOSER FLANGE KIT 	RNDCVR-XXX DRAIN COVER 	1145  Included	110
MAG11031-S 	MA2-31-36S 	MA2-40S 	PX-70S 	MA2-31RM ROLLER MAT 	900-XXX COLORLINE STRAINER BASKET 	WD-900-XXX COLORLINE DISPOSER FLANGE KIT 	RNDCVR-XXX DRAIN COVER 	1145  Included	111
MAG110310W-S 	MA-31-36S 	MA3-40S 	PE-70S 	MA-31RM ROLLER MAT 	900-XXX COLORLINE STRAINER BASKET 	WD-900-XXX COLORLINE DISPOSER FLANGE KIT 	RNDCVR-XXX DRAIN COVER 	1145  Included	112
MAG110310W-WKC 	MA-31-36S 	MA3-40S 	PE-70S 	MA-31-RM ROLLER MAT 	900-XXX COLORLINE STRAINER BASKET 	WD-900-XXX COLORLINE DISPOSER FLANGE KIT 	RNDCVR-XXX DRAIN COVER 	1145  Included	113, 131
MAG1201414-S 	MA-14-36S 	MAC-40S 	MAC-70S 	PKG14-31RM ROLLER MAT 	900-XXX COLORLINE STRAINER BASKET 	WD-900-XXX COLORLINE DISPOSER FLANGE KIT 	RNDCVR-XXX DRAIN COVER 	1145  Included	114
MAG1601611LD-S 	MA-11-36S MA-16-36S  	MAC-40S 	MAC-70S 	PKG14-31RM ROLLER MAT 	900-XXX COLORLINE STRAINER BASKET 	WD-900-XXX COLORLINE DISPOSER FLANGE KIT 	RNDCVR-XXX DRAIN COVER 	1145  Included	115

MARIS
























































Sinks and Accessories

MODEL NO.	BOTTOM GRID	CUTTING BOARD	ACCESS #1	ACCESS #2	ACCESS #3	ACCESS #4	ACCESS #5	STRAINER BASKET	PAGE NO.
MAG1601812LD-S 	MA-12-36S MA-18-36S 	MA2-40S 	PX-70S 	MA2-31RM ROLLER MAT 	900-XXX COLORLINE STRAINER BASKET 	WD-900-XXX COLORLINE DISPOSER FLANGE KIT 	RNDCVR-XXX DRAIN COVER 	 Included	116
MAG1601812LD -WKC 	MA-12-36S MA-18-36S Included 	MA2-40S Included 	PX-70S Included 	MA2-31RM ROLLER MAT 	900-XXX COLORLINE STRAINER BASKET 	WD-900-XXX COLORLINE DISPOSER FLANGE KIT 	RNDCVR-XXX DRAIN COVER 	 Included	117, 137
MAG1201515-S 	MA-15-36S 	MA2-40S 	PX-70S 	MA2-31RM ROLLER MAT 	900-XXX COLORLINE STRAINER BASKET 	WD-900-XXX COLORLINE DISPOSER FLANGE KIT 	RNDCVR-XXX DRAIN COVER 	 Included	118
MAG61015-S 				UV-36RM ROLLER MAT 	900-XXX COLORLINE STRAINER BASKET 	WD-900-XXX COLORLINE DISPOSER FLANGE KIT 	RNDCVR-XXX DRAIN COVER 	 Included	118
MAG61020-S 	MA-20-36S 	MAC-40S 	MAC-70S 	PKG14-31RM ROLLER MAT 	900-XXX COLORLINE STRAINER BASKET 	WD-900-XXX COLORLINE DISPOSER FLANGE KIT 	RNDCVR-XXX DRAIN COVER 	 Included	119
MAG61023-S 	MA-23-36S 	MA2-40S 	PX-70S 	MA2-31RM ROLLER MAT 	900-XXX COLORLINE STRAINER BASKET 	WD-900-XXX COLORLINE DISPOSER FLANGE KIT 	RNDCVR-XXX DRAIN COVER 	 Included	120
MAG61023L-S 		MA3-40S 	PE-70S 	MA-17-31RM ROLLER MAT 	900-XXX COLORLINE STRAINER BASKET 	WD-900-XXX COLORLINE DISPOSER FLANGE KIT 	RNDCVR-XXX DRAIN COVER 	 Included	120
MAG61029-S 	MA-29-36S 	MAC-40S 	MAC-70S 	PKG14-31RM ROLLER MAT 	900-XXX COLORLINE STRAINER BASKET 	WD-900-XXX COLORLINE DISPOSER FLANGE KIT 	RNDCVR-XXX DRAIN COVER 	 Included	121
MAG61031-S 	MA2-31-36S 	MA2-40S 	PX-70S 	MA2-31-RM ROLLER MAT 	900-XXX COLORLINE STRAINER BASKET 	WD-900-XXX COLORLINE DISPOSER FLANGE KIT 	RNDCVR-XXX DRAIN COVER 	 Included	122
MAG61031OW-S 	MA31-36S 	MA3-40S 	PE-70S 	MA-31-RM ROLLER MAT 	900-XXX COLORLINE STRAINER BASKET 	WD-900-XXX COLORLINE DISPOSER FLANGE KIT 	RNDCVR-XXX DRAIN COVER 	 Included	122

















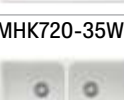


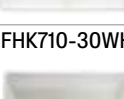



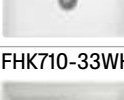
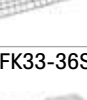


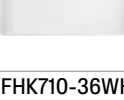

















Sinks and Accessories

	MODEL NO.	BOTTOM GRID	CUTTING BOARD	ACCESS #1	ACCESS #2	ACCESS #3	ACCESS #4	ACCESS #5	STRAINER BASKET	PAGE NO.
MARIS	MAG6601611LD-S 	MA-11-36S MA-16-36S 	MAC-40S 	MAC-70S 	PKG14-31RM ROLLER MAT 	900-XXX COLORLINE STRAINER BASKET 	WD-900-XXX COLORLINE DISPOSER FLANGE KIT 	RNDCVR-XXX DRAIN COVER 	1145  Included	123
	MAG6201414-S 	MA-14-36S 	MAC-40S 	MAC-70S 	PKG14-31RM ROLLER MAT 	900-XXX COLORLINE STRAINER BASKET 	WD-900-XXX COLORLINE DISPOSER FLANGE KIT 	RNDCVR-XXX DRAIN COVER 	1145  Included	124
	MAG6601812LD-S 	MA-12-36S MA-18-36S 	MA2-40S 	PX-70S COLANDER 	MA2-31RM ROLLER MAT 	900-XXX COLORLINE STRAINER BASKET 	WD-900-XXX COLORLINE DISPOSER FLANGE KIT 	RNDCVR-XXX DRAIN COVER 	1145  Included	124
	MAG6201515-S 	MA-15-36S 	MA2-40S 	PX-70S COLANDER 	MA2-31RM ROLLER MAT 	900-XXX COLORLINE STRAINER BASKET 	WD-900-XXX COLORLINE DISPOSER FLANGE KIT 	RNDCVR-XXX DRAIN COVER 	1145  Included	125
MARIS ADA	MAG11023ADA-S 	MAA-23-36S 	MA2-40S 	PX-70S COLANDER 	MA2-31RM ROLLER MAT 	900-XXX COLORLINE STRAINER BASKET 	WD-900-XXX COLORLINE DISPOSER FLANGE KIT 	RNDCVR-XXX DRAIN COVER 	1145  Included	126
	MAG61023ADA-S 	MAA-23-36S 	MA2-40S 	PX-70S COLANDER 	MA2-31RM ROLLER MAT 	900-XXX COLORLINE STRAINER BASKET 	WD-900-XXX COLORLINE DISPOSER FLANGE KIT 	RNDCVR-XXX DRAIN COVER 	1145  Included	126
PEAK	PKG110-14 	PKG14-36RM 			PKG14-31RM ROLLER MAT 	900-XXX COLORLINE STRAINER BASKET 	WD-900-XXX COLORLINE DISPOSER FLANGE KIT 	PKGCVR DRAIN COVER  Included	1145  Included	134
	PKG110-20 	PKG20-36RM 			PKG14-31RM ROLLER MAT 	900-XXX COLORLINE STRAINER BASKET 	WD-900-XXX COLORLINE DISPOSER FLANGE KIT 	PKGCVR DRAIN COVER  Included	1145  Included	134
	PKG110-31 	PKG31-36RM 	PG-40S 		PKG18-31RM ROLLER MAT 	900-XXX COLORLINE STRAINER BASKET 	WD-900-XXX COLORLINE DISPOSER FLANGE KIT 	PKGCVR DRAIN COVER  Included	1145  Included	135

Sinks and Accessories

	MODEL NO.	BOTTOM GRID	CUTTING BOARD	ACCESS #1	ACCESS #2	ACCESS #3	ACCESS #4	ACCESS #5	STRAINER BASKET	PAGE NO.
PEAK	PKG11031-WKC	PKG31-36RM	PG-40S	PKG18-31RM SHELF ROLLER MAT		900-XXX COLORLINE STRAINER BASKET	WD-900-XXX COLORLINE DISPOSER FLANGE KIT	PKGCVR DRAIN COVER	1145	129, 136
		 Included	 Included	 Included				 Included	 Included	
	PKG160LD-S	PKG12-36RM PKG17-36RM	PG-40S	PKG18-31RM SHELF ROLLER MAT		900-XXX COLORLINE STRAINER BASKET	WD-900-XXX COLORLINE DISPOSER FLANGE KIT	PKGCVR DRAIN COVER	1145	137
		 (2)Included		 Included				 Included	 Included	
ELLIPSE	ELG11022-CA			UV-36RM UNIVERSAL ROLLER MAT	AIUS100 & 200 ACCESSORY KIT	AIUS300 ACCESSORY KIT	900-XXX COLORLINE STRAINER BASKET	WD-900-XXX COLORLINE DISPOSER FLANGE KIT	1145	140
								 Included	 Included	
	ELG120-CA			UV-36RM UNIVERSAL ROLLER MAT	AIUS100 & 200 ACCESSORY KIT	AIUS300 ACCESSORY KIT	900-XXX COLORLINE STRAINER BASKET	WD-900-XXX COLORLINE DISPOSER FLANGE KIT	1145	140
								 Included	 Included	
	ELG160-CA			UV-36RM UNIVERSAL ROLLER MAT	AIUS100 & 200 ACCESSORY KIT	AIUS300 ACCESSORY KIT	900-XXX COLORLINE STRAINER BASKET	WD-900-XXX COLORLINE DISPOSER FLANGE KIT	1145	141
								 Included	 Included	
	ESPW25229-1-CA					AIUS100 & 200 ACCESSORY KIT	AIUS300 ACCESSORY KIT	900-XXX COLORLINE STRAINER BASKET	WD-900-XXX COLORLINE DISPOSER FLANGE KIT	1145
								 Included	 Included	
EDDB33229-1-CA					AIUS100 & 200 ACCESSORY KIT	AIUS300 ACCESSORY KIT	900-XXX COLORLINE STRAINER BASKET	WD-900-XXX COLORLINE DISPOSER FLANGE KIT	1145	142
								 Included	 Included	
E00X33229-1-CA					AIUS100 & 200 ACCESSORY KIT	AIUS300 ACCESSORY KIT	900-XXX COLORLINE STRAINER BASKET	WD-900-XXX COLORLINE DISPOSER FLANGE KIT	1145	143
								 Included	 Included	

Sinks and Accessories

	MODEL NO.	BOTTOM GRID	BOTTOM GRID	CUTTING BOARD	ACCESS #1	ACCESS #2	STRAINER BASKET	PAGE NO.
MANOR HOUSE 2.0	MH2K7201414-GWH 	MH12-36S-LH 	MH12-36S-RH 	OA-40S 			1145 1145SN 	150
MANOR HOUSE	MHK110-20WH 			OA-40S 			1145 1145SN 	154
	MHK110-24WH 	MK24-36C 		OA-40S 			1145 1145SN 	154
	MHK110-28WH 	MK28-36C 		OA-40S 			1145 1145SN 	154
	MHK720-35WH 			OA-40S 			1145 1145SN 	155
	FHK710-30WH 	FK30-36S 		OA-40S 			1145 1145SN 	158
FARM HOUSE	FHK710-33WH 	FK33-36S 		OA-40S 			1145 1145SN 	158
	FHK710-36WH 	FK36-36S 		OA-40S 			1145 1145SN 	158
	CCK110-13WH 	CK13-36C 		OA-40S 	UV-36RM ROLLER MAT 		1145 1145SN 	161
CISTERNA	CCK110-15WH 			OA-40S 	UV-36RM ROLLER MAT 		1145 1145SN 	161
	CCK110-19WH 	CK19-36C 		OA-40S 	UV-36RM ROLLER MAT 		1145 1145SN 	161



ALL-IN Accessory Systems

ACCESSORY COMPONENT	AIUS100	AIUS200	AIUS300
TELESCOPIC BRIDGE 	YES	YES	YES
SMALL COLANDER 		YES	YES
PREP BOWL 		YES	YES
WOODEN BOWL LID 		YES	YES
SILICONE MAT 		YES	YES
WOODEN CHOPPING BOARD 	YES	YES	YES
LARGE COLANDER 	YES		YES
STORAGE CONTAINER 			YES

ALL-IN ACCESSORY SYSTEM

Minimum Cabinet Size

12"



PKX1108-S
Page 50

15"



GDX11012-CA
Page 93



PKX11013-S
Page 50

18"



CCK110-13WH
Page 161



CUX11010-W
Page 39



CUX110-15-CA
Page 82



GDX11015-CA
Page 93



MAG61015-S
(Topmount)
Page 118



PKX11016-S
Page 50



PS2X110-15-CA
Page 58



PTX110-14-CA
Page 68



RBX110-S
(Topmount)
Page 97

21"



CCK110-15WH
Page 161



CUX110-19-CA
Page 82



GDX11018-CA
Page 93



MAG61015-S
(Undermount)
Page 118



MHK110-20WH
Page 154



MMX11015-XXX-WKC
Page 32



PKG110-14
Page 134



PS2X110-18-CA
Page 58



PTX110-17-CA
Page 68



RBX110-S
(Undermount)
Page 97

24"



CUX110-20-CA
Page 82



CUX11021-ADA-CA
Page 90



CUX110-21-CA
Page 83



MAG11020-S
Page 108



MAG61020-S
(Topmount)
Page 119



MHK110-24WH
Page 154



PCX1102109-CA
Page 79



PKX11018-S
Page 51



PKX11021-S
Page 51



PS2X110-21-CA
Page 58



PTX110-20-CA
Page 68

Minimum Cabinet Size

27"

						
CCK110-19WH Page 161	CUX110-23-CA Page 83	CUX110-25-CA Page 84	CUX160-24-CA Page 88	ELG11022-CA Page 140	ESPW25229-1-CA Page 142	GDX11023-CA Page 94
						
MAG11023ADA-S Page 126	MAG11023-S Page 108	MAG61020-S (Undermount) Page 119	MAG61023-S (Topmount) Page 120	MAG61023L-S (Topmount) Page 120	MAG61023ADA-S (Topmount) Page 126	ODX110-2310-316 Page 99
						
ODX110-2312-316 Page 99	PKG110-20 Page 134	PS2X110-24-CA Page 59	PS2X110-24-12-CA Page 59	PKX11025-S Page 52	PTX110-22-CA Page 69	

30"

						
CUX11027-ADA-CA Page 90	CUX110-27-CA Page 84	FHK710-30WH Page 158	MAG11025-S Page 109	MAG61023-S (Undermount) Page 120	MAG61023ADA-S (Undermount) Page 126	MAG61023L-S (Undermount) Page 120
						
MHK110-28WH Page 154	PKX11028-S Page 52	PKX11028-WKC Page 42, 54	PS2X110-27-CA Page 60	PTX110-25-CA Page 69		

33"

						
CUX110-30-CA Page 84	CUX11030-WKC Page 46, 86	CUX120-CA Page 88	CUX160-CA Page 88	CUX160-32-CA Page 89	FHK710-33WH Page 158	GDX11028-CA Page 94
						
GDX11031-CA Page 94	GDX12031-CA Page 95	MAG11028-S Page 110	MAG11029-S Page 110	MAG1201414-S Page 114	MAG1601611LD-S Page 115	MAG61029-S (Topmount) Page 121
						
MAG6201414-S (Topmount) Page 124	MAG6601611LD-S (Topmount) Page 123	MH2K7201414-GWH Page 150	MMX11027-XXX-WKC Page 34	OR2X110-S Page 76	OR2X110-WKC Page 45, 77	

Minimum Cabinet Size

33"



PKX160-RH-S
PKX160-LH-S
Page 52



PTX160-31-CA
Page 72



PS2X110-30-12-CA
Page 60



PS2X160-18-11-CA
Page 64



PS2X110-30-CA
Page 60



PS2X120-14-14-CA
Page 64



PTX110-28-CA
Page 70

36"



EDDB33229-1-CA
Page 142



ELG120-CA
Page 140



ELG160-CA
Page 141



E00X33229-1-CA
Page 143



MAG61029-S
(Undermount)
Page 121



MAG6201414-S
(Undermount)
Page 124



MAG6601611LD-S
(Undermount)
Page 123



FKH710-36WH
Page 158



MAG11031-S
Page 111



MAG11031OW-S
Page 112



MAG11031OW-WKC
Page 113, 131



MAG1601812LD-WKC
Page 117, 137



MAG61031-S
Page 122



MAG61031OW-S
Page 122



MAG1201515-S
Page 118



MAG1601812LD-S
Page 116



MAG6201515-S
Page 125



MAG6601812LD-S
Page 124



MHK720-35WH
Page 155



PKG160LD-S
Page 137



PKG110-31
Page 135



PKG11031-WKC
Page 129, 136



PS2X110-33-WKC
Page 43, 62



PS2X110-33-CA
Page 61



PS2X120-16-16-CA
Page 64



PTX110-31-CA
Page 70



PTX110-31-WKC
Page 44, 71

39"



CUX16021-W
Page 39






























PTX160-37-CA
Page 72

42"












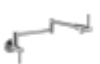





PTX160-40-CA
Page 72

























Faucet Style Guide

	STAINLESS STEEL	SATIN NICKEL	POLISHED CHROME	INDUSTRIAL BLACK	GOLD	COPPER	ANTHRACITE	POLAR WHITE	STONE GREY	ONYX	MATTE BLACK	CHAMPAGNE	OYSTER	
PULL-OUT FAUCETS			Icon ICN-PO-CHR Page 175 								Icon ICN-PO-MBK Page 175 			
	Atlas Neo ATL-PO-304 Page 189 													
	Steel STL-PO-304 Page 181 			Steel STL-PO-IBK Page 181 	Steel STL-PO-GLD Page 181 									
			Active ACT-PO-CHR Page 192 					Active ACT-PO-PWT Page 192 	Active ACT-PO-STG Page 192 	Active ACT-PO-ONY Page 192 	Active ACT-PO-MBK Page 192 	Active ACT-PO-CHA Page 192 	Active ACT-PO-OYS Page 192 	
		Smart SMA-PO-SNI Page 199 	Smart SMA-PO-CHR Page 199 											
PULL-DOWN FAUCETS	Mythos MMX-PD-304 Page 170 				Mythos MMX-PD-GLD Page 170 	Mythos MMX-PD-CPR Page 170 	Mythos MMX-PD-ANT Page 170 							
		Maris Lario LAR-PD-SNI Page 196 	Maris Lario LAR-PD-CHR Page 196 								Maris Lario LAR-PD-MBK Page 196 			
	Steel STL-PD-304 Page 180 			Steel STL-PD-IBK Page 180 	Steel STL-PD-GLD Page 180 									
			Active ACT-PD-CHR Page 192 							Active ACT-PD-MBK Page 192 				


































Faucet Style Guide

	STAINLESS STEEL	SATIN NICKEL	POLISHED CHROME	INDUSTRIAL BLACK	GOLD	ANTHRACITE	POLAR WHITE	STONE GREY	ONYX	MATTE BLACK	CHAMPAGNE	OYSTER
PULL-DOWN FAUCETS	Eos Neo EOS-PD-304 Page 184 			Eos Neo EOS-PD-IBK Page 184 	Eos Neo EOS-PD-GLD Page 184 	Eos Neo EOS-PD-ANT Page 184 						
										Icon ICN-SP-MBK Page 174 		
SEMI-PRO FAUCETS	Pescara PES-SPX-304 Page 177 											
	Pescara PES-SP-304 Page 177 											
			Active ACT-SP-CHR Page 192 							Active ACT-SP-MBK Page 192 		
OUTDOOR FAUCETS	Steel STL-PD-316 Page 180 											
	Eos Neo EOS-PD-316 Page 184 											
POT FILLER	Steel STL-PF-304 Page 181 											
		Maris Lario LAR-PF-SNI Page 198 	Maris Lario LAR-PF-CHR Page 198 							Maris Lario LAR-PF-MBK Page 198 		

Faucet Style Guide

	STAINLESS STEEL	SATIN NICKEL	POLISHED CHROME	INDUSTRIAL BLACK	GOLD	COPPER	ANTHRACITE	POLAR WHITE	STONE GREY	ONYX	MATTE BLACK	CHAMPAGNE	OYSTER
COLD FILTRATION FAUCETS	Universal L UNL-FW-304 Page 207 												
	Universal J UNJ-FW-304 Page 208 		Universal J UNJ-FW-CHR Page 208 	Universal J UNJ-FW-IBK Page 208 	Universal J UNJ-FW-GLD Page 208 								
		Maris Lario LAR-FW-SNI Page 197 	Maris Lario LAR-FW-CHR Page 197 								Maris Lario LAR-FW-MBK Page 197 		
HOT FILTRATION FAUCETS	Universal L UNL-HO-304 Page 207 												
	Universal J UNJ-HO-304 Page 208 		Universal J UNJ-HO-CHR Page 208 	Universal J UNJ-HO-IBK Page 208 	Universal J UNJ-HO-GLD Page 208 								
		Maris Lario LAR-HO-SNI Page 197 	Maris Lario LAR-HO-CHR Page 197 								Maris Lario LAR-HO-MBK Page 197 		
HOT/COLD FILTRATION FAUCETS	Universal L UNL-HC-304 Page 207 												
	Universal J UNJ-HC-304 Page 208 		Universal J UNJ-HC-CHR Page 208 	Universal J UNJ-HC-IBK Page 208 	Universal J UNJ-HC-GLD Page 208 								
		Maris Lario LAR-HC-SNI Page 197 	Maris Lario LAR-HC-CHR Page 197 								Maris Lario LAR-HC-MBK Page 197 		

Faucet Style Guide

	STAINLESS STEEL	SATIN NICKEL	POLISHED CHROME	INDUSTRIAL BLACK	GOLD	COPPER	ANTHRACITE	POLAR WHITE	STONE GREY	ONYX	MATTE BLACK	CHAMPAGNE	OYSTER	
SOAP DISPENSERS		Universal UNI-SD-SNI Page 223 	Universal UNI-SD-CHR Page 223 											
	Atlas ATL-SD-316 Page 223 			Atlas ATL-SD-IBK Page 223 	Atlas ATL-SD-GLD Page 223 	Atlas ATL-SD-CPR Page 223 	Atlas ATL-SD-ANT Page 223 							
		Active ACT-SD-SNI Page 223 	Active ACT-SD-CHR Page 223 					Active ACT-SD-PWT Page 223 	Active ACT-SD-STG Page 223 	Active ACT-SD-ONY Page 223 	Active ACT-SD-MBK Page 223 	Active ACT-SD-CHA Page 223 	Active ACT-SD-OYS Page 223 	
BAR FAUCETS	Steel STL-BR-304 Page 181 			Steel STL-BR-IBK Page 181 	Steel STL-BR-GLD Page 181 									
	Eos Neo EOS-BR-304 Page 186 			Eos Neo EOS-BR-IBK Page 185 	Eos Neo EOS-BR-GLD Page 185 									
		Maris Lario LAR-BR-SNI Page 196 	Maris Lario LAR-BR-CHR Page 196 								Maris Lario LAR-BR-MBK Page 196 			
PREP	Steel STL-PR-316 Page 180 			Steel STL-PR-IBK Page 180 	Steel STL-PR-GLD Page 180 									
	Eos Neo EOS-PR-304 Page 185 			Eos Neo EOS-PR-IBK Page 185 	Eos Neo EOS-PR-GLD Page 185 									
		Maris Lario LAR-PR-SNI Page 196 	Maris Lario LAR-PR-CHR Page 196 								Maris Lario LAR-PR-MBK Page 196 			

Terms & Conditions

For Franke Home Solutions, LLC terms and conditions please visit <https://www.franke.com/ca/en/home-solutions/general-terms-and-conditions-of-sale.html>.

FRANKE HOME SOLUTIONS WARRANTY

EFFECTIVE OCTOBER 1, 2023

In the United States, Canada and Latin America, Franke warrants the products from manufacturing defects in material and workmanship when purchased from Franke or a Franke Authorized Retailer pursuant to product-specific warranties detailed herein (each, a “Warranty” and collectively, the “Warranties”). The products must be properly installed, per company’s installations instructions, in its original installation, and used in normal indoor residential kitchen applications. Any products or components which have been modified or altered, from its original intended condition will void the warranty. The Franke Warranties are limited to the original purchaser and are non-transferable. These Warranties do not include products purchased from non-Authorized Retailers, products that are obsolete or discontinued, or products that were previous display models. All issues with installed products are considered warranty claims and not subject to the Return Policy. Franke reserves the right to inspect any product reported to be defective and the original installation prior to providing a replacement product and/or component. All decisions are final. In no situation shall the liability of Franke exceed the amount of the original purchase price.

The Warranties do not cover, and Franke shall not be liable for, any damage to products or components resulting from misuse or abuse, accidental damages, normal wear such as scuffs, scratches or finish reduction/fading; improper installation, abnormal usage, negligence, damage caused by improper maintenance or cleaning. Damage caused by impurities, corrosive chemicals or acts beyond Franke’s control are not covered by any Warranty.

Franke product replacements do not include transportation, shipping, diagnosis, labor, installation, removal, disposal for any products or liability for project delays. Product replacements are not guaranteed to be exact replacements. The owner of a product is liable for any transportation and re-installation costs related to any warranty for such product. If the original product is not available at the time of the warranty claim, at Franke’s option, the product replacements will be of similar size, material, and value. Any products or components which have been modified or altered, from its original intended condition will void the warranty.

The Warranties do not allow recovery of incidental or consequential damages such as loss of use, delay, property damage or other consequential damage, and Franke accepts no liability for such damages. Each Warranty is limited to the conditions set forth herein and to the applicable warranty period specified herein and is exclusive. EXCEPT FOR THE WARRANTIES SET FORTH HEREIN, FRANKE MAKES NO WARRANTY WHATSOEVER WITH RESPECT TO THE PRODUCTS, INCLUDING, BUT NOT LIMITED TO, (1) ANY WARRANTY OF MERCHANTABILITY, (2) WARRANTY OF FITNESS FOR A PARTICULAR PURPOSE, (3) WARRANTY OF TITLE, OR (4) WARRANTY AGAINST INFRINGEMENT OF INTELLECTUAL PROPERTY RIGHTS OF A THIRD PARTY, WHETHER EXPRESS OR IMPLIED BY LAW, COURSE OF DEALING, COURSE OF PERFORMANCE, USAGE OF TRADE OR OTHERWISE. LEGAL DISCLAIMER PLEASE READ CAREFULLY. Franke Home Solutions North America, LLC/Franke Kindred Canada Limited provides the above information to you as a public service to our customers. By accessing and using this information, you agree to the following and to comply with all applicable laws. If you do not agree with these terms and conditions, do not use this information. While we try to keep the information current, changes may have occurred since its creation. Contact your Regional Manager or Customer Service to verify information regarding Franke Home Solutions North America, LLC/Franke Kindred Canada programs and their use by you.

Franke Residential Stainless, Granite and Fireclay Sink Limited Lifetime Warranty:

Franke warrants that each Franke sink will be free from manufacturing defects in material and workmanship for the expected lifetime of the sink when used in standard residential indoor applications. The warranty covers sinks installed in its original installation per Franke installation instructions in residential applications using conventional or solid surface countertop. For surface coated sinks (i.e. Franke Mythos Masterpiece sinks) Franke warrants that each sink will be free of manufacturing defects in materials and workmanship for two (2) years from the original date of purchase.

Franke Residential Disposal Limited Warranty:

Franke warrants that disposers are free from manufacturing defects in material and workmanship for the period ranging from two (2) years to Limited Lifetime as documented in the annual product catalogs and/or instructions included with the products.

Franke Residential Faucet Limited Lifetime Warranty:

Franke warrants that mechanical components (body, handle and spout) in all faucets purchased after January 1, 2003, will be free of manufacturing defects for the expected lifetime of the faucet. Franke shall not be liable for any damage caused by normal wear and tear to wearable parts of the faucet. The expected useful lifetime of wearable parts is; one (1) year: aerator, o-rings; five (5) years: cartridge, hose, electrical components; ten (10) years: spray head. The wearable parts can be purchased as spare parts from Franke or their Authorized Retailers. Franke warrants the chrome finishes on Franke faucets will be free of manufacturing defect for the lifetime of the faucet; and all other finishes on Franke faucets will be free of manufacturing defects for five (5) years from the original date of purchase. Faucets purchased prior to 2003 are subject to the warranty in place at time of purchase.

Franke Residential Filtration Limited Warranty:

Franke warrants mechanical components in filtration faucets, filtration canisters, filters and filtered water temperature modification devices; heating tanks and chillers, to be free from manufacturing defects in material and workmanship for the period ranging from one (1) year to ten (10) years as documented in the annual product catalogs and/or instructions included with the products.

Franke Residential Soap Dispensers Limited Warranty:

Franke warrants that Franke soap dispensers are free from manufacturing defects in material and workmanship for a period of five (5) years from the date of purchase. Such warranty does not cover damage caused by the use of aggressive soaps or chemicals.

Franke Residential Accessories Limited Warranty:

Franke warrants that Franke accessories, including, but not limited to bottom grids, shelves, waste kits, colanders, chopping boards are free from manufacturing defects in material and workmanship for a period of one (1) year from the dates of original purchase.

Franke Residential Outdoor Installation Limited Warranty:

Specific Franke products noted below are engineered for outdoor applications. These products are warranted to be free from manufacturing defects in material and workmanship for outdoor installations for ten (10) years from the date of purchase. Stainless Sinks: ODX110-2310-316 and ODX110-2312-316 and Stainless Faucets: FF3352, FF3452SS, EOS-PD-316 and STL-PD-316.

This warranty supersedes all other warranties, expressed or implied. No employee, field sales representatives, or distribution persons are authorized to give any warranties on behalf of Franke Home Solutions North America, LLC or Franke Kindred Canada Limited.

Terms & Conditions

To make an installed product warranty claim please contact Franke at the provided contact information below. All warranty claims must include the following for processing:

1. Proof of purchase from Franke or Franke Authorized Retailer
2. Original purchaser's name, address (included city, state, zip), email address and phone number
3. Franke model number
4. Date of installation
5. Description of the defect
6. Photos of the defect

In the US:
Franke Home Solutions
Attn: Warranty Department
800 Aviation Parkway
Smyrna, TN 37167
HS-Warranty.US@Franke.com

In Canada:
Franke Home Solutions
Attn: Warranty Department
1000 Franke Kindred Road
Midland, Ontario L4R 4K9
HS-Warranty.CA@Franke.com

Legal Entities
USA: Franke Home Solutions North America, LLC
Canada: Franke Kindred Canada Limited

LEGAL DISCLAIMER

Please read carefully.

Franke Home Solutions North America, LLC provides the above information to you as a public service to our customers. By accessing and using this information, you agree to the following and to comply with all applicable laws. If you do not agree with these terms and conditions, do not use this information. While we try to keep the information current, changes may have occurred since its creation. Contact your Regional Manager or Customer Service to verify information regarding Franke Home Solutions North America, LLC programs and their use by you.

Copyright and Other Intellectual Property Rights. This document and our website are protected by copyright pursuant to U.S. copyright laws, international treaties, and other copyright laws. This document and our website contains copyrighted material, trademarks, and other proprietary information of Franke Home Solutions North America, LLC and others (collectively "Proprietary Material"), which may include, but shall not be limited to: text, software, photos, video, graphics, images, music and sound. You may not modify, publish, copy, transmit, participate in the transfer or sale of, create derivative works of, or in any way exploit, in whole or in part, any Proprietary Material without the prior written authorization of Franke Home Solutions North America, LLC or the applicable rights holder.

Changes. We may change these terms and any part (or all) of the information enclosed at any time without notice. Any changes will apply to your future use, so you should contact your Regional Manager or Customer Service periodically. If you use this information after any changes to these terms, then you accept those changes.

Choice of Law. We are a Delaware limited liability company and these Terms and Conditions, and the purchase of products from Franke Home Solutions North America, LLC, shall be governed by the substantive laws of the State of Delaware, including the Uniform Commercial Code as adopted in Delaware, and the United Nations Convention on Contracts for the International Sale of Goods shall not apply. Any cause of action must be commenced within one year after the claim or cause of action arises. If a court of competent jurisdiction holds these terms and conditions or any part of them to be invalid, then that part shall be enforced to the maximum extent possible and the remainder of these terms and conditions will remain in full force and effect.



FRANKE

Franke Home Solutions
1000 Franke Kindred Road
Midland, Ontario L4R 4K9
franke.com

FCATCAEN25

Rev. 01052026



2026 Residential Price List
 Effective: January 1, 2026 | V1

Product Group	Item Number	Description	PRICE
FAUCET HS	ACT-PD-CHR	ACTIVE KITCHEN PULL DOWN CHROME	\$943
FAUCET HS	ACT-PD-MBK	ACTIVE KITCHEN PULL DOWN MATTE BLACK	\$1,078
FAUCET HS	ACT-PO-CHA	ACTIVE KITCHEN PULL OUT - CHAMPAGNE	\$1,131
FAUCET HS	ACT-PO-CHR	ACTIVE KITCHEN PULL OUT - CHROME	\$1,024
FAUCET HS	ACT-PO-MBK	ACTIVE KITCHEN PULL OUT -MATTE BLACK	\$1,131
FAUCET HS	ACT-PO-ONY	ACTIVE KITCHEN PULL OUT - ONYX	\$1,131
FAUCET HS	ACT-PO-OYS	ACTIVE KITCHEN PULL OUT - OYSTER	\$1,131
FAUCET HS	ACT-PO-PWT	ACTIVE KITCHEN PULL OUT -POLAR WHITE	\$1,131
FAUCET HS	ACT-PO-STG	ACTIVE KITCHEN PULL OUT - STONE GREY	\$1,131
FAUCET HS	ACT-SP-CHR	ACTIVE SEMIPRO CHROME	\$997
FAUCET HS	ACT-SP-MBK	ACTIVE SEMIPRO MATTE BLACK	\$1,104
FAUCET HS	ATL-PO-304	ATLAS NEO PULL OUT STAINLESS	\$1,131
FAUCET HS	EOS-BR-304	EOS NEO BAR STAINLESS	\$836
FAUCET HS	EOS-BR-GLD	EOS NEO BAR GOLD	\$997
FAUCET HS	EOS-BR-IBK	EOS NEO BAR INDUSTRIAL BLACK	\$997
FAUCET HS	EOS-PD-304	EOS NEO KITCHEN STAINLESS	\$1,051
FAUCET HS	EOS-PD-316	EOS NEO T316 KITCHEN STAINLESS	\$1,212
FAUCET HS	EOS-PD-ANT	EOS NEO KITCHEN ANTHRACITE	\$1,212
FAUCET HS	EOS-PD-GLD	EOS NEO KITCHEN GOLD	\$1,212
FAUCET HS	EOS-PD-IBK	EOS NEO KITCHEN INDUSTRIAL BLACK	\$1,212
FAUCET HS	EOS-PR-304	EOS NEO PREP STAINLESS	\$970
FAUCET HS	EOS-PR-GLD	EOS NEO PREP GOLD	\$1,131
FAUCET HS	EOS-PR-IBK	EOS NEO PREP INDUSTRIAL BLACK	\$1,131
FAUCET HS	ICN-PO-CHR	ICON PULL OUT CHROME	\$1,319
FAUCET HS	ICN-PO-MBK	ICON PULLOUT MATTE BLACK	\$1,427
FAUCET HS	ICN-SP-MBK	ICON SEMIPRO MATTE BLACK	\$1,534
FAUCET HS	LAR-BR-CHR	MARIS LARIO BAR FAUCET CHROME	\$540
FAUCET HS	LAR-BR-MBK	MARIS LARIO BAR FAUCET MATTE BLACK	\$701
FAUCET HS	LAR-BR-SNI	MARIS LARIO BAR FAUCET SATIN NICKEL	\$648
FAUCET HS	LAR-PD-CHR	MARIS LARIO PULL DOWN FAUCET CHROME	\$701
FAUCET HS	LAR-PD-MBK	MARIS LARIO PULL DOWN FAUCET MATTE BLACK	\$863
FAUCET HS	LAR-PD-SNI	MARIS LARIO PULL DOWN FAUCET SATIN NICKEL	\$809
FAUCET HS	LAR-PF-CHR	MARIS LARIO POT FILLER CHROME	\$782
FAUCET HS	LAR-PF-MBK	MARIS LARIO POT FILLER MATTE BLACK	\$943
FAUCET HS	LAR-PF-SNI	MARIS LARIO POT FILLER SATIN NICKEL	\$889
FAUCET HS	LAR-PR-CHR	MARIS LARIO PREP FAUCET CHROME	\$648
FAUCET HS	LAR-PR-MBK	MARIS LARIO PREP FAUCET MATTE BLACK	\$809
FAUCET HS	LAR-PR-SNI	MARIS LARIO PREP FAUCET SATIN NICKEL	\$755
FAUCET HS	MMX-PD-304	MYTHOS PD FAUCET SS304	\$1,373
FAUCET HS	MMX-PD-ANT	MYTHOS PD FAUCET ANT	\$1,534
FAUCET HS	MMX-PD-CPR	MYTHOS PD FAUCET COPPER	\$1,534
FAUCET HS	MMX-PD-GLD	MYTHOS PD FAUCET GOLD	\$1,534
FAUCET HS	PES-360-CHR	TAP PESCARA 360 SEMIPRO	\$889

FAUCET HS	PES-360-MBK	PESCARA SEMIPRO 360 FAUCET	\$1,051
FAUCET HS	PES-SP-304	TAP PESCARA L SEMIPRO SS	\$1,319
FAUCET HS	PES-SPX-304	TAP PESCARA XL SEMIPRO SS	\$1,427
FAUCET HS	SMA-PO-CHR	SMART FAUCET PULL OUT SPRAY - CHROME	\$782
FAUCET HS	SMA-PO-SNI	SMART FAUCET PULL OUT SPRAY- SN	\$889
FAUCET HS	STL-BR-304	STEEL 1 HOLE BAR STAINLESS	\$943
FAUCET HS	STL-BR-GLD	STEEL BAR GOLD	\$1,104
FAUCET HS	STL-BR-IBK	STEEL BAR BLACK STAINLESS	\$1,104
FAUCET HS	STL-PD-304	STEEL 1 HOLE PULL DOWN STAINLESS	\$1,158
FAUCET HS	STL-PD-316	STEEL PULL DOWN SPRAY 316 OUTDOOR	\$1,319
FAUCET HS	STL-PD-GLD	STEEL PULL DOWN GOLD	\$1,319
FAUCET HS	STL-PD-IBK	STEEL 1 HOLE PULL DOWN STAINLESS	\$1,319
FAUCET HS	STL-PF-304	STEEL POT FILLER - STAINLESS STEEL	\$1,212
FAUCET HS	STL-PO-304	STEEL 1 HOLE PULL OUT STAINLESS	\$1,078
FAUCET HS	STL-PO-GLD	STEEL PULL OUT GOLD	\$1,239
FAUCET HS	STL-PO-IBK	STEEL PULL OUT INDUSTRIAL BLACK	\$1,239
FAUCET HS	STL-PR-304	STEEL 1 HOLE PREP STAINLESS	\$1,078
FAUCET HS	STL-PR-GLD	STEEL PREP PULL DOWN GOLD	\$1,239
FAUCET HS	STL-PR-IBK	STEEL PREP INDUSTRIAL BLACK	\$1,239
FIRECLAY	CCK110-13WH	CISTERNA FC UM SGL 18CAB WHITE	\$1,327
FIRECLAY	CCK110-15WH	CISTERNA FC UM SGL 21CAB WHITE	\$1,370
FIRECLAY	CCK110-19WH	CISTERNA FC UM SGL 27CAB WHITE	\$1,499
SS SINK	CLV110-24	CRYSTAL UM 16G SS SGL 27 CAB	\$754
SS SINK	CLV110-28	CRYSTAL UM 16G SS SGL 33 CAB	\$921
SS SINK	CUX11010-W	CUBE ACCESSORY SINK / BIN 19 GA	\$3,452
SS SINK	CUX11015	CUBE UM 18G SS SGL 21CAB	\$1,243
SS SINK	CUX11019	CUBE UM 18G SS SGL 24 CAB	\$1,302
SS SINK HS	CUX11020	CUBE UM 18G SS SGL 24CAB	\$1,356
SS SINK	CUX11021	CUBE UM 18G SS SGL 27CAB	\$1,421
SS SINK	CUX11021-ADA	CUBE 18G SS SGL ADA 27 CAB	\$1,421
SS SINK	CUX11023	CUBE UM 18G SS SGL 30 CAB	\$1,469
SS SINK	CUX11025	CUBE UM 18G SS SGL 30 CAB	\$1,528
SS SINK	CUX11027	CUBE UM 18G SS SGL 33CAB	\$1,614
SS SINK	CUX11027-ADA	CUBE 18G SS SGL ADA 33 CAB	\$1,614
SS SINK HS	CUX11030	CUBE UM 18G SS SGL 36CAB	\$1,791
SS SINK	CUX11030-WKC	CUBE WORKCENTER UM 18G SS SGL 36CAB	\$2,560
SS SINK	CUX120	CUBE UM 18G SS DBL 36CAB	\$1,969
SS SINK	CUX160	CUBE UM 18G SS DBL 36CAB	\$1,969
SS SINK	CUX16021-W	CULINARY WORKCENTER UM 19G SS DBL	\$4,511
SS SINK	CUX16024	CUBE UM 18G SS SGL 30 CAB	\$1,614
SS SINK	CUX16032	CUBE UM 18G SS SGL 36 CAB	\$2,028
GRANITE HS	EDCH33229-1	ELLIPSE DM GRN CHAMPAGNE DBL 36CAB	\$758
GRANITE HS	EDDB33229-1	ELLIPSE DM GRN MOCHA DBL 36CAB	\$758
GRANITE HS	EDOY33229-1	ELLIPSE DM GRN OYSTER DBL 36CAB	\$758
GRANITE HS	EDPW33229-1	ELLIPSE DM GRN POLAR WHITE DBL 36CAB	\$758
GRANITE HS	EDSG33229-1	ELLIPSE DM GRN STONE GREY DBL 36CAB	\$790
GRANITE	EDSL33229-1	ELLIPSE DM GRN SLATE GREY DBL 36CAB	\$758

GRANITE	ELG11022CHA	ELLIPSE UM GRN CHAMPAGNE SGL 30CAB	\$729
GRANITE HS	ELG11022MOC	ELLIPSE UM GRN MOCHA SGL 30CAB	\$729
GRANITE	ELG11022ONY	ELLIPSE UM GRN ONYX SGL 30CAB	\$729
GRANITE	ELG11022OYS	ELLIPSE UM GRN OYSTER SGL 30CAB	\$729
GRANITE	ELG11022PWT	ELLIPSE UM GRN POLAR WHITE SGL 30CAB	\$729
GRANITE	ELG11022SHG	ELLIPSE UM GRN STONE GREY SGL 30CAB	\$729
GRANITE	ELG11022SLG	ELLIPSE UM GRN SLATE GREY SGL 30CAB	\$729
GRANITE	ELG120MOC	ELLIPSE UM GRN MOCHA DBL 36CAB	\$758
GRANITE	ELG120ONY	ELLIPSE UM GRN ONYX DBL 36CAB	\$758
GRANITE	ELG120PWT	ELLIPSE UM GRN POLAR WHITE DBL 36CAB	\$758
GRANITE	ELG120SHG	ELLIPSE UM GRN STONE GREY DBL 36CAB	\$758
GRANITE RAW	ELG120SLG	ELLIPSE UM GRN SLATE GREY DBL 36CAB	\$758
GRANITE	ELG160MBK	ELLIPSE UM GRN MBK DBL 36CAB	\$758
GRANITE HS	ELG160MOC	ELLIPSE UM GRN MOCHA DBL 36CAB	\$758
GRANITE	ELG160ONY	ELLIPSE UM GRN ONYX DBL 36CAB	\$758
GRANITE	ELG160OYS	ELLIPSE UM GRN OYSTER DBL 36CAB	\$758
GRANITE	ELG160SHG	ELLIPSE UM GRN STONE GREY DBL 36CAB	\$758
GRANITE HS	ELG160SLG	ELLIPSE UM GRN SLATE GREY DBL 36CAB	\$758
GRANITE HS	EOCH33229-1	ELLIPSE DM GRN CHAMPAGNE DBL 36CAB	\$729
GRANITE	EODB33229-1	ELLIPSE DM GRN MOCHA DBL 36CAB	\$729
GRANITE	EOMB33229-1	ELLIPSE DM GRN MBK DBL 36CAB	\$729
GRANITE HS	EOOX33229-1	ELLIPSE DM GRN ONYX DBL 36CAB	\$729
GRANITE HS	EOOY33229-1	ELLIPSE DM GRN OYSTER DBL 36CAB	\$729
GRANITE HS	EOSG33229-1	ELLIPSE DM GRN STONE GREY DBL 36CAB	\$729
GRANITE	EOSL33229-1	ELLIPSE DM GRN SLATE GREY DBL 36CAB	\$729
GRANITE HS	ESDB25229-1	ELLIPSE DM GRN MOCHA SGL 27CAB	\$699
GRANITE	ESMB25229-1	ELLIPSE DM GRN MBK SGL 27CAB	\$699
GRANITE HS	ESOX25229-1	ELLIPSE DM GRN ONYX SGL 27CAB	\$699
GRANITE HS	ESoy25229-1	ELLIPSE DM GRN OYSTER SGL 27CAB	\$699
GRANITE	ESPW25229-1	ELLIPSE DM GRN POLAR WHITE SGL 27CAB	\$699
GRANITE HS	ESSG25229-1	ELLIPSE DM GRN STONE GREY SGL 27CAB	\$699
GRANITE HS	ESSL25229-1	ELLIPSE DM GRN SLATE GREY SGL 27CAB	\$699
FIRECLAY	FHK710-30WH	FARM HOUSE AF WHITE FC SGL 33CAB	\$2,048
FIRECLAY	FHK710-33WH	FARM HOUSE AF WHITE FC SGL 33CAB	\$2,574
FIRECLAY	FHK710-36WH	FARM HOUSE AF WHITE FC SGL 36CAB	\$2,784
SS SINK	GDX11012	GRANDE UM 18G 8DEEP SS SGL 18CAB	\$1,109
SS SINK	GDX11015	GRANDE UM 18G 9DEEP SS SGL 21CAB	\$1,179
SS SINK	GDX11018	GRANDE UM 18G 8DEEP SS SGL 24CAB	\$1,340
SS SINK	GDX11023	GRANDE UM 18G 8DEEP SS SGL 30CAB	\$1,469
SS SINK	GDX11028	GRANDE UM 18G 8DEEP SS SGL 36CAB	\$1,550
SS SINK	GDX11031	GRANDE UM 18G 8DEEP SS SGL 36CAB	\$1,668
SS SINK	GDX12031	GRANDE UM 18G 8DEEP SS DBL 36CAB	\$1,877
GRANITE	MAG11020-CHA	MARIS UM GRN CHAMPAGNE SGL 24CAB	\$1,048
GRANITE	MAG11020-MBK	MARIS UM GRN MATTE BLK SGL 24CAB	\$1,048
GRANITE HS	MAG11020-MOC	MARIS UM GRN MOCHA SGL 24CAB	\$1,048
GRANITE	MAG11020-ONY	MARIS UM GRN ONYX SGL 24CAB	\$1,048
GRANITE	MAG11020-OYS	MARIS UM GRN OYSTER SGL 24CAB	\$1,048

GRANITE	MAG11020-PWT	MARIS UM GRN POLAR WHT SGL 24CAB	\$1,048
GRANITE	MAG11020-SHG	MARIS UM GRN STONE GREY SGL 24CAB	\$1,048
GRANITE	MAG11020-SLG	MARIS UM GRN SLATE GREY SGL 24CAB	\$1,048
GRANITE	MAG11023ADA-CHA	MARIS UM GRN CHAMPAGNE SGL 30CAB	\$1,070
GRANITE	MAG11023ADA-MBK	MARIS UM GRN MATTE BLK SGL 30CAB	\$1,070
GRANITE HS	MAG11023ADA-MOC	MARIS UM GRN MOCHA SGL 30CAB	\$1,070
GRANITE	MAG11023ADA-ONY	MARIS UM GRN ONYX SGL 30CAB	\$1,070
GRANITE	MAG11023ADA-OYS	MARIS UM GRN OYSTER SGL 30CAB	\$1,070
GRANITE	MAG11023ADA-PWT	MARIS UM GRN POLAR WHT SGL 30CAB	\$1,070
GRANITE	MAG11023ADA-SHG	MARIS UM GRN STONE GREY SGL 30CAB	\$1,070
GRANITE	MAG11023ADA-SLG	MARIS UM GRN SLATE GREY SGL 30 ADA	\$1,070
GRANITE	MAG11023-CHA	MARIS UM GRN CHAMPAGNE SGL 30CAB	\$1,070
GRANITE	MAG11023-MBK	MARIS UM GRN MATTE BLK SGL 30CAB	\$1,070
GRANITE	MAG11023-ONY	MARIS UM GRN ONYX SGL 30CAB	\$1,070
GRANITE	MAG11023-OYS	MARIS UM GRN OYSTER SGL 30CAB	\$1,070
GRANITE	MAG11023-PWT	MARIS UM GRN POLAR WHT SGL 30CAB	\$1,070
GRANITE	MAG11023-SHG	MARIS UM GRN STONE GREY SGL 30CAB	\$1,070
GRANITE	MAG11023-SLG	MARIS UM GRN SLATE GREY SGL 30CAB	\$1,070
GRANITE	MAG11025-CHA	MARIS UM GRN CHAMPAGNE SGL 30CAB	\$1,096
GRANITE	MAG11025-MBK	MARIS UM GRN MATTE BLK SGL 30CAB	\$1,096
GRANITE HS	MAG11025-MOC	MARIS UM GRN MOCHA SGL 30CAB	\$1,096
GRANITE	MAG11025-ONY	MARIS UM GRN ONYX SGL 30CAB	\$1,096
GRANITE	MAG11025-OYS	MARIS UM GRN OYSTER SGL 30CAB	\$1,096
GRANITE	MAG11025-PWT	MARIS UM GRN POLAR WHT SGL 30CAB	\$1,096
GRANITE	MAG11025-SHG	MARIS UM GRN STONE GREY SGL 30CAB	\$1,096
GRANITE	MAG11025-SLG	MARIS UM GRN SLATE GREY SGL 30CAB	\$1,096
GRANITE	MAG11028-CHA	MARIS UM GRN CHAMPAGNE SGL 33CAB	\$1,129
GRANITE	MAG11028-MBK	MARIS UM GRN MATTE BLK SGL 33CAB	\$1,129
GRANITE HS	MAG11028-MOC	MARIS UM GRN MOCHA SGL 33CAB	\$1,129
GRANITE	MAG11028-ONY	MARIS UM GRN ONYX SGL 33CAB	\$1,129
GRANITE	MAG11028-OYS	MARIS UM GRN OYSTER SGL 33CAB	\$1,129
GRANITE	MAG11028-PWT	MARIS UM GRN POLAR WHT SGL 33CAB	\$1,129
GRANITE	MAG11028-SHG	MARIS UM GRN STONE GREY SGL 33CAB	\$1,129
GRANITE	MAG11028-SLG	MARIS UM GRN SLATE GREY SGL 33CAB	\$1,129
GRANITE	MAG11029-CHA	MARIS UM GRN CHAMPAGNE SGL 36CAB	\$1,161
GRANITE	MAG11029-MBK	MARIS UM GRN MATTE BLK SGL 36CAB	\$1,161
GRANITE	MAG11029-MOC	MARIS UM GRN MOCHA SGL 36CAB	\$1,161
GRANITE	MAG11029-ONY	MARIS UM GRN ONYX SGL 36CAB	\$1,161
GRANITE	MAG11029-OYS	MARIS UM GRN OYSTER SGL 36CAB	\$1,161
GRANITE	MAG11029-PWT	MARIS UM GRN POLAR WHITE SGL 36CAB	\$1,161
GRANITE	MAG11029-SHG	MARIS UM GRN STONE GREY SGL 36CAB	\$1,161
GRANITE	MAG11029-SLG	MARIS UM GRN SLATE GREY SGL 36CAB	\$1,161
GRANITE	MAG11031-CHA	MARIS UM GRN CHAMPAGNE SGL 36CAB	\$1,172
GRANITE	MAG11031-MBK	MARIS UM GRN MATTE BLK SGL 36CAB	\$1,172
GRANITE HS	MAG11031-MOC	MARIS UM GRN MOCHA SGL 36CAB	\$1,172
GRANITE	MAG11031-ONY	MARIS UM GRN ONYX SGL 36CAB	\$1,172
GRANITE	MAG11031OW-CHA	MARIS UM GRN CHAMPAGNE SGL 36CAB	\$1,172

GRANITE	MAG11031OW-CHA-WKC	MARIS UM GRN CHAMPAGNE SGL 36CAB WKC	\$2,005
GRANITE	MAG11031OW-MBK	MARIS UM GRN MATTE BLK SGL 36CAB	\$1,172
GRANITE	MAG11031OW-MBK-WKC	MARIS UM GRN MATTE BLK SGL 36CAB WKC	\$2,005
GRANITE	MAG11031OW-ONY	MARIS UM GRN ONYX SGL 36CAB	\$1,172
GRANITE	MAG11031OW-ONY-WKC	MARIS UM GRN ONYX SGL 36CAB WKC	\$2,005
GRANITE	MAG11031OW-OYS	MARIS UM GRN OYSTER SGL 36CAB	\$1,172
GRANITE	MAG11031OW-OYS-WKC	MARIS UM GRN OYSTER SGL 36CAB WKC	\$2,005
GRANITE	MAG11031OW-PWT	MARIS UM GRN POLAR WHITE SGL 36CAB	\$1,172
GRANITE	MAG11031OW-PWT-WKC	MARIS UM GRN POLAR WHT SGL 36CAB WKC	\$2,005
GRANITE	MAG11031OW-SHG	MARIS UM GRN STONE GREY SGL 36CAB	\$1,172
GRANITE	MAG11031OW-SHG-WKC	MARIS WORKCENTER UM GR SHG SGL 36CAB	\$2,005
GRANITE	MAG11031OW-SLG	MARIS UM GRN SLATE GREY SGL 36CAB	\$1,172
GRANITE	MAG11031OW-SLG-WKC	MARIS UM GRN SLATE GREY SGL 36CAB WK	\$2,005
GRANITE	MAG11031-OYS	MARIS UM GRN OYSTER SGL 36CAB	\$1,172
GRANITE	MAG11031-PWT	MARIS UM GRN POLAR WHT SGL 36CAB	\$1,172
GRANITE	MAG11031-SHG	MARIS UM GRN STONE GREY SGL 36CAB	\$1,172
GRANITE	MAG11031-SLG	MARIS UM GRN SLATE GREY SGL 36CAB	\$1,172
GRANITE	MAG1201414-CHA	MARIS UM GRN CHAMPAGNE DBL 36CAB	\$1,215
GRANITE	MAG1201414-MBK	MARIS UM GRN MATTE BLK DBL 36CAB	\$1,215
GRANITE HS	MAG1201414-MOC	MARIS UM GRN MOCHA DBL 36CAB	\$1,215
GRANITE	MAG1201414-ONY	MARIS UM GRN ONYX DBL 36CAB	\$1,215
GRANITE	MAG1201414-OYS	MARIS UM GRN OYSTER DBL 36CAB	\$1,215
GRANITE	MAG1201414-PWT	MARIS UM GRN POLAR WHT DBL 36CAB	\$1,215
GRANITE	MAG1201414-SHG	MARIS UM GRN STONE GREY DBL 36CAB	\$1,215
GRANITE	MAG1201414-SLG	MARIS UM GRN SLATE GREY DBL 36CAB	\$1,215
GRANITE HS	MAG1201515-CHA	MARIS UM GRN CHAMPAGNE DBL 36CAB	\$1,252
GRANITE	MAG1201515-MBK	MARIS UM GRN MATTE BLK DBL 36CAB	\$1,252
GRANITE HS	MAG1201515-MOC	MARIS UM GRN MOCHA DBL 36CAB	\$1,252
GRANITE	MAG1201515-ONY	MARIS UM GRN ONYX DBL 36CAB	\$1,252
GRANITE	MAG1201515-OYS	MARIS UM GRN OYSTER DBL 36CAB	\$1,252
GRANITE	MAG1201515-PWT	MARIS UM GRN POLAR WHITE DBL 36CAB	\$1,252
GRANITE	MAG1201515-SHG	MARIS UM GRN STONE GREY DBL 36CAB	\$1,252
GRANITE	MAG1201515-SLG	MARIS UM GRN SLATE GREY DBL 36CAB	\$1,252
GRANITE	MAG1601611LD-CHA	MARIS UM GRN CHAMPAGNE DBL 36CAB	\$1,215
GRANITE	MAG1601611LD-MBK	MARIS UM GRN MATTE BLK DBL 36CAB	\$1,215
GRANITE HS	MAG1601611LD-MOC	MARIS UM GRN MOCHA DBL 36CAB	\$1,215
GRANITE	MAG1601611LD-ONY	MARIS UM GRN ONYX DBL 36CAB	\$1,215
GRANITE	MAG1601611LD-OYS	MARIS UM GRN OYSTER DBL 36CAB	\$1,215
GRANITE	MAG1601611LD-PWT	MARIS UM GRN POLAR WHT DBL 36CAB	\$1,215
GRANITE	MAG1601611LD-SHG	MARIS UM GRN STONE GREY DBL 36CAB	\$1,215
GRANITE	MAG1601611LD-SLG	MARIS UM GRN SLATE GREY DBL 36CAB	\$1,215
GRANITE	MAG1601812LD-CHA	MARIS UM GRN CHAMPAGNE DBL 36CAB	\$1,252
GRANITE	MAG1601812LD-CHA-WKC	MARIS UM GRN CHAMPAGNE DBL 36CAB WKC	\$2,198
GRANITE	MAG1601812LD-MBK	MARIS UM GRN MATTE BLK DBL 36CAB	\$1,252
GRANITE	MAG1601812LD-MBK-WKC	MARIS UM GRN MATTE BLK DBL 36CAB WKC	\$2,198
GRANITE HS	MAG1601812LD-MOC	MARIS UM GRN MOCHA DBL 36CAB	\$1,252
GRANITE HS	MAG1601812LD-MOC-WKC	MARIS UM GRN MOCHA DBL 36CAB WKC	\$2,198

GRANITE	MAG1601812LD-ONY	MARIS UM GRN ONYX DBL 36CAB	\$1,252
GRANITE	MAG1601812LD-ONY-WKC	MARIS UM GRN ONYX DBL 36CAB WKC	\$2,198
GRANITE	MAG1601812LD-OYS	MARIS UM GRN OYSTER DBL 36CAB	\$1,252
GRANITE	MAG1601812LD-OYS-WKC	MARIS UM GRN OYSTER DBL 36CAB WKC	\$2,198
GRANITE	MAG1601812LD-PWT	MARIS UM GRN POLAR WHITE DBL 36CAB	\$1,252
GRANITE	MAG1601812LD-PWT-WKC	MARIS UM GRN POLAR WHT DBL 36CAB WKC	\$2,198
GRANITE	MAG1601812LD-SHG	MARIS UM GRN STONE GREY DBL 36CAB	\$1,252
GRANITE	MAG1601812LD-SHG-WKC	MARIS UM GRN STONEGREY DBL 36CAB WKC	\$2,198
GRANITE	MAG1601812LD-SLG	MARIS UM GRN SLATE GREY DBL 36CAB	\$1,252
GRANITE	MAG1601812LD-SLG-WKC	MARIS UM GRN SLATE GRY DBL 36CAB WKC	\$2,198
GRANITE	MAG61015-CHA	MARIS DM GRN CHAMPAGNE SGL 21CAB	\$1,016
GRANITE	MAG61015-MBK	MARIS DM GRN MATTE BLK SGL 21CAB	\$1,016
GRANITE	MAG61015-ONY	MARIS DM GRN ONYX SGL 21CAB	\$1,016
GRANITE	MAG61015-OYS	MARIS DM GRN OYSTER SGL 21CAB	\$1,016
GRANITE	MAG61015-PWT	MARIS DM GRN POLAR WHT SGL 21CAB	\$1,016
GRANITE	MAG61015-SHG	MARIS DM GRN STONE GREY SGL 21CAB	\$1,016
GRANITE	MAG61015-SLG	MARIS DM GRN SLATE GREY SGL 21CAB	\$1,016
GRANITE	MAG61020-CHA	MARIS TM GRN CHAMPAGNE SGL 24CAB	\$1,032
GRANITE	MAG61020-MBK	MARIS TM GRN MATTE BLK SGL 24CAB	\$1,032
GRANITE	MAG61020-MOC	MARIS TM GRN MOCHA SGL 24CAB	\$1,032
GRANITE	MAG61020-ONY	MARIS TM GRN ONYX SGL 24CAB	\$1,032
GRANITE	MAG61020-OYS	MARIS TM GRN OYSTER SGL 24CAB	\$1,032
GRANITE	MAG61020-PWT	MARIS TM GRN POLAR WHT SGL 24CAB	\$1,032
GRANITE	MAG61020-SHG	MARIS TM GRN STONE GREY SGL 24CAB	\$1,032
GRANITE	MAG61020-SLG	MARIS TM GRN SLATE GREY SGL 24CAB	\$1,032
GRANITE	MAG61023ADA-CHA	MARIS TM GRN CHAMPAGNE SGL 27CAB	\$1,037
GRANITE	MAG61023ADA-MBK	MARIS TM GRN MATTE BLK SGL 27CAB	\$1,037
GRANITE HS	MAG61023ADA-MOC	MARIS TM GRN MOCHA SGL 27CAB	\$1,037
GRANITE	MAG61023ADA-ONY	MARIS TM GRN ONYX SGL 27CAB	\$1,037
GRANITE	MAG61023ADA-OYS	MARIS TM GRN OYSTER SGL 27CAB	\$1,037
GRANITE	MAG61023ADA-PWT	MARIS TM GRN POLAR WHT SGL 27CAB	\$1,037
GRANITE	MAG61023ADA-SHG	MARIS TM GRN STONE GREY SGL 27CAB	\$1,037
GRANITE	MAG61023ADA-SLG	MARIS TM GRN SLATE GREY SGL 27 ADA	\$1,037
GRANITE	MAG61023-CHA	MARIS TM GRN CHAMPAGNE SGL 27CAB	\$1,037
GRANITE	MAG61023L-CHA	MARIS DM GRN CHAMPAGNE SGL 27CAB	\$1,134
GRANITE	MAG61023L-MBK	MARIS DM GRN MATTE BLK SGL 27CAB	\$1,134
GRANITE	MAG61023L-ONY	MARIS DM GRN ONYX SGL 27CAB LAUNDRY	\$1,134
GRANITE	MAG61023L-OYS	MARIS DM GRN OYSTER 27CAB LAUNDRY	\$1,134
GRANITE	MAG61023L-PWT	MARIS DM GRN POLAR WHT 27CAB LAUNDRY	\$1,134
GRANITE	MAG61023L-SHG	MARIS DM GRN STONEGREY 27CAB LAUNDRY	\$1,134
GRANITE	MAG61023L-SLG	MARIS DM GRN SLATE GREY SGL 27CAB	\$1,134
GRANITE	MAG61023-MBK	MARIS TM GRN MATTE BLK SGL 27CAB	\$1,037
GRANITE HS	MAG61023-MOC	MARIS TM GRN MOCHA SGL 27CAB	\$1,037
GRANITE	MAG61023-ONY	MARIS TM GRN ONYX SGL 27CAB	\$1,037
GRANITE	MAG61023-OYS	MARIS TM GRN OYSTER SGL 27CAB	\$1,037
GRANITE	MAG61023-PWT	MARIS TM GRN POLAR WHT SGL 27CAB	\$1,037
GRANITE	MAG61023-SHG	MARIS TM GRN STONE GREY SGL 27CAB	\$1,037

GRANITE	MAG61023-SLG	MARIS TM GRN SLATE GREY SGL 27 ADA	\$1,037
GRANITE	MAG61029-CHA	MARIS UM GRN CHAMPAGNE SGL 36CAB	\$1,107
GRANITE	MAG61029-MBK	MARIS TM GRN MATTE BLK SGL 33CAB	\$1,107
GRANITE HS	MAG61029-MOC	MARIS TM GRN MOCHA SGL 33CAB	\$1,107
GRANITE	MAG61029-ONY	MARIS TM GRN ONYX SGL 33CAB	\$1,107
GRANITE	MAG61029-OYS	MARIS TM GRN OYSTER SGL 33CAB	\$1,107
GRANITE	MAG61029-PWT	MARIS TM GRN POLAR WHITE SGL 33CAB	\$1,107
GRANITE	MAG61029-SHG	MARIS TM GRN STONE GREY SGL 33CAB	\$1,107
GRANITE	MAG61029-SLG	MARIS TM GRN SLATE GREY SGL 33CAB	\$1,107
GRANITE	MAG61031-CHA	MARIS TM GRN CHAMPAGNE SGL 36CAB	\$1,134
GRANITE	MAG61031-MBK	MARIS TM GRN MATTE BLK SGL 36CAB	\$1,134
GRANITE HS	MAG61031-MOC	MARIS TM GRN MOCHA SGL 36CAB	\$1,134
GRANITE	MAG61031-ONY	MARIS TM GRN ONYX SGL 36CAB	\$1,134
GRANITE	MAG61031OW-CHA	MARIS TM GRN CHAMPAGNE SGL 36CAB	\$1,134
GRANITE	MAG61031OW-MBK	MARIS TM GRN MATTE BLK SGL 36CAB	\$1,134
GRANITE HS	MAG61031OW-MOC	MARIS TM GRN MOCHA SGL 36CAB	\$1,134
GRANITE	MAG61031OW-ONY	MARIS TM GRN MATTE BLK SGL 36CAB	\$1,134
GRANITE	MAG61031OW-OYS	MARIS TM GRN OYSTER SGL 36CAB	\$1,134
GRANITE	MAG61031OW-PWT	MARIS TM GRN POLAR WHT SGL 36CAB	\$1,134
GRANITE	MAG61031OW-SHG	MARIS TM GRN STONE GREY SGL 36CAB	\$1,134
GRANITE	MAG61031OW-SLG	MARIS TM GRN SLATE GREY SGL 36CAB	\$1,134
GRANITE	MAG61031-OYS	MARIS TM GRN OYSTER SGL 36CAB	\$1,134
GRANITE	MAG61031-PWT	MARIS TM GRN POLAR WHT SGL 36CAB	\$1,134
GRANITE	MAG61031-SHG	MARIS TM GRN STONE GREY SGL 36CAB	\$1,134
GRANITE	MAG61031-SLG	MARIS TM GRN SLATE GREY SGL 36CAB	\$1,134
GRANITE	MAG6201414-CHA	MARIS TM GRN CHAMPAGNE DBL 33CAB	\$1,166
GRANITE	MAG6201414-MBK	MARIS TM GRN MATTE BLK DBL 33CAB	\$1,166
GRANITE	MAG6201414-MOC	MARIS TM GRN MOCHA DBL 33CAB	\$1,166
GRANITE	MAG6201414-ONY	MARIS TM GRN ONYX DBL 33CAB	\$1,166
GRANITE	MAG6201414-OYS	MARIS TM GRN OYSTER DBL 33CAB	\$1,166
GRANITE	MAG6201414-PWT	MARIS TM GRN POLAR WHT DBL 33CAB	\$1,166
GRANITE	MAG6201414-SHG	MARIS TM GRN STONE GREY DBL 33CAB	\$1,166
GRANITE	MAG6201414-SLG	MARIS TM GRN SLATE GREY DBL 33CAB	\$1,166
GRANITE	MAG6201515-CHA	MARIS TM GRN CHAMPAGNE DBL 36CAB	\$1,204
GRANITE	MAG6201515-MBK	MARIS TM GRN MATTE BLK DBL 36CAB	\$1,204
GRANITE	MAG6201515-ONY	MARIS TM GRN ONYX DBL 36CAB	\$1,204
GRANITE	MAG6201515-OYS	MARIS TM GRN OYSTER DBL 36CAB	\$1,204
GRANITE	MAG6201515-PWT	MARIS TM GRN POLAR WHITE DBL 36CAB	\$1,204
GRANITE	MAG6201515-SHG	MARIS TM GRN STONE GREY DBL 36CAB	\$1,204
GRANITE	MAG6201515-SLG	MARIS TM GRN SLATE GREY DBL 36CAB	\$1,204
GRANITE	MAG6601611LD-CHA	MARIS TM GRN CHAMPAGNE DBL 33CAB	\$1,166
GRANITE	MAG6601611LD-MBK	MARIS TM GRN MATTE BLK DBL 33CAB	\$1,166
GRANITE HS	MAG6601611LD-MOC	MARIS TM GRN MOCHA DBL 33CAB	\$1,166
GRANITE	MAG6601611LD-ONY	MARIS TM GRN ONYX DBL 33CAB	\$1,166
GRANITE	MAG6601611LD-OYS	MARIS TM GRN OYSTER DBL 33CAB	\$1,166
GRANITE	MAG6601611LD-PWT	MARIS TM GRN POLAR WHT DBL 33CAB	\$1,166
GRANITE	MAG6601611LD-SHG	MARIS TM GRN STONE GREY DBL 33CAB	\$1,166

GRANITE	MAG6601611LD-SLG	MARIS TM GRN SLATE GREY DBL 33CAB	\$1,166
GRANITE	MAG6601812LD-CHA	MARIS TM GRN CHAMPAGNE DBL 36CAB	\$1,204
GRANITE	MAG6601812LD-MBK	MARIS TM GRN MATTE BLK DBL 36CAB	\$1,204
GRANITE HS	MAG6601812LD-MOC	MARIS TM GRN MOCHA DBL 36CAB	\$1,204
GRANITE	MAG6601812LD-ONY	MARIS TM GRN ONYX DBL 36CAB	\$1,204
GRANITE	MAG6601812LD-OYS	MARIS TM GRN OYSTER DBL 36CAB	\$1,204
GRANITE	MAG6601812LD-PWT	MARIS TM GRN POLAR WHITE DBL 36CAB	\$1,204
GRANITE	MAG6601812LD-SHG	MARIS TM GRN STONE GREY DBL 36CAB	\$1,204
GRANITE	MAG6601812LD-SLG	MARIS TM GRN SLATE GREY DBL 36CAB	\$1,204
FIRECLAY	MH2K7201414-GWH	MANOR HOUSE 2.0 AF GLOSS WHT FC DBL	\$1,510
FIRECLAY	MHK110-20WH	MANOR HOUSE AF WHITE FC SGL 21CAB	\$1,118
FIRECLAY	MHK110-24WH	MANOR HOUSE AF WHITE FC SGL 27CAB	\$1,430
FIRECLAY	MHK110-28WH	MANOR HOUSE AF WHITE FC SGL 30CAB	\$1,575
FIRECLAY	MHK720-35WH	MANOR HOUSE AF WHITE FC DBL 36CAB	\$2,332
SS SINK	MMX11015-ANT-WKC	MYTHOS MASTERPIECE UM 19GA SS SGL 21	\$3,662
SS SINK	MMX11015-CPR-WKC	MYTHOS MASTERPIECE UM 19GA SS SGL 21	\$3,662
SS SINK	MMX11015-GLD-WKC	MYTHOS MASTERPIECE UM 19GA SS SGL 21	\$3,662
SS SINK	MMX11027-ANT-WKC	MYTHOS MASTERPIECE UM 19GA SS SGL 33	\$5,032
SS SINK	MMX11027-CPR-WKC	MYTHOS MASTERPIECE UM 19GA SS SGL 33	\$5,032
SS SINK	MMX11027-GLD-WKC	MYTHOS MASTERPIECE UM 19GA SS SGL 33	\$5,032
SS SINK HS	ODX110-2310-316	Outdoor - UM T316 SGL 30CAB 10 DEEP	\$1,614
SS SINK	ODX110-2312-316	Outdoor - UM T316 SGL 30CAB 12 DEEP	\$1,700
SS SINK	OR2X110-S	ORCA 2.0 UM 18G SS SGL 36CAB	\$2,092
SS SINK	OR2X110-WKC	ORCA 2.0 WRKCNTN UM 18GA SS SGL 36CA	\$2,995
SS SINK	PCX1102109	PRESTIGE UM 18G SS SGL 27CAB	\$1,340
GRANITE	PKG11014CHA	PEAK UM GRN CHAMPAGNE SGL 18CAB	\$1,043
GRANITE	PKG11014MBK	PEAK UM GRN MATTE BLK SGL 18CAB	\$1,043
GRANITE HS	PKG11014MOC	PEAK UM GRN MOCHA SGL 18CAB	\$1,043
GRANITE	PKG11014ONY	PEAK UM GRN ONYX SGL 18CAB	\$1,043
GRANITE	PKG11014OYS	PEAK UM GRN OYSTER SGL 18CAB	\$1,043
GRANITE	PKG11014PWT	PEAK UM GRN POLAR WHT SGL 18CAB	\$1,043
GRANITE	PKG11014SHG	PEAK UM GRN STONE GREY SGL 18CAB	\$1,043
GRANITE	PKG11014SLG	PEAK UM GRN SLATE GREY SGL 18CAB	\$1,043
GRANITE	PKG11020CHA	PEAK UM GRN CHAMPAGNE SGL 27CAB	\$1,220
GRANITE	PKG11020MBK	PEAK UM GRN MATTE BLK SGL 27CAB	\$1,220
GRANITE	PKG11020MOC	PEAK UM GRN MOCHA SGL 27CAB	\$1,220
GRANITE	PKG11020ONY	PEAK UM GRN ONYX SGL 27CAB	\$1,220
GRANITE	PKG11020OYS	PEAK UM GRN OYSTER SGL 27CAB	\$1,220
GRANITE	PKG11020PWT	PEAK UM GRN POLAR WHT SGL 27CAB	\$1,220
GRANITE	PKG11020SHG	PEAK UM GRN STONE GREY SGL 27CAB	\$1,220
GRANITE	PKG11020SLG	PEAK UM GRN SLATE GREY SGL 27CAB	\$1,220
GRANITE	PKG11031CHA	PEAK UM GRN CHAMPAGNE SGL 36CAB	\$1,403
GRANITE	PKG11031CHA-WKC	PEAK UM GRN CHAMPAGNE SGL 36CAB WKC	\$2,241
GRANITE	PKG11031MBK	PEAK UM GRN MATTE BLK SGL 36CAB	\$1,403
GRANITE	PKG11031MBK-WKC	PEAK UM GRN MATTE BLK SGL 36CAB WKC	\$2,241
GRANITE	PKG11031ONY	PEAK UM GRN ONYX SGL 36CAB	\$1,403
GRANITE	PKG11031ONY-WKC	PEAK UM GRN ONYX SGL 36CAB WKC	\$2,241

GRANITE	PKG11031OYS	PEAK UM GRN OYSTER SGL 36CAB	\$1,403
GRANITE	PKG11031OYS-WKC	PEAK UM GRN OYSTER SGL 36CAB WKC	\$2,241
GRANITE	PKG11031PWT	PEAK UM GRN POLAR WHT SGL 36CAB	\$1,403
GRANITE	PKG11031PWT-WKC	PEAK UM GRN POLAR WHT SGL 36CAB WKC	\$2,241
GRANITE	PKG11031SHG	PEAK UM GRN STONE GREY SGL 36CAB	\$1,403
GRANITE	PKG11031SHG-WKC	PEAK UM GRN STONE GREY SGL 36CAB WKC	\$2,241
GRANITE	PKG11031SLG	PEAK UM GRN SLATE GREY SGL 36CAB	\$1,403
GRANITE	PKG11031SLG-WKC	PEAK UM GRN SLATE GREY SGL 36CAB WKC	\$2,241
GRANITE	PKG160LD-CHA	PEAK UM LD GRN CHAMPAGNE DBL 36CAB	\$1,451
GRANITE	PKG160LD-MBK	PEAK UM GRN MATTE BLK DBL 36CAB	\$1,451
GRANITE	PKG160LD-MOC	PEAK UM GRN MOCHA DBL 36CAB	\$1,451
GRANITE	PKG160LD-MOC-S	PEAK UM GRN MOCHA DBL 36CAB	\$1,451
GRANITE	PKG160LD-ONY	PEAK UM GRN ONYX DBL 36CAB	\$1,451
GRANITE	PKG160LD-OYS	PEAK UM GRN OYSTER DBL 36CAB	\$1,451
GRANITE	PKG160LD-PWT	PEAK UM GRN POLAR WHT DBL 36CAB	\$1,451
GRANITE	PKG160LD-SHG	PEAK UM GRN STONE GREY DBL 36CAB	\$1,451
GRANITE	PKG160LD-SLG	PEAK UM GRN SLATE GREY DBL 36CAB	\$1,451
SS SINK	PKX11013	PEAK UM 16G SS SGL 18CAB	\$3,398
SS SINK	PKX11016	PEAK UM 16G SS SGL 21CAB	\$3,678
SS SINK	PKX11018	PEAK UM 16G SS SGL 24CAB	\$3,946
SS SINK	PKX11021	PEAK UM 16G SS SGL 27CAB	\$4,194
SS SINK	PKX11025	PEAK UM 16G SS SGL 30CAB	\$4,387
SS SINK	PKX11028	PEAK UM 16G SS SGL 33CAB	\$4,554
SS SINK	PKX11028-WKC	PEAK WORKCENTER UM 16G SS SGL 33CAB	\$5,070
SS SINK	PKX1108	PEAK UM 16G SS SGL 12CAB	\$2,146
SS SINK	PKX160	PEAK UM 16G SS DBL 36CAB	\$5,204
SS SINK	PKX160LH	PEAK UM 16G SS DBL 36CAB	\$5,204
SS SINK	PRX11021	PRESTIGE UM 18G SS SGL 27CAB	\$1,528
SS SINK HS	PS2X110-15	PROFESSIONAL 2 UM 16G SS SGL 21CAB	\$2,624
SS SINK	PS2X110-18	PROFESSIONAL 2 UM 16G SS SGL 24CAB	\$2,705
SS SINK	PS2X110-21	PROFESSIONAL 2 UM 16G SS SGL 27CAB	\$2,807
SS SINK	PS2X110-24	PROFESSIONAL 2 UM 16G SS SGL 30CAB	\$2,904
SS SINK	PS2X110-24-12	PROFESSIONAL 2 UM 16G SS SGL 30CAB	\$2,979
SS SINK	PS2X110-27	PROFESSIONAL 2 UM 16G SS SGL 33CAB	\$3,081
SS SINK	PS2X110-30	PROFESSIONAL 2 UM 16G SS SGL 36CAB	\$3,259
SS SINK	PS2X110-30-12	PROFESSIONAL 2 UM 16G SS SGL 36CAB	\$3,436
SS SINK	PS2X110-33	PROFESSIONAL 2 UM 16G SS SGL 39CAB	\$3,689
SS SINK	PS2X110-33-WKC	PRO 2 WORKCENTER UM 16G SS SGL 39CAB	\$4,350
SS SINK	PS2X120-14-14	PROFESSIONAL 2 UM 16G SS DBL 36CAB	\$3,866
SS SINK	PS2X120-16-16	PROFESSIONAL 2 UM 16G SS DBL 39CAB	\$4,038
SS SINK	PS2X160-18-11	PROFESSIONAL 2 UM 16G SS DBL 36CAB	\$3,866
SS SINK	PTX110-14	PESCARA UM 18GA SS SGL 18CAB	\$1,216
SS SINK	PTX110-17	PESCARA UM 18GA SS SGL 21CAB	\$1,340
SS SINK	PTX110-20	PESCARA UM 18GA SS SGL 24CAB	\$1,700
SS SINK	PTX110-22	PESCARA UM 18GA SS SGL 27CAB	\$1,872
SS SINK	PTX110-25	PESCARA UM 18GA SS SGL 30CAB	\$1,969
SS SINK	PTX110-28	PESCARA UM 18GA SS SGL 33CAB	\$2,092

SS SINK	PTX110-31	PESCARA UM 18GA SS SGL 36CAB	\$2,270
SS SINK	PTX110-31-WKC	PESCARA WORKCENTER UM 18GA SS SGL 36	\$3,210
SS SINK HS	PTX160-31	PESCARA MULTIPLE BOWL SINK	\$2,560
SS SINK	PTX160-37	PESCARA MULTIPLE BOWL SINK	\$2,657
SS SINK	PTX160-40	PESCARA MULTIPLE BOWL SINK	\$2,813
SS SINK HS	RBX110-S	ROTONDO DM 20G SS SGL 21CAB	\$856

TÉRMINOS Y CONDICIONES DE COMPRA

PAGOS.

- La orden de compra se dará como confirmada hasta recibir un anticipo y el cliente reciba confirmación de dicho pago.
- Una vez que se haya recibido la confirmación de sus pedidos por escrito, no se aceptan cambios o cancelaciones, a menos que esté autorizado por parte de dirección de HOMEA.
- Para ordenes de producto especiales fuera de línea será necesario el pago del 100%.

DEVOLUCIONES.

- No se aceptan devoluciones.

LOGÍSTICA

- El tiempo de entrega en equipos varía según disponibilidad de nuestros proveedores.
- Flete sin costo sin mínimo de compra para CDMX, Guadalajara y Monterrey.
- Para todos los demás destinos se cobra flete y este deberá ser pagado directamente por el cliente a la paquetería de su elección o bien por adelantado a HOMEA.
- En caso de que el flete sea pagado por el cliente, HOMEA se deslinda de toda responsabilidad una vez que la mercancía salga de sus instalaciones.
- En envíos por flete pagado por HOMEA, la mercancía deberá ser revisada al recibir. Una vez firmado de recibido, no se aceptan reclamaciones.
- En caso de ser necesario, efectuar la reclamación con anotación en la guía y fotografías del daño, reportándolo a HOMEA.
- Solo en caso de que la mercancía recibida sea mayor a 10 piezas se otorgará un plazo de 48 horas para su reclamación por daños estéticos, siempre y cuando el equipo se encuentre en la misma ubicación donde HOMEA hizo la entrega.
- Todas las entregas son en consolidado en horario abierto de lunes a viernes de 9:00 a 18:00hrs.
- HOMEA únicamente realizará entregas a pie de camión en tiendas, almacenes, fábrica, y domicilio de cliente final.
- Por ningún motivo el personal de HOMEA está autorizado a realizar maniobras dentro de las instalaciones del cliente.
- En caso de que el cliente no pueda recibir la mercancía por cualquier motivo, se hará un cargo de \$1,000 más IVA por la segunda vuelta.
- Para las recolecciones en el almacén de HOMEA, se requiere previa cita con 24 horas de anticipación, sin excepción.
- Cualquier seguro para garantizar la integridad de los equipos, se cotiza por separado.

ALMACENAJE

- Una vez hecho el pedido, la mercancía será embarcada de inmediato cuando se encuentre en stock, en caso contrario, será embarcada cuando se reciba en nuestras bodegas, sin excepción alguna. De lo contrario, el equipo será liberado a la venta y HOMEA podrá disponer del mismo, por lo que el cliente queda sujeto a disponibilidad o en espera del próximo embarque sin fecha de compromiso para nueva entrega.
- Si el pedido no es entregado, ni tampoco requerido para venta por parte de HOMEA, se aplicará un costo de almacenaje del 3% + IVA mensual sobre el valor del pedido a partir de la fecha compromiso de entrega o fecha de llegada a la bodega de HOMEA, el cual deberá ser pagado antes de la entrega.

GARANTÍA

- Un año de garantía a partir de la fecha factura, o a partir de la fecha de instalación, siempre y cuando esta no exceda 90 días naturales a partir de la fecha de factura. En el segundo caso, el cliente deberá llenar un formato enviado a servicio técnico de HOMEA, para la extensión de dicha garantía.
- La garantía aplica siempre y cuando sea por falla de fábrica y no por mal uso o mala instalación del equipo.
- No aplica garantía si no se le ha dado el mantenimiento correcto al equipo.
- El cliente deberá pagar los viáticos del técnico en caso de que no existan técnicos autorizados en su ciudad, para cubrir garantía.
- Los componentes electrónicos no entran dentro de la garantía si hubo cambio de voltaje.