



BOSCH

Lista de Precios 2025

COD-05022025

HOMEA
PREMIUM

HOMEA

www.homea.mx

Email: ventas@homea.mx

Whatsapp: (442)258.0251

Tel: (442)216.3552

Lada sin Costo: 01(800)701.2121



REFRIGERATORS



FRENCH DOOR REFRIGERATOR

This price list supersedes all previous price lists. Prices listed herein do not include applicable state or local tax

Model Number	Description	PRICE
--------------	-------------	-------

All Bosch Freestanding French Door Refrigerators Include the Following Features:

- Home Connect® Features
- ENERGY STAR® Certified
- SuperCool/SuperFreeze®
- Built-In Look
- MultiAirFlow® Circulation System
- Adjustable Tempered Glass Shelving
- Full-Width Chiller Drawer
- Hidden Hinges
- LED Lighting
- Door Alarm
- UltraClarityPro® Water Filter
- Ice Maker
- Gallon Door Storage Bins

100 Series

36" Freestanding Standard-Depth French Door Refrigerator, External Water and Ice—Stainless Steel

- 26.0 cu.ft.
- 70" Cutout Height
- Anti-Fingerprint Stainless Steel Exterior
- Sleek Recessed Handles
- QuickIce System Makes Up To 8 lbs of Ice Per Day*
- External Ice and Water Dispenser
- Fill Large Cups and Bottles with Ease with One Touch Bottlefill and Extra Large Dispenser Shelf
- Freezer with Two-Tiered Shelving



B36FD10ENS



B36FD10ENS

Stainless Steel, Recessed Handle

\$4,402



*Based on single ice maker production rates during a 24-hour period, measured per IEC standards, when the ice bin was removed. Results may vary depending on operating conditions.

FRENCH DOOR REFRIGERATOR

This price list supersedes all previous price lists. Prices listed herein do not include applicable state or local taxes.

Model Number	Description	PRICE
--------------	-------------	-------

500 Series

36" Freestanding Standard-Depth French Door Refrigerator, External Water and Ice—Stainless Steel

- QuickIce Pro System™ Makes up to 12 lbs. of Ice per Day*
- 26.0 cu.ft.
- Standard Depth
- 70" Cutout Height
- Anti-Fingerprint Stainless Steel Exterior
- Stainless Steel Back Wall
- Humidity Controlled Crisper Drawers
- Adjustable Garage Shelf
- Full-Width Chiller Drawer
- External Ice and Water Dispenser
- Freezer with Two-Tiered Shelving



B36FD52SNS



B36FD52SNB



NEW B36FD52SNS	Stainless Steel, Bar Handle	\$5,368
NEW B36FD52SNB	Black Stainless Steel, Bar Handle	\$5,805



*Based on single ice maker production rates during a 24-hour period, measured per IEC standards, when the ice bin was removed. Results may vary depending on operating conditions.

This price list supersedes all previous price lists. Prices listed herein do not include applicable state or local tax

Model Number	Description	PRICE
--------------	-------------	-------

All Bosch Benchmark® Series Single Door Freezers and Refrigerators Include the Following Features:

- Home Connect® Capability
- ENERGY STAR® Certified
- Tall Door Built-In Style
- Installs True Flush or Framed
- All-LED sidewall and theater lighting
- OptiFlex® Hinge
- MultiAirFlow® Circulation System
- TFT Controls

Benchmark® Series

18" Built-In Single Door Freezer—Custom Panel

- 8.6 cu.ft.
- Internal Ice Maker
- Water Filter
- Single Compressor

B18IF905SP **18" Freezer, Custom Panel Single Door**

\$9,658



B18IF905SP



30" Built-In Single Door Refrigerator—Custom Panel

- 17.2 cu.ft.
- Full Width Shelving
- Full Extension Drawers
- Humidity control drawer
- Gallon Door Bins
- VitaFresh System

B30IR905SP **30" Refrigerator, Custom Panel Single Door**

\$11,730



B30IR905SP



DISHWASHERS



This price list supersedes all previous price lists. Prices listed herein do not include applicable state or local taxes.

Model Number	Description	PRICE
--------------	-------------	-------

Bosch 100 Series Dishwashers Include the Following Features:

Quiet Operation

- 50 dBA
- Multiple Layers of Sound-Absorbing Insulation
- EcoSilence™ Dual Brushless Motor System

Design

- All-new Recessed Handle Design
- PCB/Touch Control
- Flush Installation
- Time Remaining Display
- Self-Latching Door

Quality

- Anti-Finger Print Stainless Steel
- Stainless Steel Tub with Polypropylene
- 24/7 Overflow Protection
- Easily Accessible 3-Stage Filtration System

Racks

- 14 Place Setting Capacity
- Manual Adjusting Upper Rack
- 2 Silverware Baskets

Performance

- *Wash System:* PrecisionWash®
- *Drying System:* PureDry™
- Wi-Fi Home Connect® features
 - Smart Cycle Guidance
 - Delay Start, Remote Start, and Cycle Monitoring
 - Access Additional Cycles, Manuals, and Tips & Tricks
- *Cycles:*
 - 5 on the Control Panel: Heavy, Auto, Normal, Speed60, Favorite
 - 3 Additional in Home Connect®: Delicate, Rinse, Machine Care
- *Options:*
 - 3 on the Control Panel: Sanitize, Extra Dry, Remote Start
 - 4 Additional in Home Connect®: Half Load, Eco, Extra Quiet, Fast Forward

100 Series

Efficiency

- 269 kWh/year

SHE3AEM5N

Recessed Handle, Stainless Steel

\$1,143



SHE3AEM5N



Refrigeration
Dishwashers
Laundry
Coffee Machines
Ranges
Microwaves
Ovens
Cooktops
Rangetops
Ventilation
Index

DISHWASHERS

This price list supersedes all previous price lists. Prices listed herein do not include applicable state or local taxes.

Model Number	Description	PRICE
--------------	-------------	-------

Bosch 300 Series Dishwashers Include the Following Features:

Quiet Operation

- Multiple Layers of Sound-Absorbing Insulation
- EcoSilence™ Dual Brushless Motor System
- Solid Molded Base to Absorb Noise while Minimizing Vibration

Design

- Flush Installation
- Time Remaining Display
- Self-Latching Door

Quality

- Easily Accessible 3-Stage Filtration System

Performance

- *Wash System:* PrecisionWash®
- *Drying System:* PureDry™
- *Up to Six Wash Cycles:* Heavy, Auto, Normal, Speed60
- **Up to Six Options:** Sanitize, Delay
- Home Connect® Allows You to Remotely Monitor and Control with Wi-Fi Connectivity

300 Series

Quiet Operation

- **46 dBA**
- **InfoLight®**

Design

- Touch Controls
- Self-Latching Door

Quality

- Deeper Stainless Steel **Tub**
- 24/7 AquaStop® Leak Protection System
- Anti-Fingerprint Stainless Steel
- **Easily Accessible 3-Stage Filtration System**

Racks

- **16 Place Setting Capacity**
- **Standard 3rd Rack**
- **3 Step RackMatic®**
- **EasyGlide™ on All 3 Rack Levels**
- **FlexSpace™ Tines**
- **1 Flip Tine Upper Rack**
- **Flip Tines Lower Rack**
 - **1 Fixed (Rear)**
 - **1 Single (Left)**
 - **1 Fixed (Right)**
- 1 Silverware Basket

Efficiency

- 269 kWh/yr (except SHE53CE5N is **240 kWh/year & ENERGY STAR® Certified**)

Performance

- Wi-Fi Home Connect® features
 - Smart Cycle Guidance
 - Delay Start, Remote Start, and Cycle Monitoring
 - Access Additional Cycles, Manuals, and Tips & Tricks
- *Cycles:*
 - 5 on the Control Panel: Heavy, Auto, Normal, Speed60®, Favorite.
 - 3 *Additional in Home Connect®:* Delicate, Rinse, Machine Care
- *Options:*
 - 3 *on the Control Panel:* Sanitize, Remote Start, ExtraDry
 - 2 *Additional in Home Connect®:* Half Load, Eco



SHV53CM3N

SHV53CM3N

Custom Panel

\$1,745



DISHWASHERS

This price list supersedes all previous price lists. Prices listed herein do not include applicable state or local taxes.

Model Number	Description	PRICE
--------------	-------------	-------

Bosch 800 Series Dishwashers Include the Following Features:

Featuring CrystalDry™—a patented drying technology that transforms moisture into heat to get dishes, including plastics, 60% drier.*

Quiet Operation

- **42 dBA**
- InfoLight®
- Multiple Layers of Sound-Absorbing Insulation
- EcoSilence™ Dual Brushless Motor System
- Solid Molded Base to Absorb Noise while Minimizing Vibration

Design

- Anti-Fingerprint Stainless Steel
- Flush Installation
- Touch Controls
- Time Remaining Display
- Self-Latching Door

Quality

- Deeper Stainless Steel Tub
- 24/7 AquaStop® Leak Protection System
- Easily Accessible 3-Stage Filtration System

Racks

- 16 Place Setting Capacity
- EasyGlide™ on All 3 Rack Levels
- FlexSpace™ Tines
- **Flexible 3rd Rack**
- 3 Step RackMatic®
- Flip Tines Lower Rack
 - 1 Fixed (Rear)
 - 1 Single (Left)
 - 1 Fixed (Right)
- 1 Silverware Basket

Efficiency

- **240 KWh/yr**
- **ENERGY STAR® Certified**

Performance

- *Wash System:* PrecisionWash®
- *Drying System:* **CrystalDry™** PureDry™

- Wi-Fi Home Connect® features
 - Smart Cycle Guidance
 - Delay Start, Remote Start, and Cycle Monitoring
 - Access Additional Cycles, Manuals, and Tips & Tricks
- *Cycles:*
 - *5 on the Control Panel:* Heavy, Auto, Normal, Speed60, Favorite
 - *3 Additional in Home Connect®:* Delicate, Rinse, Machine Care
- *Options:*
 - *5 on the Control Panel:* Sanitize, Remote Start, **CrystalDry™, Controlled Spray Arm**
 - *2 Additional in Home Connect®:* Half Load, Eco
- Home Connect® Allows You to Remotely Monitor and Control with Wi-Fi Connectivity

*Based on aggregate average drying performance of Bosch Dishwashers with CrystalDry™ on combined household load including plastics, glass, steel, and porcelain as compared to Bosch Dishwashers with PureDry™. Drying performance may vary by dish type.

Racks

- **2 Flip Tines Upper Rack**

Performance

- *Wash System:* **PowerControl™** with PrecisionWash®

800 Series



SHP78CM5N



SHX78CM5N



SHV78CM3N

SHP78CM5N¹

Pocket Handle, Stainless Steel

\$2,207

SHX78CM5N

Bar Handle, Stainless Steel

\$2,283

SHV78CM3N

Custom Panel

\$2,283



¹ No InfoLight®

*Based on aggregate average drying performance of Bosch Dishwashers with CrystalDry™ on combined household load including plastics, glass, steel, and porcelain as compared to Bosch Dishwashers with PureDry™. Drying performance may vary by dish type.




DISHWASHERS

This price list supersedes all previous price lists. Prices listed herein do not include applicable state or local taxes.

Model Number	Description	PRICE
--------------	-------------	-------

Benchmark® Series

Featuring the New PowerControl™ Wash System plus CrystalDry™—the industry's most advanced clean meets the ultimate dry.



SHP9PCM5N



SHV9PCM3N



Quiet Operation

- **38 dBA**
- Multiple Layers of Sound-Absorbing Insulation
- EcoSilence™ Dual Brushless Motor System
- Solid Molded Base to Absorb Noise while Minimizing Vibration
- **TimeLight®**

Design

- Flush Installation
- Touch Controls
- **Touch Screen Display**
- Time Remaining Display
- Self Latching Door
- **Anti-Fingerprint Stainless Steel**

Quality:

- Easily Accessible 3-Stage Filtration System
- **Water Softener**
- **Corrugated Shaped Filter**
- Deeper Stainless Steel Tub
- 24/7 AquaStop® Leak Protection System

Racks

- 16 Place Setting Capacity
- **EasyGlide™ Plus on All 3 Rack Levels**
- Flexible 3rd Rack
- 3 Step RackMatic®
- 2 Flip Tines Upper Rack
- **FlexSpace™ Plus**
- **Flip Tines Lower Rack**
 - **1 Double (Rear)**
 - **1 Single (Left)**
 - **1 Wide (Right)**
- 1 Silverware Basket

Efficiency

- 240 kWh/yr
- ENERGY STAR® Certified

Performance

- **Wash System:** PowerControl™ with PrecisionWash®
- **Drying System:** CrystalDry™
- Wi-Fi Home Connect® features
 - Smart Cycle Guidance
 - Delay Start, Remote Start, and Cycle Monitoring
 - Access Additional Cycles, Manuals, and Tips & Tricks
- **Cycles:**
 - **5 on the Control Panel:** Heavy, Auto, Normal, Speed60, Favorite
 - **3 Additional in Home Connect®:** Express, Rinse, Glass, Machine Care
- **Options:**
 - **4 on the Control Panel:** Sanitize, Remote Start, CrystalDry™, Controlled Spray Arm
 - **4 Additional in Home Connect®:** Half Load, SpeedPerfect, ExtraScrub, Eco

SHP9PCM5N¹	Pocket Handle, Stainless Steel	\$2,926
SHV9PCM3N²	Custom Panel	\$2,926

¹ No TimeLight®

² 39 dBA

ADA-HEIGHT DISHWASHERS

This price list supersedes all previous price lists. Prices listed herein do not include applicable state or local taxes.

Model Number	Description	PRICE
--------------	-------------	-------

Bosch ADA-Height Dishwashers Include the Following Features:

Design

- Time Remaining Display
- ADA Compliant Height (32" Tall)

Racks

- RackMatic®
- Flexible Silverware Basket

Quality

- Full Stainless Steel Tub
- 24/7 AquaStop® Plus
- Easily Accessible 3-Stage Filtration System

Efficiency

- ENERGY STAR® Certified

Performance

- Up to Seven Wash Cycles: Heavy, Auto, Normal, Favorite, Rinse
- Six Options: Delicate, Extra Dry, Sanitize, 24H Delay Start, Machine Care, Remote Start
- Home Connect® Allows You to Remotely Monitor and Control with Wi-Fi Connectivity

800 Series EuroTub/ADA-Height 18" and 24"

Quiet Operation

- 44 dBA
- InfoLight®

Racks

- 10 Place Setting Capacity
- Standard 3rd Rack

Quality

- Made in Poland
- Vase Holder and Small Item Clips

Efficiency

- 240 kWh/yr

Performance

- Drying System: **CrystalDry™**
- Additional Wash Cycles: **Delicate, Express**



SPV68C73UC

SPV68C73UC

18" Fully Integrated – Requires Custom Panel

\$2,321



Quiet Operation

- 42 dBA

Racks

- 15 Place Setting Capacity

Quality

- Made in Germany
- Water Softener
- Vase Holder and Small Item Clips

Efficiency

- 240 kWh/yr

Performance

- Drying System: CrystalDry™



SGX78C55UC



SGV78C53UC

SGX78C55UC

24" Bar Handle, Stainless Steel

\$2,321

SGV78C53UC

24" Fully Integrated – Requires Custom Panel

\$2,321



1 No InfoLight®



Refrigeration
Dishwashers
Laundry
Coffee Machines
Ranges
Microwaves
Ovens
Cooktops
Rangetops
Ventilation
Index

WASHERS-DRYERS



This price list supersedes all previous price lists. Prices listed herein do not include applicable state or local taxes.

Model Number	Description	PRICE
--------------	-------------	-------

All Bosch Washers Include the Following Features:

- SpeedPerfect® Provides up to 40% Faster Washing
- EcoSilence™ BLDC Motor for Quieter Operation
- Wave Profiled Stainless Steel Drum
- Anti-Vibration Circular Side Walls
- ENERGY STAR® Certified
- Improved Energy Efficiency and Performance
- Child Lock
- Signal
- Internal Water Heater
- Installation: Stackable, Side-by-Side, Under Counter or Pedestal Option
- 208-240 V
- Plug type 240V; NEMA 6-15 (3 prong)

300 Series

24" Compact Washer

Design

- White Exterior with White Dial and White Door Ring
- Updated Door Design with Bosch Magneto (WGA14400UC only)
- Touch Control Display
- Large 2.2 cu.ft. Capacity
- Spin Speed up to 1400 RPM
- Clear See-Through Window
- Matching Dryer WTG86403UC

Quality

- Energy Consumption 84 kWh/year

Silence Level

- Washing/Spinning 54/73 dBA

15 Individually-Tailored Washing Programs

- Cotton Normal, Cotton Light Soil, Permanent Press, Permanent Press Heavy Soil, Permanent Press Light Soil, Jeans, Quick Wash 30 min.,

Heavy Duty, Delicates, Hand wash/Wool, Allergen, Towels, Drum Clean, Drain, Rinse/Spin

6 Options

- SpeedPerfect®, Temperature, Finish In, Extra Rinse, Prewash, Spin Speed
- Plugs into Wall Receptacle or Dryer Adapter (provided with each dryer)
- Hose Length: 48"



\$2,242 WGA14400UC

NEW WGA14400UC

24" White Cabinet with White Dial and White Door Ring

Available January



Refrigeration
Dishwashers
Laundry
Coffee Machines
Ranges
Microwaves
Ovens
Cooktops
Rangetops
Ventilation
Index

WASHERS

This price list supersedes all previous price lists. Prices listed herein do not include applicable state or local taxes.

Model Number	Description	PRICE
--------------	-------------	-------

500 Series

24" Compact Washer

Home Connect® Features

- App Allows You to Operate Washer From Anywhere In the Home
- Remote Diagnostics, Monitoring, and Control
- Energy Management Information

Design

- White Exterior with Chrome Door Ring
- Updated Touch Control Display
- New, Larger 2.4 cu.ft. Capacity
- Spin Speed up to 1600 RPM

- Tinted Glass Window with Bosch Magneto
- Matching Dryer WQB245B0UC

Quality

- Energy Consumption 105 kWh/year
- AquaStop® Plus Leak Protection System in the Hoses and the Base

Silence Level

- Washing/Spinning 51/75 dBA

13 Individually-Tailored Washing Programs

- Cotton, SuperQuick, Delicates, Bedding, Rinse, Towels, Whites, Mix,

Jeans, Sanitize, Hand Wash/Wool, Spin/Drain, Drum Clean

10 Options

- SpeedPerfect®, Temperature, Finish In, Prewash, Spin Speed, Intensive Plus, Rinse Plus, Remote Start, Mini Load, Stains (Stains Program Treats Blood, Oils - food based, Red Wine, Grass, Sweat, Cosmetics based stains)
- Plugs into Wall Receptacle or Dryer Adapter (provided with each dryer)
- Hose Length: 59"



WGB24600UC



WGB24600UC

24" White Cabinet with Chrome Door Ring

\$2,682

800 Series

24" Compact Washer

Home Connect® Features

- App Allows You to Operate Washer from Anywhere in the Home
- Easy Start Option for Your Wash Cycle
- Energy Management Information

Design

- Pearl Steel Exterior with Chrome Door
- Updated Touch Control Display
- New i-DOS Automatic Dosing
- New, Larger, 2.4 cu.ft. Capacity
- Spin Speed up to 1600 RPM

- Interior LED Drum Light
- Tinted Glass Window with Bosch Magneto
- Matching Dryer WQB245AXUC

Quality

- Energy Consumption 105 kWh/year
- AquaStop® Plus Leak Protection System in the Hoses and the Base

Silence Level

- Washing/Spinning 51/75 dBA

13 Individually-Tailored Washing Programs

- Cotton, SuperQuick, Delicates, Bedding,

Automatic, Towels, Whites, Mix, Jeans, Sanitize, Hand Wash/Wool, Spin/Drain, Drum Clean

10 Additional Options

- SpeedPerfect®, Temperature, Finish In, Prewash, Spin Speed, Intensive Plus, Rinse Plus, Remote Start, Mini Load, Stains (Stains Program Treats Blood, Oils - food based, Red Wine, Grass, Sweat, Cosmetics Based Stains)
- Plugs into Wall Receptacle or Dryer Adapter (provided with each dryer)
- Hose Length: 59"



WGB246AXUC



WGB246AXUC

24" Pearl Steel Cabinet with Chrome Door Ring

\$3,294

This price list supersedes all previous price lists. Prices listed herein do not include applicable state or local taxes.

Model Number	Description	PRICE
--------------	-------------	-------

All Bosch Dryers Include the Following Features:

- Large 4.0 cu.ft. Capacity
- Anti-Vibration Circular Side Walls
- Sensitive Drying System
- Start/Pause to Add an Item
- ENERGY STAR® Certified
- Child Lock
- Extra-Fine Lint Filter
- ActiveDry® System
- **Installation**
- Stackable, Side-by-Side, Under Counter or Pedestal Option
- No Ducting Required
- Drain Pump and Hose Included
- Power Cord Included with Plug Type: 240V; NEMA 6-15 (3 Prong). Dryer Is Also Supplied with a Power Adapter to Fit a Standard 4-Prong 30A Dryer Receptacle (NEMA 14-30R) and Powers Both Bosch Washer and Dryer

300 Series

24" Compact Condensation Dryer

Design

- White Exterior with White Dial and White Door Ring Touch Control Display
- Updated Door Design with Bosch Magneto (WPA12100UC only)
- Stainless Steel Drum
- Clear See-Through Window
- Matching Washer WGA12400UC

Quality

- Energy Consumption 315 kWh/year

Silence Level

- 63 dBA

15 Individually-Tailored Drying Programs

- Cotton Extra Dry, Cotton Dry (Regular), Permanent Press Extra Dry, Permanent Press Dry, Permanent Press Damp,

Jeans, Quick Dry Auto, Air Fluff/No Heat, Time Dry Variable, Quick 40, Delicates, Heavy Duty, Sanitize, Hand Wash/Wool, Towels

6 Options

- Dry Level, Time Dry, Finish In, Wrinkle Block, Low Heat, Signal



WPA12100UC

NEW WPA12100UC

24" Ventless Condensation Drying System White with White Dial and White Door Ring

\$2,242

Available January



Refrigeration
Dishwashers
Laundry
Coffee Machines
Ranges
Microwaves
Ovens
Cooktops
Rangetops
Ventilation
Index

DRYERS

This price list supersedes all previous price lists. Prices listed herein do not include applicable state or local taxes.

Model Number	Description	PRICE
--------------	-------------	-------

500 Series

24" Compact Heat Pump Dryer with Self-Cleaning Condenser

Home Connect® Features

- App Allows You to Operate Dryer from Anywhere in the Home
- Smart Dry Connects the Dryer to the Washer to Determine the Best Drying Program based off of the Wash Cycle

Design

- White Exterior with Chrome Door Ring
- Updated Touch Control Display
- Reversible Door (No Additional Parts Required)

- Stainless Steel Structured Drum
- Tinted Glass Window with Bosch Magneto
- Matching Washer WGB24600UC

Quality

- Energy Consumption 125 kWh/year
- Maintenance-Free Self Cleaning Condenser
- Dual-Layer Lint Filtration System

Silence Level

- 62 dBA

13 Individually-Tailored Drying Programs

- Cotton, Quick Dry Auto, Delicates, Bedding, Anti Shrink, Towels, Jeans, Mix, Sportswear, Sanitize, Time Dry, Hand Wash / Wool, Air Fluff

8 Options

- Dryness Level, Time Dry, Finish In, Wrinkle Block, Low Heat, Remote Start, Dry Level Adjust, End Signal



WQB245B0UC



WQB245B0UC

**24" Ventless Heat Pump Dryer with Self-Cleaning Condenser
White with Chrome Door Ring**

\$2,682

800 Series

24" Compact Heat Pump Dryer with Self-Cleaning Condenser

Home Connect® Features

- App Allows You to Operate Dryer from Anywhere in the Home
- Easy Start Option for Your Dry Cycle

Design

- Pearl Steel Exterior with Chrome Door Ring
- Updated Touch Display
- Interior LED Drum Light
- Reversible Door (No Additional Parts Required)
- Stainless Steel Structured Drum

- Tinted Glass Window with Bosch Magneto
- Matching Washer WGB246AXUC

Quality

- Energy Consumption 125 kWh/year

Silence Level

- 62 dBA

13 Individually-Tailored Drying Programs

- Cotton, Quick Dry Auto, Delicates, Bedding, Steam Restore, Towels, Jeans, Mix, Sportswear, Sanitize, Time Dry, Hand Wash / Wool, Air Fluff

8 Options

- Dryness Level, Time Dry, Finish In, Wrinkle Block, Low Heat, Remote Start, Dry Level Adjust, End Signal



WQB245AXUC














WQB245AXUC

**24" Ventless Heat Pump Dryer with Self-Cleaning Condenser
Pearl Steel with Chrome Door Ring**

\$3,294





This price list supersedes all previous price lists. Prices listed herein do not include applicable state or local taxes.

Model Number	Description	PRICE	Washers			Dryers		
			WGA1_400UC	WGB24600UC	WGB246AXUC	WTG86403UC/ WPA12100UC	WQB245B0UC	WQB245AXUC
	WMZ20600 Drying Rack for Wool items, Shoes, etc. for Bosch 24" Dryers	\$123				•	•	•
	WMZPW20W Pedestal with Drawer for 24" Washer	\$462	•	•				
	WTZPW20D Pedestal with Drawer for 24" Dryer	\$462				•	•	
	WMZPW2XW Washer 24" Pedestal - Pearl Steel	\$616			•			
	WTZPW2XD Dryer 24" Pedestal - Pearl Steel	\$616						•
	WTZ11400UC Stacking Kit with Pull Out Tray	\$230	•			•		
	WTZ20410UC Stacking Kit without Pull Out Tray	\$76	•			•		
	WTZ27510UC 500 Stacking Kit - NO Drawer White	\$107		•			•	
	WTZ27500UC 500 Stacking Kit - w/ Drawer White	\$308		•			•	
	WTZ2751XUC 800 Stacking Kit - NO Drawer Pearl Steel	\$107			•			•
	WTZ2750XUC 800 Stacking Kit - w/ Drawer Pearl Steel	\$308			•			•

Refrigeration
Dishwashers
Laundry
Coffee Machines
Ranges
Microwaves
Ovens
Cooktops
Rangetops
Ventilation
Index

ACCESSORIES

This price list supersedes all previous price lists. Prices listed herein do not include applicable state or local taxes.

Model Number	Description	PRICE	Washers			Dryers		
			WGA1_400UC	WGB24600UC	WGB246AXUC	WTG86403UC/ WPA12100UC	WQB245B0UC	WQB245AXUC
	WTZPA20UC Dryer Power Adapter – 4 Prong 240V; NEMA 14-30R to 6-15R	\$107				• ¹	• ¹	• ¹
	WTZPA30US Dryer Power Adapter – 3 Prong 240V; NEMA 10-30R to 6-15R	\$107				• ¹	• ¹	• ¹
	WTZSB30UC Bracket Style Stacking Kit White	\$76	•	•		•	•	
	NEW WTZSB3XUC Bracket Style Stacking Kit Pearl Steel Available January	\$107			•			•



¹ Adapter only works with dryers listed in this guide.

BUILT-IN COFFEE MACHINE



This price list supersedes all previous price lists. Prices listed herein do not include applicable state or local tax

Model Number	Description	PRICE
--------------	-------------	-------

800 Series

24" Built-In Coffee Machine

- Home Connect® App Allows You to Prepare Coffee from Anywhere in the Home
- Within Minutes Prepare Espressos, Cappuccinos, Lattes, Macchiato and More
- MyFavorites Stores up to 8 of Your Favorite Coffee Preferences
- Large TFT Color Touch Screen Interface
- Automatic System for Cleaning, Milk Steam Rinsing and Descaling
- AromaPro Provides Constant Pressure for an Enhanced Coffee Experience
- Grinding Settings for Dark or Light Coffee
- OneTouch DoubleCup Dispenses Two Beverages at the Same Time
- Integrated Built-In Sensors Will Alert You When Coffee, Water Level Is Low
- AromaDouble Shot Prepares Extra-Strong Coffee with Less Bitterness
- Individual Cup Volume Allows You to Adjust Your Coffee Cup Size
- 1 lb. Bean Container
- 81 oz. Water Reservoir
- Stainless Steel 17 oz. Milk Container
- Drip Tray Removable for Cleaning
- 120 V




BCM8450UC



BCM8450UC **Bosch Built-In Coffee Machine** **\$5,747**

Accessories for Coffee Machine

Accessories for Coffee Machine			BCM8450UC
	HEZCMT3050	30" SS Trim Kit	•
		\$663	

For coffee accessories, please see the Cleaners & Accessories Price List.



Refrigeration
Dishwashers
Laundry
Coffee Machines
Ranges
Microwaves
Ovens
Rangetops
Cooktops
Ventilation
Index

MICROWAVES



OVER-THE-RANGE MICROWAVES

This price list supersedes all previous price lists. Prices listed herein do not include applicable state or local tax

Model Number	Description	PRICE
--------------	-------------	-------

All Bosch Over-the-Range Microwaves Include the Following Features:

- Design-Matched for Use in Combination with Bosch Range or Cooktop
- Exclusive Stainless Steel Handle
- Easy to Read White LCD Display
- Easy to Use Touch Control
- Side-Hinged Door Allows Full Access to Microwave Cavity
- Installation for Recirculation or Outside Venting
- Reheat Setting
- Potato Program
- Automatic Defrost
- Popcorn Program
- Timer with Cook Time and Automatic Shut Off Function
- Convenient Kitchen Timer
- Easily Adds 30 Seconds to Cooking Time
- 10 Microwave Power Levels
- Plugs into Standard 110 V, 3-Prong Outlet

300 Series

30" Over-the-Range Microwave

- Stainless Steel Colored Vent Grid
- 1.7 cu.ft. Large Cavity Capacity
- Large 13 5/8" Glass Turntable
- Three-Speed Vent with up to 300 CFM Power
- Two Surface Lights for Bright Cooktop Illumination



HMV3054U

HMV3054U

30" Stainless Steel

\$1,043

Discontinues August

800 Series

24" and 30" Drawer Microwave

- New hidden control panel; opens for enhanced visibility
- Home Connect® allows for remote monitoring and control the drawer microwave with Wi-Fi Connectivity
- 1.2 cu.ft. overall capacity
- Microwave Power 950 W
- 10 Power Levels
- Sensor Cooking Door
- Opens and Closes through Touch Control
- Can Be Installed Flush



HMD8454UC

HMD8454UC

24" Drawer Microwave

\$3,036

27" and 30" Built-In Microwave Touch Control with Drop Down Door

- LCD Display and LED Light
- 1.6 cu.ft. Overall Capacity
- 14 1/8" Glass Turntable
- Microwave Power: 950 W
- 10 Power Levels
- Sensor Cooking
- Sensor Reheat
- No Trim Kit Required
- Plugs into a Standard 120 V, 3-Prong Outlet



HMB57152UC

HMB57152UC

27" Microwave, Stainless Steel

\$2,266

HMB50152UC

30" Microwave, Stainless Steel

\$2,266



HMB50152UC

SPEED OVENS

This price list supersedes all previous price lists. Prices listed herein do not include applicable state or local taxes.

Model Number	Description	PRICE
--------------	-------------	-------

All Bosch Speed Ovens Include the Following Features:

- 1.6 cu.ft. Overall Capacity
- Nine SpeedChef® Cooking Cycles
- Convection Broil and Convection Bake Modes
- Seven Auto Sensor Microwave Cycles
- 1,000 W Microwave
- 1,750 W Broil Element
- 600 W Bake Element
- 1,700 W Convection Element
- Kitchen Timer and Panel Lock Setting
- Stainless Steel Cooking Interior
- Cut-resistant Metal Turntable and Separate Ceramic Cooking Tray
- Multi-Use Oven Rack
- Wall or Under Counter Approved Installation (HMC54151UC cannot be installed under a cooktop)

800 Series

27" and 30" Speed Ovens

- Cooks Faster than a Traditional Oven and Can Also Be Used as a Microwave
- LCD Display and LED Light
- Electrical Connection – 120 V NEMA 5-20 3-Prong Plug for HMC80152UC and HMC87152UC; 240 V Direct Wire for HMC80252UC and HMC80242UC
- Electric Load – 20 A



HMC80242UC

HMC80252UC	30" 240 V Speed Oven, Stainless Steel	\$3,731
HMC80242UC	30" 240 V Speed Oven, Black Stainless Steel	\$3,806





BUILT-IN OVENS

This price list supersedes all previous price lists. Prices listed herein do not include applicable state or local taxes.

Model Number	Description	PRICE
--------------	-------------	-------

All Bosch 500 Series 30" Built-In Ovens Include the Following Features:

- Heavy-Duty Metal Knobs for a Premium Look and Feel
- Compatible with Most Existing Cut-Outs
- Designed to Be Installed Flush with Your Cabinetry
- 2, 3, and 4-Hour Self-Clean Cycles
- Kitchen Timer
- Extra Large Door Window for Easy Monitoring of Cooking Process
- Star-K Certified 100°–450°F
- Large Capacity at 4.6 cu.ft.
- Recessed 12-Pass Broil Element for Increased Capacity and Performance

500 Series

30" Single Wall Oven, European Convection

- Genuine European Convection
- 11 Oven Modes
- Custom Cooking Modes: Pizza, Pie, Warm and Proof
- Temperature Conversion for Convection Cooking
- One Oven Light



HBL5451UC

HBL5451UC

30" Stainless Steel

\$4,032

All Bosch 800 Series Built-In Ovens Include the Following Features:

- QuietClose® Door
- A Full-Extension Telescopic Rack
- Designed to Be Installed Flush with Your Cabinetry
- Compatible with Most Existing Cut-Outs
- 11 Oven Modes
- Custom Cooking Modes: Pizza, Pie, Warm and Proof
- Genuine European Convection
- Temperature Conversion for Convection Cooking
- Touch Control with SteelTouch™ Buttons Makes Operating the Oven Easier
- Temperature Probe Takes Guesswork Out of Cooking
- Fast Preheat™ Reduces Preheat Time
- 2, 3, and 4-Hour Self-Clean Cycles
- Two Oven Lights
- Timer with Cook Time and Delay Start Function
- Extra Large Door Window for Easy Monitoring of Cooking Process
- Star-K Certified 100°–450°F
- Large Capacity at 4.6 cu.ft.
- Recessed 12-Pass Broil Element for Increased Capacity and Performance

800 Series

30" Single Wall Ovens

- Home Connect® Features. Remotely Monitor and Control the Wall Oven with Wi-Fi Connectivity



HBL8443UC

HBL8443UC

30" Single Wall Oven, Black Stainless Steel

\$5,110

30" Single Wall Oven

- The Bosch Wall Oven Combines Your Favorite Tools into One Appliance. It's an Air Fryer, Convection Oven, Roaster, Dough Proofer and More
- Air Fry Mode Quickly Cooks Foods to Crisp Perfection without Added Oil
- Home Connect® Features. Remotely Monitor and Control the Wall Oven with Wi-Fi Connectivity



HBL8454UC

HBL8454UC

30" Single Wall Oven, Stainless Steel with Air Fry

\$4,880

This price list supersedes all previous price lists. Prices listed herein do not include applicable state or local tax

Model Number	Description	PRICE
--------------	-------------	-------

All Bosch Benchmark® Series Built-In Ovens Include the Following Features:

- QuietClose® Door Dampened Hinges Softly and Quietly Guide the QuietClose® Door Shut
- The Color TFT Control Panel with SteelTouch™ Buttons Is Easy to Use
- A Full-Extension Telescopic Rack Offers Safe Access to the Oven Cavity
- Designed to Be Installed Flush with Your Cabinetry
- Compatible with Most Existing Cut-Outs
- 13 Specialized Cooking Modes – Gourmet Cooking Made Easy
- Custom Cooking Programs: No-Preheat Frozen Food Mode, Pizza, Pie, Warm and Proof
- Genuine European Convection
- Temperature Conversion for Convection Cooking
- Fast Preheat™ Reduces Preheat Time
- 2, 3, and 4-Hour Self-Clean Cycles
- EcoChef Mode – Remaining Heat in Cavity Finishes Cooking Process
- AutoProbe Takes the Guesswork Out of Cooking
- Two Halogen Lights Provide Superior Cavity Illumination
- Timer with Cook Time and Delay Start Function
- Extra Large Door Window for Easy Monitoring of Cooking Process
- Star-K Certified 100°–450°F
- Two Separate Time Intervals Can Be Programmed
- Large Capacity at 4.6 cu.ft.

Benchmark® Series

30" Single Wall Oven SideOpening Door

- SideOpening Door Offers Better Ergonomic Access to the Oven Cavity
- Recessed 12-Pass Broil Element for Increased Capacity and Performance



HBLP451RUC



HBLP451LUC

HBLP451RUC **30" Stainless Steel, Right SideOpening Door** **\$5,368**

HBLP451LUC **30" Stainless Steel, Left SideOpening Door** **\$5,368**

30" Single Wall Oven

- The Bosch Wall Oven Combines Your Favorite Tools into One Appliance. It's an Air Fryer, Convection Oven, Roaster, Dough Proofer and More
- Air Fry Mode Quickly Cooks Foods to Crisp Perfection without Added Oil



HBLP454UC **30" Single Wall Oven, Stainless Steel with Air Fry** **\$5,076** HBLP454UC

Refrigeration
Dishwashers
Laundry
Coffee Machines
Ranges
Microwaves
Ovens
Cooktops
Rangetops
Ventilation
Index

WARMING DRAWERS/ACCESSORIES

This price list supersedes all previous price lists. Prices listed herein do not include applicable state or local tax

Model Number	Description	PRICE
--------------	-------------	-------

500 Series

27" and 30" Warming Drawers

- Keeps Meals Hot and Is Designed to Match the Perfectly Flush Fit of a Bosch Wall, Speed or Steam Oven
- 3 Settings to Keep Meals Hot and Ready to Serve
- Installs Vertically under Bosch Speed, Steam or Wall Oven
- Matches Bosch Built-In Products
- Install Either Flush or Proud
- 450 W Heating Element Concealed Below Drawer
- Special Dough Proofing Mode
- Sturdy Ball Bearing Telescopic Rails for Smooth Opening
- Star-K Certified
- 1 Hour Automatic Shut Off Function with Adjustable Timer
- 2.2 cu.ft. Large Cavity (1.9 cu.ft. for 27")
- Lower Side Walls Allow Easy Loading and Unloading of Drawer



HWD5051UC

HWD5051UC

30" Stainless Steel

\$2,353



COOKTOPS



This price list supersedes all previous price lists. Prices listed herein do not include applicable state or local tax

Model Number	Description	PRICE
--------------	-------------	-------


All Bosch Gas Cooktops Include the Following Features:

- Front-Center Controls
- Continuous Cast Iron Grates
- LP Kit Included
- High Efficiency Gas Burners
- FlameSafe thermocouple shuts off gas if flame is extinguished
- See All Pan Accessories on Page 8-10.

500 Series

36" Gas Cooktop

- 5 Burners
- Stainless-Look Metal Knobs
- Sealed Burners for Easier Cleanup
- 16K BTU Max
- LED "On" Indicator Light
- Low Profile Stainless Steel Design for Easy Cleaning
- OptiSim® Burner



NGM5659UC

LR: 6,000 BTU	C: 16,000 BTU	RR: 10,300 BTU
LF: 3,400 BTU		RF: 6,000 BTU

NGM5659UC 36" Gas Cooktop, 5 Burners, Stainless Steel \$2,000

800 Series

36" Gas Cooktop

- 5 Burners
- OptiSim® Burner
- Automatic Re-Ignition
- 19K BTU Max
- Black Stainless Metal Knobs
- Red LED Lights Indicate Burners Are On
- Recessed Burner Areas



NGM8646UC

LR: 9,300 BTU	C: 19,000 BTU	RR: 5,500 BTU
LF: 9,300 BTU		RF: 9,300 BTU

NGM8646UC 36" Gas Cooktop, 5 Burners, Black with Black Stainless Knobs \$2,462

Legacy

36" Gas Cooktop

- 5 Burners
- Dual-Ring Power Burner
- Dishwasher-Safe Grates
- FlameSelect® (9 Power Levels)
- OptiSim® Burner
- Residual Heat Indication
- 17K BTU Max
- LED Light Line Knob Illumination



NGM8659UC



LR: 6,000 BTU	C: 17,000 BTU	RR: 10,300 BTU
LF: 3,400 BTU		RF: 6,000 BTU

NGM8659UC 36" Gas Cooktop, 5 Burners, Stainless Steel \$2,694

Refrigeration
Dishwashers
Laundry
Coffee Machines
Ranges
Microwaves
Ovens
Cooktops
Rangetops
Ventilation
Index

This price list supersedes all previous price lists. Prices listed herein do not include applicable state or local tax

Model Number	Description	PRICE
--------------	-------------	-------

Benchmark® Series

36" Gas Cooktop

- 5 Burners
- FlameSelect® (9 Power Levels)
- 18K BTU Max
- Bosch Exclusive Dual-Ring Power Burner
- OptiSim® Burner
- LED Power Level/Residual Heat Indication Display
- Digital Display Indicating Selected Power Level
- Stainless-Look Metal Knobs
- Dishwasher-safe Grates



NGMP659UC



LR: 6,000 BTU

LF: 3,400 BTU

C: 18,050 BTU

RR: 10,300 BTU

RF: 6,000 BTU

NGMP659UC

36" Gas Cooktop, 5 Burners, Stainless Steel

\$3,000



HOMEA
PREMIUM

HOMEA

www.homea.mx

Email: ventas@homea.mx

Whatsapp: (442)258.0251

Tel: (442)216.3552

Lada sin Costo: 01(800)701.2121