



**BOSCH**

# Lista de Precios 2025

COD-04072025

**H**OMEA  
PREMIUM

**HOMEA**

[www.homea.mx](http://www.homea.mx)

Email: [ventas@homea.mx](mailto:ventas@homea.mx)

Whatsapp: (446)144.6318

Tel: (442)216.3552

Lada sin Costo: 01(800)701.2121



# REFRIGERATORS



# FRENCH DOOR REFRIGERATOR

This price list supersedes all previous price lists. Prices listed herein do not include applicable state or local taxes.	
Model Number	Description

**All Bosch Freestanding French Door Refrigerators Include the Following Features:**

- |                                      |                                 |                            |
|--------------------------------------|---------------------------------|----------------------------|
| • Home Connect® Features             | • Full-Width Deli Drawer        | • Ice Maker                |
| • EnERGY StAR® Certifie              | • Hidden Hinges                 | • Gallon Door Storage Bins |
| • SuperCool/SuperFreeze®             | • LED Lighting                  | • Star-K Certifie          |
| • MultiAirFlow® Circulation System   | • Door Alarm                    |                            |
| • Adjustable tempered Glass Shelving | • UltraClarityPro® Water Filter |                            |

## 100 Series

**36" Freestanding Standard-Depth French Door Refrigerator, External Water and Ice—Stainless Steel**

- |   |   |   |
|---|---|---|
| • 26.0 cu.ft.                               | • QuickIce System Makes Up to 8 lbs of Ice Per Day* | • Fill Large Cups and Bottles with Ease with One touch Bottlefill and Extra Large Dispenser Shelf |
| • 70" Cutout Height                         | • External Ice and Water Dispenser                  | • Freezer with two-tiered Shelving  |
| • Anti-Fingerprint Stainless Steel Exterior |   |   |
| • Sleek Recessed Handles                    |   |   |

B36FD10ENS

Stainless Steel, Recessed Handle

\$4,402



B36FD10ENS



\*Based on single ice maker production rates during a 24-hour period, measured per IEC standards, when the ice bin was removed. Results may vary depending on operating conditions.



FRENCH DOOR REFRIGERATOR

This price list supersedes all previous price lists. Prices listed herein do not include applicable state or local taxes.

Model Number	Description	PRICE
--------------	-------------	-------

500 Series

36" Freestanding Standard-Depth French Door Refrigerator, External Water and Ice—Stainless Steel

- QuickIce Pro System™ Makes up to 12 lbs. of Ice per Day\*
- 26.0 cu.ft.
- Standard Depth
- 70" Cutout Height
- Anti-Fingerprint Stainless Steel Exterior
- Stainless Steel Back Wall
- Humidity Controlled Crisper Drawers
- Adjustable Garage Shelf
- External Ice and Water Dispenser
- Freezer with two-tiered Shelving



B36FD52SNS



B36FD52SNB



B36FD52SNS	Stainless Steel, Bar Handle	\$5,719
B36FD52SNB	Black Stainless Steel, Bar Handle	\$6,245



\*Based on single ice maker production rates during a 24-hour period, measured per IEC standards, when the ice bin was removed. Results may vary depending on operating conditions.

BOTTOM FREEZER

This price list supersedes all previous price lists. Prices listed herein do not include applicable state or local taxes.

Model Number	Description	PRICE
--------------	-------------	-------

All Bosch Counter-Depth Two Door Bottom Freezer Refrigerators Include the Following Features:

- Counter Depth
  - Reversible Door Swing
- MultiAirFlow® Circulation System
  - EnERGY StAR® Certifie

500 Series

24" Freestanding Counter-Depth Two Door Bottom Freezer Refrigerator—Stainless Steel Door

- 13 cu.ft.
  - 80 7/16"Cutout Height
  - Integrated Handles
  - Easy clean stainless steel and glass front exteriors
- VitaFresh Plus™ Drawer with Humidity Adjustment
  - LED Lighting Inside
  - Adjustable Shelving and Door Bins for Flexible Storage
- 3 Freezer Drawers
  - Ice Cube tray
  - Home Connect®
  - Star-K Certifie

B24CB50ESS Stainless Steel

Note: For model with internal ice maker (B24CB80ES\_), see page 1-7.

\$5,894



B24CB50ESS



BUILT-IN BOTTOM FREEZER

This price list supersedes all previous price lists. Prices listed herein do not include applicable state or local taxes.

Model Number	Description	PRICE
<b>All Bosch Benchmark® Series Bottom Freezer Refrigerators Include the Following Features:</b>		
• Home Connect® Capability	• MultiAirFlow® Circulation System	• Internal Ice Maker
• EnERGY StAR® Certifie	• Carbon Air Filter	• UltraClarityPro® Water Filter
• Installs true Flush or Framed	• SuperCool/SuperFreeze®	• Sabbath/Economy/Vacation Mode
• Sidewall LED t heater Lighting	• Adjustable Shelving	• Dual Compressor and Evaporator
• touchscreen Control Panel	• Full Extension Drawers	
• OptiFlex® Hinge	• Full Width Deli Drawer	

Benchmark® Series

30" Built-In Two Door Bottom Freezer Refrigerator

- 16.0 cu.ft.
- VitaFreshPro® Crisper Drawer Automatically Controls temperature and Humidity to Keep Food Fresh Up to 3x Longer
- Internal water Dispenser
- Full Color touchscreen Control Panel
- Stainless Steel Back Wall
- Premium Metal Door Bins with Slip Mats
- t hree-t iered Freezer Storage Drawers



B30IB100SP

NEW B30IB100SP Custom Panel

\$13,812



BUILT-IN SINGLE DOOR

This price list supersedes all previous price lists. Prices listed herein do not include applicable state or local taxes.

Model Number	Description	PRICE
<b>All Bosch Benchmark® Series Single Door Freezers and Refrigerators Include the Following Features:</b>		
• Home Connect® Capability	• Installs true Flush or Framed	• MultiAirFlow® Circulation System
• EnERGY StAR® Certifie	• All-LED sidewall and theater lighting	• t Ft Controls
• tall Door Built-In Style	• OptiFlex® Hinge	

Benchmark® Series

18" Built-In Single Door Freezer—Custom Panel

- 8.6 cu.ft.
- Water Filter
- Internal Ice Maker
- Single Compressor

B18IF905SP 18" Freezer, Custom Panel Single Door

\$10,457



B18IF905SP



30" Built-In Single Door Refrigerator—Custom Panel

- 17.2 cu.ft.
- Humidity control drawer
- Full Width Shelving
- Gallon Door Bins
- Full Extension Drawers
- VitaFresh System

B30IR905SP 30" Refrigerator, Custom Panel Single Door

\$12,729







B30IR905SP



This price list supersedes all previous price lists. Prices listed herein do not include applicable state or local taxes.

## Accessories for Refrigeration

Accessories for Refrigeration				FDBM				BF		SD						
				100 Series	500 Series	800 Series		Benchmark	800 Series	Benchmark	Benchmark					
	Model number	Description	PRICE	B36_D10EnS	B36CD52Sn_	B36FD52Sn_	B36CL80_nS	B36CL81En_	B36Ct8_Sn_	B36Bt_3_nS	B36lt_0_nP	B24CB80ES_	B30BB_3_SS	B30IB_0_SP	B18IF905SP	B30IR905SP
	<b>BFL18IF800</b>	<b>18" Stainless Steel Flat Panel Freezer Door</b>	<b>\$694</b>												•	
	<b>BFL30IR800</b>	<b>30" Stainless Steel Flat Panel Freezer Door</b>	<b>\$849</b>													•
	<b>B36HNDL800</b>	<b>36" Handle for Single Door</b>	<b>\$154</b>												•	•
	<b>HEATKITB82</b>	<b>Heater Kit</b>	<b>\$616</b>									•	•	•	•	

Please make sure to order HEATKITB82 when installation is less than 6" apart but not connected, or for nontraditional side-by-side combinations without freezer column. A HEATKITB82 is recommended for use with any installation in areas that are subject to extreme humidity.



# DISHWASHERS



# DISHWASHERS

This price list supersedes all previous price lists. Prices listed herein do not include applicable state or local taxes.

Model Number	Description	PRICE
<b>Bosch 300 Series Dishwashers Include the Following Features:</b>		
<b>Quiet Operation</b> <ul style="list-style-type: none"> <li>Multiple Layers of Sound-Absorbing Insulation</li> <li>EcoSilence™ Dual Brushless Motor System</li> <li><b>Solid Molded Base to Absorb Noise while Minimizing Vibration</b></li> </ul>	<b>Racks</b> <ul style="list-style-type: none"> <li><b>Standard 3rd Rack</b></li> <li>1 Silverware Basket</li> </ul> <b>Efficiency</b> <ul style="list-style-type: none"> <li>269 kWh/yr (except SHE53CE5n is <b>240 kWh/year &amp; ENERGY STAR® Certifie</b> )</li> </ul>	<b>Performance</b> <ul style="list-style-type: none"> <li>Wi-Fi Home Connect® features</li> <li>Smart Cycle Guidance</li> <li>Delay Start, Remote Start, and Cycle Monitoring</li> <li>Access Additional Cycles, Manuals, and tips &amp; tricks</li> <li>Cycles: <ul style="list-style-type: none"> <li>5 on the Control Panel: Heavy, Auto, normal, Speed60®, Favorite</li> <li>3 Additional in Home Connect®: Delicate, Rinse, MachineCare</li> </ul> </li> <li>Options: <ul style="list-style-type: none"> <li>3 on the Control Panel: Sanitize, Remote Start, Extra Dry</li> <li>2 Additional in Home Connect®: Half Load, Eco</li> </ul> </li> <li>Home Connect® Allows You to Remotely Monitor and Control with Wi-Fi Connectivity</li> </ul>

## 300 Series

<b>Quiet Operation</b> <ul style="list-style-type: none"> <li><b>46 dBA</b></li> <li><b>InfoLight®</b></li> </ul>	<b>Racks</b> <ul style="list-style-type: none"> <li><b>16 Place Setting Capacity</b></li> <li><b>EasyGlide®</b></li> <li><b>3 Step RackMatic®</b></li> <li><b>1 Flip Tine Upper Rack</b></li> <li><b>Flip Tines Lower Rack</b> <ul style="list-style-type: none"> <li><b>1 Fixed (Rear)</b></li> <li><b>1 Single (Left)</b></li> <li><b>1 Fixed (Right)</b></li> </ul> </li> </ul> <b>Efficiency</b> <ul style="list-style-type: none"> <li>269 kWh/yr (except SHE53CE5n is <b>240 kWh/year &amp; ENERGY STAR® Certifie</b> )</li> </ul>
---	--



SHV53CM3N



<b>SHV53CM3N</b>	<b>Custom Panel</b>	<b>\$1,899</b>
------------------	---------------------	----------------

- 1 No InfoLight®
- 2 240 kWh/year; ENERGY STAR® Certifie






## DISHWASHERS

This price list supersedes all previous price lists. Prices listed herein do not include applicable state or local taxes.

Model Number	Description	PRICE
<b>Bosch 800 Series Dishwashers Include the Following Features:</b>		
<b>Featuring CrystalDry™</b> —a patented drying technology that transforms moisture into heat to get dishes, including plastics, 60% drier.*		
<b>Quiet Operation</b> <ul style="list-style-type: none"> <li>• <b>42 dBA</b></li> <li>• InfoLight®</li> <li>• Multiple Layers of Sound-Absorbing Insulation</li> <li>• EcoSilence™ Dual Brushless Motor System</li> <li>• Solid Molded Base to Absorb noise while Minimizing Vibration</li> </ul>	<b>Racks</b> <ul style="list-style-type: none"> <li>• 16 Place Setting Capacity</li> <li>• <b>EasyGlide®</b></li> <li>• FlexSpace™ tines</li> <li>• <b>Flexible 3rd Rack</b></li> <li>• 3 Step RackMatic®</li> <li>• Flip tines Lower Rack                             <ul style="list-style-type: none"> <li>• 1 Fixed (Rear)</li> <li>• 1 Single (Left)</li> <li>• 1 Fixed (Right)</li> </ul> </li> <li>• 1 Silverware Basket</li> </ul>	<b>Performance</b> <ul style="list-style-type: none"> <li>• Wash System: PrecisionWash®</li> <li>• Drying System: <b>CrystalDry™</b></li> <li>• Wi-Fi Home Connect® features                             <ul style="list-style-type: none"> <li>• Smart Cycle Guidance</li> <li>• Delay Start, Remote Start, and Cycle Monitoring</li> <li>• Access Additional Cycles, Manuals, and tips &amp; tricks</li> </ul> </li> <li>• Cycles:                             <ul style="list-style-type: none"> <li>• 5 on the Control Panel: Heavy, Auto, normal, Speed60®, Favorite</li> <li>• 3 Additional in Home Connect®: Delicate, Rinse, MachineCare</li> </ul> </li> <li>• Options:                             <ul style="list-style-type: none"> <li>• 3 on the Control Panel: Sanitize, Remote Start, <b>CrystalDry™</b></li> <li>• 2 Additional in Home Connect®: Half Load, Eco</li> </ul> </li> <li>• Home Connect® Allows You to Remotely Monitor and Control with Wi-Fi Connectivity</li> </ul>
<b>Design</b> <ul style="list-style-type: none"> <li>• Anti-Fingerprint Stainless Steel</li> <li>• Flush Installation</li> <li>• touch Controls</li> <li>• time Remaining Display</li> <li>• Self-Latching Door</li> </ul>	<b>Efficiency</b> <ul style="list-style-type: none"> <li>• <b>240 KWh/yr</b></li> <li>• <b>ENERGY STAR® Certified</b></li> </ul>	
<b>Quality</b> <ul style="list-style-type: none"> <li>• Deeper Stainless Steel tub</li> <li>• 24/7 AquaStop® Leak Protection System</li> <li>• Easily Accessible 3-Stage Filtration System</li> </ul>		
*Based on aggregate average drying performance of Bosch Dishwashers with CrystalDry™ on combined household load including plastics, glass, steel, and porcelain as compared to Bosch Dishwashers with PureDry™. Drying performance may vary by dish type.		

### 800 Series

	Racks	Performance	
	• 2 Flip Tines Upper Rack	• Wash System: <b>PowerControl™</b> with PrecisionWash®	
<b>SHP78CM5N<sup>1</sup></b>	<b>Pocket Handle, Stainless Steel</b>	<b>\$2,361</b>	
<b>SHX78CM5N</b>	<b>Bar Handle, Stainless Steel</b>	<b>\$2,437</b>	
<b>SHV78CM3N</b>	<b>Custom Panel</b>	<b>\$2,437</b>	



\*Based on aggregate average drying performance of Bosch Dishwashers with CrystalDry™ on combined household load including plastics, glass, steel, and porcelain as compared to Bosch Dishwashers with PureDry™. Drying performance may vary by dish type.

## DISHWASHERS

This price list supersedes all previous price lists. Prices listed herein do not include applicable state or local taxes.

Model Number	Description	PRICE
<b>Bosch Benchmark® Series dishwashers include the following features:</b> <b>Featuring the New PowerControl™ Wash System plus CrystalDry™—the industry's most advanced clean meets the ultimate dry.</b>		
<b>Quiet Operation</b> <ul style="list-style-type: none"> <li>• <b>38 dBA</b></li> <li>• Multiple Layers of Sound-Absorbing Insulation</li> <li>• EcoSilence™ Dual Brushless Motor System</li> <li>• Solid Molded Base to Absorb noise while Minimizing Vibration</li> <li>• <b>TimeLight®</b></li> </ul>	<b>Racks</b> <ul style="list-style-type: none"> <li>• 16 Place Setting Capacity</li> <li>• <b>EasyGlide® Plus</b></li> <li>• Flexible 3rd Rack</li> <li>• 3 Step RackMatic®</li> <li>• 2 Flip tines Upper Rack</li> <li>• <b>FlexSpace™ Plus</b></li> <li>• <b>Flip Tines Lower Rack</b> <ul style="list-style-type: none"> <li>• <b>1 Double (Rear)</b></li> <li>• 1 Single (Left)</li> <li>• <b>1 Wide (Right)</b></li> </ul> </li> <li>• 1 Silverware Basket</li> </ul>	<b>Performance</b> <ul style="list-style-type: none"> <li>• <b>Wash System:</b> PowerControl™ with PrecisionWash®</li> <li>• <b>Drying System:</b> CrystalDry™</li> <li>• Wi-Fi Home Connect® features <ul style="list-style-type: none"> <li>• Smart Cycle Guidance</li> <li>• Delay Start, Remote Start, and Cycle Monitoring</li> <li>• Access Additional Cycles, Manuals, and tips &amp; tricks</li> </ul> </li> <li>• <b>Cycles:</b> <ul style="list-style-type: none"> <li>• <b>5 on the Control Panel:</b> Heavy, Auto, normal, Speed60®, Favorite</li> <li>• <b>4 Additional in Home Connect®:</b> Express, Rinse, Glass, MachineCare</li> </ul> </li> <li>• <b>Options:</b> <ul style="list-style-type: none"> <li>• <b>3 on the Control Panel:</b> Sanitize, Remote Start, CrystalDry™</li> <li>• <b>4 Additional in Home Connect®:</b> Half Load, SpeedPerfect, ExtraScrub, Eco</li> </ul> </li> <li>• Home Connect® Allows You to Remotely Monitor and Control with Wi-Fi Connectivity</li> </ul>
<b>Design</b> <ul style="list-style-type: none"> <li>• Anti-Fingerprint Stainless Steel</li> <li>• Flush Installation</li> <li>• touch Controls</li> <li>• <b>Touch Screen Display</b></li> <li>• time Remaining Display</li> <li>• Self Latching Door</li> </ul>	<b>Efficiency</b> <ul style="list-style-type: none"> <li>• 240 kWh/yr</li> <li>• EnERGY StAR® Certifie</li> </ul>	
<b>Quality:</b> <ul style="list-style-type: none"> <li>• <b>Water Softener</b></li> <li>• <b>Corrugated Shaped Filter</b></li> <li>• Deeper Stainless Steel tub</li> <li>• 24/7 AquaStop® Leak Protection System</li> <li>• Easily Accessible 3-Stage Filtration System</li> </ul>		

### Benchmark® Series

**SHP9PCM5N<sup>1</sup>** Pocket Handle, Stainless Steel

**\$3,245**



**SHV9PCM3N<sup>2</sup>** Custom Panel

**\$3,245**



SHV9PCM3N



<sup>1</sup> No TimeLight®

<sup>2</sup> 39 dBA





## ADA-HEIGHT DISHWASHERS

This price list supersedes all previous price lists. Prices listed herein do not include applicable state or local taxes.

Model Number	Description	PRICE
<b>Bosch ADA-Height Dishwashers Include the Following Features:</b>		
<b>Design</b> <ul style="list-style-type: none"> <li>• time Remaining Display</li> <li>• ADA Compliant Height (32" tall)</li> </ul>	<b>Quality</b> <ul style="list-style-type: none"> <li>• Full Stainless Steel tub</li> <li>• 24/7 AquaStop® Plus</li> <li>• Easily Accessible 3-Stage Filtration System</li> </ul>	<b>Performance</b> <ul style="list-style-type: none"> <li>• Up to Seven Wash Cycles: Heavy, Auto, normal, Favorite, Rinse</li> <li>• Six Options: Delicate, Extra Dry, Sanitize, 24H Delay Start, MachineCare, Remote Start</li> <li>• Home Connect® Allows You to Remotely Monitor and Control with Wi-Fi Connectivity</li> </ul>
<b>Racks</b> <ul style="list-style-type: none"> <li>• RackMatic®</li> <li>• Flexible Silverware Basket</li> </ul>	<b>Efficiency</b> <ul style="list-style-type: none"> <li>• EnERGY StAR® Certified</li> </ul>	

### 800 Series EuroTub/ADA-Height 18" and 24"

#### Quiet Operation

- 44 dBA
- InfoLight®

#### Racks

- 10 Place Setting Capacity
- Standard 3rd Rack

#### Quality

- Made in Poland
- Vase Holder and Small Item Clips

#### Efficiency

- 240 kWh/yr

#### Performance

- Drying System: CrystalDry™
- Additional Wash Cycles: Delicate, Express



SPV68C73UC



**SPV68C73UC**

**18" Fully Integrated – Requires Custom Panel**

**\$2,489**

#### Quiet Operation

- 42 dBA

#### Racks

- 15 Place Setting Capacity

#### Quality

- Made in Germany
- Water Softener
- Vase Holder and Small Item Clips

#### Efficiency

- 240 kWh/yr

#### Performance

- Drying System: CrystalDry™



SGX78C55UC



SGV78C53UC



**SGX78C55UC**

**24" Bar Handle, Stainless Steel**

**\$2,407**

**SGV78C53UC**

**24" Fully Integrated – Requires Custom Panel**

**\$2,407**



# WASHERS-DRYERS



This price list supersedes all previous price lists. Prices listed herein do not include applicable state or local taxes.

Model Number	Description	PRICE
<b>All Bosch Washers Include the Following Features:</b>		
<ul style="list-style-type: none"> <li>SpeedPerfect® Delivers a Faster Wash, Perfect for Small Loads</li> <li>EcoSilence™ BLDC Motor for Quieter Operation</li> <li>Wave Profiled Stainless Steel Drum</li> <li>Anti-Vibration Circular Side Walls</li> </ul>	<ul style="list-style-type: none"> <li>EnERGY StAR® Certified</li> <li>Improved Energy Efficiency and Performance</li> <li>Child Lock</li> <li>Signal</li> <li>Internal Water Heater</li> </ul>	<ul style="list-style-type: none"> <li>Installation: Stackable, Side-by-Side, Under Counter or Pedestal Option</li> <li>208–240 V</li> <li>Plug type 240V; nEMA 6-15 (3 prong)</li> </ul>

## 300 Series

## 24" Compact Washer

**Design**

- White Exterior with White Dial and White Door Ring
- Updated Door Design with Bosch Magneto
- touch Control Display
- Large 2.2 cu.ft. Capacity
- Spin Speed up to 1400 RPM
- Clear See-through Window
- Matching Dryer WPA12100UC

**Quality**

- Energy Consumption 84 kWh/year

**Silence Level**

- Washing/Spinning 52/72 dBA

**15 Individually-Tailored Washing Programs**

- Cotton normal, Cotton Light Soil, Permanent Press, Permanent Press Heavy Soil, Permanent Press Light Soil, Jeans, Quick Wash 30 min.,

Heavy Duty, Delicates, Hand wash/Wool, Allergen, towels, Drum Clean, Drain, Rinse/Spin

**6 Options**

- SpeedPerfect®, temperature, Finish In, Extra Rinse, Prewash, Spin Speed
- Plugs into Wall Receptacle or Dryer Adapter (provided with each dryer)
- Hose Length: 48"



WGA14400UC



WGA14400UC

24" White Cabinet with White Dial and White Door Ring

\$2,417

## 500 Series

## 24" Compact Washer

**Home Connect® Features**

- App Allows You to Operate Washer from Anywhere in the Home While Connected
- Easy Start Option for Your Wash Cycle
- Energy Management Information

**Design**

- White Exterior with Chrome Door Ring
- Updated touch Control Display
- new, Larger 2.4 cu.ft. Capacity
- Spin Speed up to 1600 RPM

- tinted Glass Window with Bosch Magneto
- Matching Dryer WQB245B0UC

**Quality**

- Energy Consumption 105 kWh/year
- AquaStop® Plus Leak Protection System in the Hoses and the Base

**Silence Level**

- Washing/Spinning 51/75 dBA

**13 Individually-Tailored Washing Programs**

- Cotton, SuperQuick, Delicates, Bedding, Rinse, towels, Whites, Mix,

Jeans, Sanitize, Hand Wash/Wool, Spin/Drain, Drum Clean

**10 Options**

- SpeedPerfect®, temperature, Finish In, Prewash, Spin Speed, Intensive Plus, Rinse Plus, Remote Start, Mini Load, Stains (Stains Program treats Blood, Oils - food based, Red Wine, Grass, Sweat, Cosmetics based stains)
- Plugs into Wall Receptacle or Dryer Adapter (provided with each dryer)
- Hose Length: 59"



WGB24600UC



WGB24600UC

24" White Cabinet with Chrome Door Ring

\$2,768

WASHERS

This price list supersedes all previous price lists. Prices listed herein do not include applicable state or local taxes.

Model Number	Description	PRICE
800 Series		
24" Compact Washer		
<b>Home Connect® Features</b> <ul style="list-style-type: none"><li>• App Allows You to Operate Washer from Anywhere in the Home While Connected</li><li>• Easy Start Option for Your Wash Cycle</li><li>• Energy Management Information</li></ul> <b>Design</b> <ul style="list-style-type: none"><li>• Pearl Steel Exterior with Chrome Door</li><li>• Updated touch Control Display</li><li>• new i-DOS Automatic Dosing</li><li>• new, Larger, 2.4 cu.ft. Capacity</li><li>• Spin Speed up to 1600 RPM</li></ul>	<ul style="list-style-type: none"><li>• Interior LED Drum Light</li><li>• tinted Glass Window with Bosch Magneto</li><li>• Matching Dryer WQB245AXUC</li></ul> <b>Quality</b> <ul style="list-style-type: none"><li>• Energy Consumption 105 kWh/year</li><li>• AquaStop® Plus Leak Protection System in the Hoses and the Base</li></ul> <b>Silence Level</b> <ul style="list-style-type: none"><li>• Washing/Spinning 51/75 dBA</li></ul> <b>13 Individually-Tailored Washing Programs</b> <ul style="list-style-type: none"><li>• Cotton, SuperQuick, Delicates, Bedding, Automatic, towels, Whites,</li></ul>	<p>Mix, Jeans, Sanitize, Hand Wash/Wool, Spin/Drain, Drum Clean</p> <b>10 Additional Options</b> <ul style="list-style-type: none"><li>• SpeedPerfect®, temperature, Finish In, Prewash, Spin Speed, Intensive Plus, Rinse Plus, Remote Start, Mini Load, Stains (Stains Program treats Blood, Oils - food based, Red Wine, Grass, Sweat, Cosmetics Based Stains)</li><li>• Plugs into Wall Receptacle or Dryer Adapter (provided with each dryer)</li><li>• Hose Length: 59"</li></ul>
	 <p>WGB246AXUC</p>  	
WGB246AXUC	24" Pearl Steel Cabinet with Chrome Door Ring	\$3,559





This price list supersedes all previous price lists. Prices listed herein do not include applicable state or local taxes.

Model Number	Description	PRICE
<b>All Bosch Dryers Include the Following Features:</b>		
<ul style="list-style-type: none"> <li>• Large 4.0 cu.ft. Capacity</li> <li>• Anti-Vibration Circular Side Walls</li> <li>• Sensitive Drying System</li> <li>• Start/Pause to Add an Item</li> <li>• EnERGY StAR® Certifie</li> <li>• Child Lock</li> <li>• Extra-Fine Lint Filter</li> </ul>	<ul style="list-style-type: none"> <li>• ActiveDry® System</li> </ul> <p><b>Installation</b></p> <ul style="list-style-type: none"> <li>• Stackable, Side-by-Side, Under Counter or Pedestal Option</li> <li>• no Ducting Required</li> <li>• Drain Pump and Hose Included</li> </ul>	<ul style="list-style-type: none"> <li>• Power Cord Included with Plug type: 240V; nEMA 6-15 (3 Prong). Dryer Is Also Supplied with a Power Adapter to Fit a Standard 4-Prong 30A Dryer Receptacle (nEMA 14-30R) and Powers Both Bosch Washer and Dryer</li> </ul>

### 300 Series

#### 24" Compact Condensation Dryer

##### Design

- White Exterior with White Dial and White Door Ring touch Control Display
- Updated Door Design with Bosch Magneto
- Stainless Steel Drum
- Clear See-through Window
- Matching Washer WGA14400UC

##### Quality

- Energy Consumption 315 kWh/year

##### Silence Level

- 67 dBA

##### 15 Individually-Tailored Drying Programs

- Cotton Extra Dry, Cotton Dry (Regular), Permanent Press Extra Dry, Permanent Press Dry,

Permanent Press Damp, Jeans, Quick Dry Auto, Air Fluff/no Heat, time Dry Variable, Quick 40, Delicates, Heavy Duty, Sanitize, Hand Wash/Wool, towels

##### 6 Options

- Dry Level, time Dry, Finish In, Wrinkle Block, Low Heat, Signal



WPA12100UC



WPA12100UC

**24" Ventless Condensation Drying System**  
**White with White Dial and White Door Ring**

**\$2,417**

### 500 Series

#### 24" Compact Heat Pump Dryer with Self-Cleaning Condenser

##### Home Connect® Features

- App Allows You to Operate Dryer from Anywhere in the Home While Connected
- Smart Dry Connects the Dryer to the Washer to Determine the Best Drying Program based off of the Wash Cycle
- Program Assist Available to Easily Start Your Dry Cycle

##### Design

- White Exterior with Chrome Door Ring
- Updated touch Control Display

- Reversible Door (no Additional Parts Required)
- Stainless Steel Structured Drum
- tinted Glass Window with Bosch Magneto
- Matching Washer WGB24600UC

##### Quality

- Energy Consumption 125 kWh/year

- Maintenance-Free Self Cleaning Condenser
- Dual-Layer Lint Filtration System

##### Silence Level


- 62 dBA

##### 13 Individually-Tailored Drying Programs

- Cotton, Quick Dry Auto, Delicates, Bedding, Anti Shrink, towels, Jeans, Mix, Sportswear, Sanitize, time Dry, Hand Wash / Wool, Air Fluff

##### 8 Options

- Dryness Level, time Dry, Finish In, Wrinkle Block, Low Heat, Remote Start, Dry Level Adjust, End Signal



WQB245B0UC



WQB245B0UC

**24" Ventless Heat Pump Dryer with Self-Cleaning Condenser**  
**White with Chrome Door Ring**

**\$2,768**

DRYERS












This price list supersedes all previous price lists. Prices listed herein do not include applicable state or local taxes.

Model Number	Description	PRICE
800 Series		
24" Compact Heat Pump Dryer with Self-Cleaning Condenser		
<b>Home Connect® Features</b> <ul style="list-style-type: none"><li>• App Allows You to Operate Dryer from Anywhere in the Home While Connected</li><li>• Smart Dry Connects the Dryer to the Washer to Determine the Best Drying Program based off of the Wash Cycle</li><li>• Program Assist Available to Easily Start Your Dry Cycle</li></ul> <b>Design</b> <ul style="list-style-type: none"><li>• Pearl Steel Exterior with Chrome Door Ring</li><li>• Updated touch Display</li></ul>	<ul style="list-style-type: none"><li>• Interior LED Drum Light</li><li>• Reversible Door (no Additional Parts Required)</li><li>• Stainless Steel Structured Drum</li><li>• tinted Glass Window with Bosch Magneto</li><li>• Matching Washer WGB246AXUC</li></ul> <b>Quality</b> <ul style="list-style-type: none"><li>• Energy Consumption 125 kWh/year</li></ul> <b>Silence Level</b> <ul style="list-style-type: none"><li>• 62 dBA</li></ul>	<b>13 Individually-Tailored Drying Programs</b> <ul style="list-style-type: none"><li>• Cotton, Quick Dry Auto, Delicates, Bedding, Steam Restore, towels, Jeans, Mix, Sportswear, Sanitize, time Dry, Hand Wash / Wool, Air Fluff</li></ul> <b>8 Options</b> <ul style="list-style-type: none"><li>• Dryness Level, time Dry, Finish In, Wrinkle Block, Low Heat, Remote Start, Dry Level Adjust, End Signal</li></ul>
		
		WQB245AXUC
		
WQB245AXUC	24" Ventless Heat Pump Dryer with Self-Cleaning Condenser Pearl Steel with Chrome Door Ring	\$3,559







## ACCESSORIES

This price list supersedes all previous price lists. Prices listed herein do not include applicable state or local taxes.

Model Number	Description	PRICE	Washers			Dryers		
Accessories for Laundry			WGA14400UC	WGB24600UC	WGB246AXUC	WPA12100UC	WQB245B0UC	WQB245AXUC
	<b>WMZ20600</b> Drying Rack for Wool items, Shoes, etc. for Bosch 24" Dryers	\$123				•	•	•
	<b>WMZPW20W</b> Pedestal with Drawer for 24" Washer	\$462	•	•				
	<b>WTZPW20D</b> Pedestal with Drawer for 24" Dryer	\$462				•	•	
	<b>WMZPW2XW</b> Washer 24" Pedestal – Pearl Steel	\$616			•			
	<b>WTZPW2XD</b> Dryer 24" Pedestal – Pearl Steel	\$616						•
	<b>WTZ11400UC</b> Stacking Kit with Pull Out Tray	\$230	•			•		
	<b>WTZ20410UC</b> Stacking Kit without Pull Out Tray	\$76	•			•		
	<b>WTZ27510UC</b> 500 Stacking Kit – NO Drawer White	\$107		•			•	
	<b>WTZ27500UC</b> 500 Stacking Kit – w/ Drawer White	\$308		•			•	
	<b>WTZ2751XUC</b> 800 Stacking Kit – NO Drawer Pearl Steel	\$107			•			•
	<b>WTZ2750XUC</b> 800 Stacking Kit – w/ Drawer Pearl Steel	\$308			•			•

ACCESSORIES

This price list supersedes all previous price lists. Prices listed herein do not include applicable state or local taxes.

Model Number		Description	PRICE	Washers			Dryers		
Accessories for Laundry				WGA14400UC	WGB24600UC	WGB246AXUC	WPA12100UC	WQB245B0UC	WQB245AXUC
	WTZPA20UC	Dryer Power Adapter – 4 Prong 240V; NEMA 14-30R to 6-15R	\$107				• <sup>1</sup>	• <sup>1</sup>	• <sup>1</sup>
	WTZPA30US	Dryer Power Adapter – 3 Prong 240V; NEMA 10-30R to 6-15R	\$107				• <sup>1</sup>	• <sup>1</sup>	• <sup>1</sup>
	WTZSB30UC	Bracket Style Stacking Kit White	\$76	•	•		•	•	
	WTZSB3XUC	Bracket Style Stacking Kit Pearl Steel	\$107			•			•

<sup>1</sup> Adapter only works with dryers listed in this guide.



# BUILT-IN COFFEE MACHINE



This price list supersedes all previous price lists. Prices listed herein do not include applicable state or local taxes.

Model Number	Description	PRICE
--------------	-------------	-------

## 800 Series

## 24" Built-In Coffee Machine

- Home Connect® App Allows You to Prepare Coffee from Anywhere in the Home
- Within Minutes Prepare Espressos, Cappuccinos, Lattes, Macchiato and More
- MyFavorites Stores up to 8 of Your Favorite Coffee Preferences
- Large 10.1" Color touch Screen Interface
- Automatic System for Cleaning, Milk Steam Rinsing and Descaling
- AromaPro Provides Constant Pressure for an Enhanced Coffee Experience
- Grinding Settings for Dark or Light Coffee
- Onetouch DoubleCup Dispenses two Beverages at the Same time
- Integrated Built-In Sensors Will Alert You When Coffee, Water Level Is Low
- AromaDouble Shot Prepares Extra-Strong Coffee with Less Bitterness
- Individual Cup Volume Allows You to Adjust Your Coffee Cup Size
- 1 lb. Bean Container
- 81 oz. Water Reservoir
- Stainless Steel 17 oz. Milk Container
- Drip tray Removable for Cleaning
- 120 V



BCM8450UC



BCM8450UC

Bosch Built-In Coffee Machine

\$6,209

## Accessories for Coffee Machine

				BCM8450UC
	HEZCMT3050	30" SS Trim Kit	\$663	•

For coffee accessories, please see the Cleaners & Accessories Price List.






# AUTOMATIC ESPRESSO MACHINE



## AUTOMATIC ESPRESSO MACHINE

*This price list supersedes all previous price lists. Prices listed herein do not include applicable state or local tax*

Model Number	Description	PRICE	
<b>Fully Automatic Espresso Machine VeroCafe Silver, Removable Water Tank</b>			<b>300 Series</b>
	<ul style="list-style-type: none"> <li>• Number of Beverage s Available: 5</li> <li>• Touch Control Panel</li> <li>• Barista-quality Coffee</li> <li>• In-cup Frother</li> <li>• Combined Cleaning &amp; Descaling</li> <li>• Easy to Clean Removable Brewing Unit</li> <li>• Water container 45 oz.</li> <li>• Bean container 9 oz.</li> </ul>		 <p>TIU20307</p>
<b>TIU20307</b>	<b>Fully Automatic Espresso Machine VeroCafe Silver, Removable Water Tank</b>	<b>\$1,440</b>	
<b>Fully Automatic Espresso Machine VeroCafe Piano Black, Removable Water Tank</b>			<b>800 Series</b>
	<ul style="list-style-type: none"> <li>• Number of Beverage s Available: 35</li> <li>• Save up to 10 Favorites</li> <li>• Widest variety of 35 + drink options</li> <li>• Large Touchscreen Display</li> <li>• Barista-quality Coffee</li> <li>• Removable water container 81.15 oz.</li> <li>• Bean container 11.28 oz.</li> </ul>		 <p>TPU60309</p>
<b>TPU60309</b>	<b>Fully Automatic Espresso Machine VeroCafe Piano Black, Removable Water Tank</b>	<b>\$2,464</b>	
<b>Fully Automatic Espresso Machine VeroCafe Stainless Steel, Removable Water Tank</b>			
	<ul style="list-style-type: none"> <li>• Premium Convenience Features</li> <li>• Widest variety of 35 + drink options</li> <li>• Large Touchscreen Display</li> <li>• Barista-quality Coffee</li> <li>• Integrated Milk System with Attached Milk Container</li> <li>• Removable water 81.15 oz.</li> <li>• Bean container 11.28 oz.</li> <li>• Milk container 23.67 oz.</li> </ul>		 <p>TQU60703</p>
<b>TQU60703</b>	<b>Fully Automatic Espresso Machine VeroCafe Stainless Steel, Removable Water Tank</b>	<b>\$3,580</b>	



# MICROWAVES



## OVER-THE-RANGE MICROWAVES

This price list supersedes all previous price lists. Prices listed herein do not include applicable state or local taxes.

Model Number	Description	PRICE
<b>All Bosch Over-the-Range Microwaves Include the Following Features:</b>		
<ul style="list-style-type: none"> <li>• Design-Matched for Use in Combination with Bosch Range or Cooktop</li> <li>• Exclusive Stainless Steel Handle</li> <li>• Easy to Read White LCD Display</li> <li>• Easy to Use touch Control</li> <li>• Side-Hinged Door Allows Full Access to Microwave Cavity</li> </ul>	<ul style="list-style-type: none"> <li>• Installation for Recirculation or Outside Venting</li> <li>• Reheat Setting</li> <li>• Potato Program</li> <li>• Automatic Defrost</li> <li>• Popcorn Program</li> <li>• timer with Cook time and Automatic Shut Off Function</li> </ul>	<ul style="list-style-type: none"> <li>• Convenient Kitchen timer</li> <li>• Easily Adds 30 Seconds to Cooking time</li> <li>• 10 Microwave Power Levels</li> <li>• Plugs into Standard 110 V, 3-Prong Outlet</li> </ul>

### 300 Series

#### 30" Over-the-Range Microwave

- Large 13 3/8" Glass turntable

**HMV3054U**

**30" Stainless Steel**

Discontinues August

**\$1,126** HMV3054U



## OVER-THE-RANGE MICROWAVES/DRAWER MICROWAVES

### 800 Series

#### 24" and 30" Drawer Microwave

- new hidden control panel; opens for enhanced visibility
- Home Connect® allows for remote monitoring and control the drawer microwave with Wi-Fi Connectivity
- 1.2 cu.ft. overall capacity
- Microwave Power 950 W
- 10 Power Levels
- Opens and Closes through touch Control
- Can Be Installed Flush



HMD8454UC

**HMD8454UC**

**24" Drawer Microwave**

**\$3,268**

## BUILT-IN MICROWAVES

#### 27" and 30" Built-In Microwave Touch Control with Drop Down Door

- LCD Display and LED Light
- 1.6 cu.ft. Overall Capacity
- 14 3/8" Glass turntable
- Microwave Power: 950 W
- 10 Power Levels
- Sensor Cooking
- Sensor Reheat
- no trim Kit Required
- Plugs into a Standard 120 V, 3-Prong Outlet



HMB57152UC

**HMB57152UC**

**27" Microwave, Stainless Steel**

**\$2,498**

**HMB50152UC**

**30" Microwave, Stainless Steel**

**\$2,420**



HMB50152UC

SPEED OVENS

This price list supersedes all previous price lists. Prices listed herein do not include applicable state or local taxes.

Model Number	Description	PRICE
<b>All Bosch Speed Ovens Include the Following Features:</b>		
<ul style="list-style-type: none"><li>• 1.6 cu.ft. Overall Capacity</li><li>• nine SpeedChef® Cooking Cycles</li><li>• Convection Broil and Convection Bake Modes</li><li>• Seven Auto Sensor Microwave Cycles</li><li>• 1,000 W Microwave</li><li>• 1,750 W Broil Element</li><li>• 600 W Bake Element</li><li>• 1,700 W Convection Element</li><li>• Kitchen timer and Panel Lock Setting</li><li>• Stainless Steel Cooking Interior</li><li>• Cut-resistant Metal turntable and Separate Ceramic Cooking tray</li><li>• Multi-Use Oven Rack</li><li>• Wall or Under Counter Approved Installation (HMC54151UC cannot be installed under a cooktop)</li></ul>		

800 Series

27" and 30" Speed Ovens

- Cooks Faster than a traditional Oven and Can Also Be Used as a Microwave
- LCD Display and LED Light
- Electrical Connection – 120 V nEMA 5-20 3-Prong Plug for HMC80152UC and HMC87152UC; 240 V Direct Wire for HMC80252UC and HMC80242UC
- Electric Load – 20 A



HMC80242UC

<b>HMC80252UC</b>	<b>30" 240 V Speed Oven, Stainless Steel</b>	<b>\$3,960</b>
<b>HMC80242UC</b>	<b>30" 240 V Speed Oven, Black Stainless Steel</b>	<b>\$4,039</b>





# Ovens



## BUILT-IN OVENS

This price list supersedes all previous price lists. Prices listed herein do not include applicable state or local taxes.

Model Number	Description	PRICE
--------------	-------------	-------

### All Bosch 500 Series 30" Built-In Ovens Include the Following Features:

- Heavy-Duty Metal Knobs for a Premium Look and Feel
- Compatible with Most Existing Cut-Outs
- Designed to Be Installed Flush with Your Cabinetry
- 2, 3, and 4-Hour Self-Clean Cycles
- Kitchen timer
- Extra Large Door Window for Easy Monitoring of Cooking Process
- Star-K Certified 100°–450°F
- Large Capacity at 4.6 cu.ft.
- Recessed 12-Pass Broil Element for Increased Capacity and Performance

### 500 Series

#### 30" Single Wall Oven, European Convection

- Genuine European Convection
- 11 Oven Modes
- Custom Cooking Modes: Pizza, Pie, Warm and Proof
- temperature Conversion for Convection Cooking
- One Oven Light

**HBL5451UC**

**30" Stainless Steel**

**\$4,418**



HBL5451UC

### All Bosch 800 Series Built-In Ovens Include the Following Features:

- QuietClose® Door
- A Full-Extension telescopic Rack
- Designed to Be Installed Flush with Your Cabinetry
- Compatible with Most Existing Cut-Outs
- 11 Oven Modes
- Custom Cooking Modes: Pizza, Pie, Warm and Proof
- Genuine European Convection
- temperature Conversion for Convection Cooking
- touch Control with Steeltouch™ Buttons Makes Operating the Oven Easier
- temperature Probe takes Guesswork Out of Cooking
- Fast Preheat™ Reduces Preheat time
- 2, 3, and 4-Hour Self-Clean Cycles
- two Oven Lights
- timer with Cook time and Delay Start Function
- Extra Large Door Window for Easy Monitoring of Cooking Process
- Star-K Certified 100°–450°F
- Large Capacity at 4.6 cu.ft.
- Recessed 12-Pass Broil Element for Increased Capacity and Performance

### 800 Series

#### 30" Single Wall Ovens

- Home Connect® Features. Remotely Monitor and Control the Wall Oven with Wi-Fi Connectivity

**HBL8443UC**

**30" Single Wall Oven, Black Stainless Steel**

**\$5,496**



HBL8443UC



#### 30" Single Wall Oven

- the Bosch Wall Oven Combines Your Favorite tools into One Appliance. It's an Air Fryer, Convection Oven, Roaster, Dough Proofer and More
- Air Fry Mode Quickly Cooks Foods to Crisp Perfection without Added Oil
- Home Connect® Features. Remotely Monitor and Control the Wall Oven with Wi-Fi Connectivity

**HBL8454UC**

**30" Single Wall Oven, Stainless Steel with Air Fry**

**\$5,342**



HBL8454UC





This price list supersedes all previous price lists. Prices listed herein do not include applicable state or local taxes.

Model Number	Description	PRICE
<b>All Bosch Benchmark® Series Built-In Ovens Include the Following Features:</b>		
<ul style="list-style-type: none"> <li>• QuietClose® Door Dampened Hinges Softly and Quietly Guide the QuietClose® Door Shut</li> <li>• the Color tFt Control Panel with Steeltouch™ Buttons Is Easy to Use</li> <li>• A Full-Extension telescopic Rack Offers Safe Access to the Oven Cavity</li> <li>• Designed to Be Installed Flush with Your Cabinetry</li> <li>• Compatible with Most Existing Cut-Outs</li> </ul>	<ul style="list-style-type: none"> <li>• 13 Specialized Cooking Modes – Gourmet Cooking Made Easy</li> <li>• Custom Cooking Programs: no-Preheat Frozen Food Mode, Pizza, Pie, Warm and Proof</li> <li>• Genuine European Convection</li> <li>• temperature Conversion for Convection Cooking</li> <li>• Fast Preheat™ Reduces Preheat time</li> <li>• 2, 3, and 4-Hour Self-Clean Cycles</li> <li>• EcoChef Mode – Remaining Heat in Cavity Finishes Cooking Process</li> </ul>	<ul style="list-style-type: none"> <li>• AutoProbe takes the Guesswork Out of Cooking</li> <li>• two Halogen Lights Provide Superior Cavity Illumination</li> <li>• timer with Cook time and Delay Start Function</li> <li>• Extra Large Door Window for Easy Monitoring of Cooking Process</li> <li>• Star-K Certified 100°–450°F</li> <li>• two Separate time Intervals Can Be Programmed</li> <li>• Large Capacity at 4.6 cu.ft.</li> </ul>

## Benchmark® Series

### 30" Single Wall Oven SideOpening Door

- SideOpening Door Offers Better Ergonomic Access to the Oven Cavity
- Recessed 12-Pass Broil Element for Increased Capacity and Performance



HBLP451RUC



HBLP451LUC

<b>HBLP451RUC</b>	<b>30" Stainless Steel, Right SideOpening Door</b>	<b>\$5,807</b>
<b>HBLP451LUC</b>	<b>30" Stainless Steel, Left SideOpening Door</b>	<b>\$5,807</b>

### 30" Single Wall Oven

- the Bosch Wall Oven Combines Your Favorite tools into One Appliance. It's an Air Fryer, Convection Oven, Roaster, Dough Proofer and More
- Air Fry Mode Quickly Cooks Foods to Crisp Perfection without Added Oil



<b>HBLP454UC</b>	<b>30" Single Wall Oven, Stainless Steel with Air Fry</b>	<b>\$5,515</b>	<b>HBLP454UC</b>
------------------	---	----------------	------------------

WARMING DRAWERS/ACCESSORIES

This price list supersedes all previous price lists. Prices listed herein do not include applicable state or local taxes.

Model Number	Description	PRICE
--------------	-------------	-------

500 Series

30" Warming Drawers

- Keeps Meals Hot and Is Designed to Match the Perfectly Flush Fit of a Bosch Wall or Speed Oven
- 3 Settings to Keep Meals Hot and Ready to Serve
- Installs Vertically under Bosch Wall or Speed Oven
- Matches Bosch Built-In Products
- Install Either Flush or Proud
- 450 W Heating Element Concealed Below Drawer
- Special Dough Proofing Mode
- Sturdy Ball Bearing telescopic Rails for Smooth Opening
- Star-K Certified
- 1 Hour Automatic Shut Off Function with Adjustable timer
- 2.2 cu.ft. Large Cavity
- Lower Side Walls Allow Easy Loading and Unloading of Drawer



HWD5051UC

HWD5051UC	30" Stainless Steel	\$2,507
-----------	---------------------	---------



# COOKTOPS



## GAS

This price list supersedes all previous price lists. Prices listed herein do not include applicable state or local taxes.


Model Number	Description	PRICE
--------------	-------------	-------

### All Bosch Gas Cooktops Include the Following Features:

- Front-Center Controls
- Continuous Cast Iron Grates
- LP Kit Included
- High Efficiency Gas Burners
- FlameSafe thermocouple shuts off gas if flame is extinguished
- See All Pan Accessories on Page 8-9.

#### 36" Gas Cooktop

- 5 Burners
- 16K Bt U Max
- OptiSim® Burner
- Stainless-Look Metal Knobs
- LED "On" Indicator Light
- Low Profile Stainless Steel Design for Easy Cleaning
- Sealed Burners for Easier Cleanup



NGM5659UC

LR: 6,000 Bt U	C: 16,000 Bt U	RR: 10,300 Bt U
LF: 3,400 Bt U		RF: 6,000 Bt U

**NGM5659UC**


**36" Gas Cooktop, 5 Burners, Stainless Steel**

**\$2,232**

#### 800 Series

#### 36" Gas Cooktop

- 5 Burners
- FlameSelect® (9 Power Levels)
- 17K Bt U Max
- Dual-Ring Power Burner
- OptiSim® Burner
- LED Light Line Knob Illumination
- Dishwasher-Safe Grates
- Residual Heat Indication



NGM8659UC

**FlameSelect**

LR: 6,000 Bt U	C: 17,000 Bt U	RR: 10,300 Bt U
LF: 3,400 Bt U		RF: 6,000 Bt U

**NGM8659UC**

**36" Gas Cooktop, 5 Burners, Stainless Steel**

**\$2,848**

#### Benchmark® Series

#### 36" Gas Cooktop

- 5 Burners
- FlameSelect® (9 Power Levels)
- 18K Bt U Max
- Bosch Exclusive Dual-Ring Power Burner
- OptiSim® Burner
- LED Power Level/Residual Heat Indication Display
- Digital Display Indicating Selected Power Level
- Stainless-Look Metal Knobs
- Dishwasher-safe Grates



NGMP659UC

**FlameSelect**

LR: 6,000 Bt U	C: 18,050 Bt U	RR: 10,300 Bt U
LF: 3,400 Bt U		RF: 6,000 Bt U

**NGMP659UC**

**36" Gas Cooktop, 5 Burners, Stainless Steel**

**\$3,292**



**HOMEA**

**[www.homea.mx](http://www.homea.mx)**

**Email: [ventas@homea.mx](mailto:ventas@homea.mx)**

**Whatsapp: (446)144.6318**

**Tel: (442)216.3552**

**Lada sin Costo: 01(800)701.2121**